

Clark, J.E. Preparatory Academy

School Year	2017-2018
District Code	82015
State Code	09992
DPS Code	063
From EAA	No
Voting District	7
Status	Active/Open
Emphasis	Gen Ed
Entity Type	LEA-School
Alt Services	
Title 1 Status	

School Configuration 2017-18																	
PK	KG	01	02	03	04	05	06	07	08	09	10	11	12	GE	Alt	CTE	SE
<input checked="" type="checkbox"/>	<input checked="" type="checkbox"/>	<input checked="" type="checkbox"/>	<input checked="" type="checkbox"/>	<input checked="" type="checkbox"/>	<input checked="" type="checkbox"/>	<input checked="" type="checkbox"/>	<input checked="" type="checkbox"/>	<input checked="" type="checkbox"/>	<input checked="" type="checkbox"/>	<input type="checkbox"/>	<input type="checkbox"/>	<input type="checkbox"/>	<input type="checkbox"/>	<input checked="" type="checkbox"/>	<input type="checkbox"/>	<input type="checkbox"/>	<input checked="" type="checkbox"/>
K - 8, PK, Spec Ed																	
School Address														15755 Bremen Street			
														Detroit, MI 48224-3443			
Main Telephone														(313) 417-9340			
Main Fax														(313) 417-9345			
Principal														Monica Hester			
Principal Email														monica.hester@detroitk12.org			
Principal Leader														Ricky Fountain			
Superintendent																	
Superintendent Phone																	

Attendance 2016-17		
Attendance Rate	# Chronically Absent	% Chronically Absent
80.4%	476	77.4%

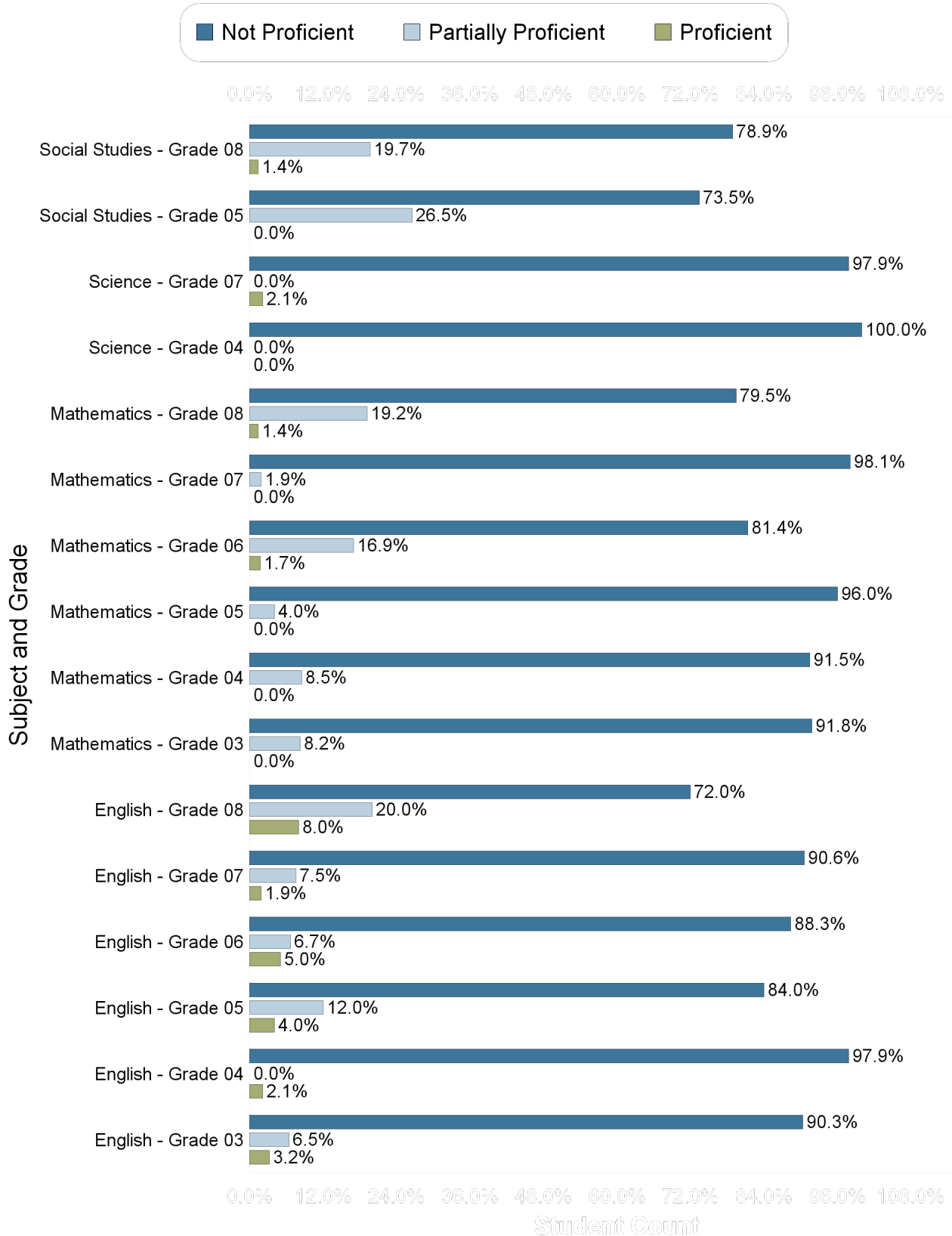
Mobility 2016-17			
Total Headcount	Incoming	Mobile Students	Stable Students
508	65	75	433

Graduation/Dropout Rate 2016-17							
	Cohort N	Graduation N	GED	Graduation Rate	Drop N	Drop Rate	Off Track
4 Year Cohort	n/a	n/a	n/a	n/a	n/a	n/a	n/a
5 Year Cohort	n/a	n/a	n/a	n/a	n/a	n/a	n/a
6 Year Cohort	n/a	n/a	n/a	n/a	n/a	n/a	n/a

Enrollment as of June 2018																
Sub Groups	Grades															Total
	PK	KG	01	02	03	04	05	06	07	08	09	10	11	12	14	
All Students		46	48	55	45	58	40	60	54	54						460
Gender																
Female		19	25	27	23	25	20	32	22	28						221
Male		27	23	28	22	33	20	28	32	26						239
Ethnicity																
AM									1							1
AS																
BL		46	48	55	45	57	40	59	53	54						457
HI																
HP																
TR																
WH						1		1								2
Other Groups																
SE			2	4	3	3	7	10	14	14						57
LEP								1								1
ED		38	46	53	42	52	37	52	50	50						420


Clark, J.E. Preparatory Academy

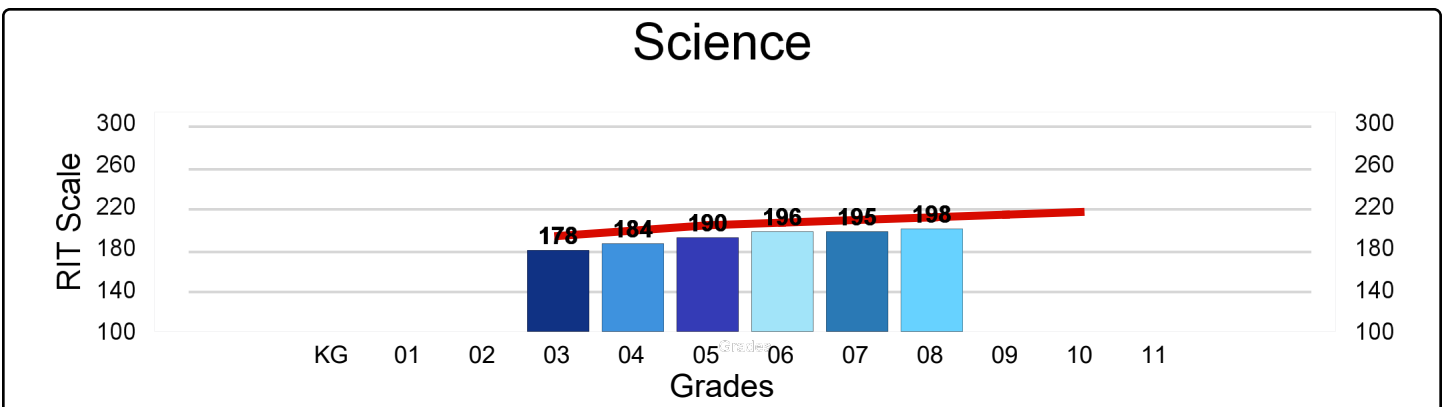
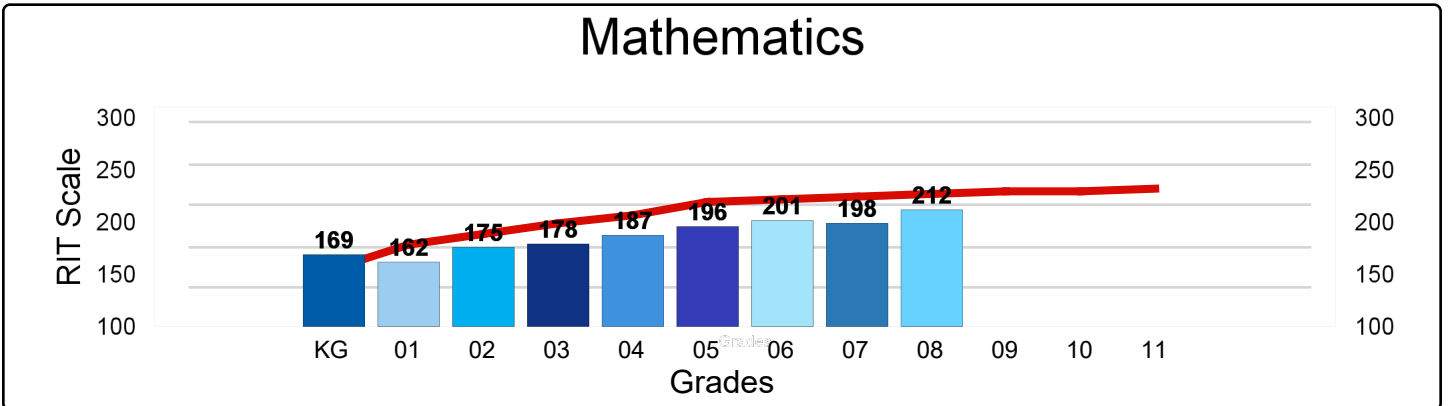
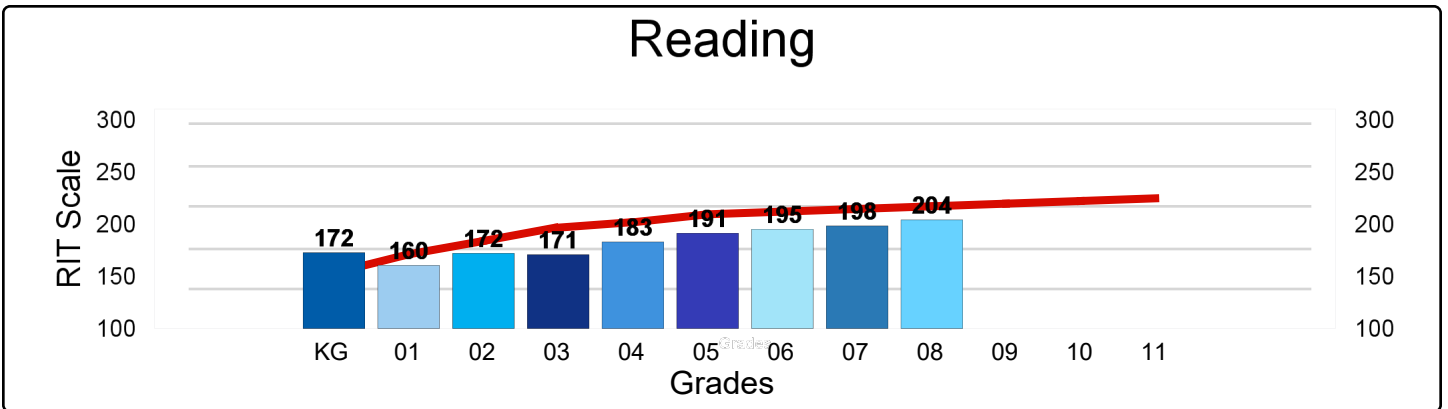
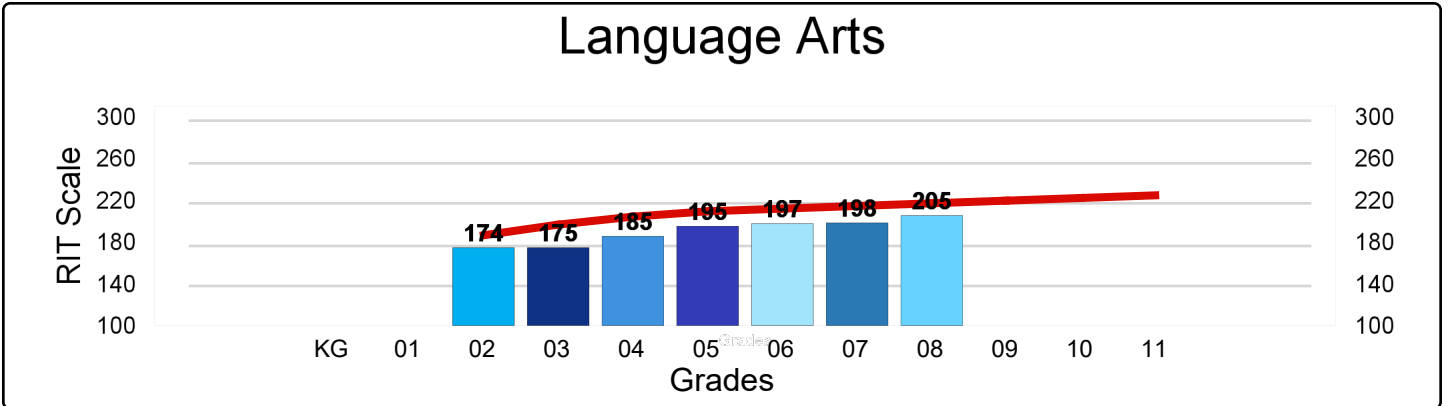
M-Step 2016-17 Proficiency



Clark, J.E. Preparatory Academy

NWEA MAP Spring 2017 - Average RIT Score

National Norm 



Clark, J.E. Preparatory Academy

Percentage of Student Meeting Growth Expectation Targets

