

# Mackenzie Elementary-Middle School

School Year	2017-2018
District Code	82015
State Code	00853
DPS Code	126
From EAA	No
Voting District	3
Status	Active/Open
Emphasis	Gen Ed
Entity Type	LEA-School
Alt Services	
Title 1 Status	

School Configuration 2017-18																	
PK	KG	01	02	03	04	05	06	07	08	09	10	11	12	GE	Alt	CTE	SE
<input checked="" type="checkbox"/>	<input checked="" type="checkbox"/>	<input checked="" type="checkbox"/>	<input checked="" type="checkbox"/>	<input checked="" type="checkbox"/>	<input checked="" type="checkbox"/>	<input checked="" type="checkbox"/>	<input checked="" type="checkbox"/>	<input checked="" type="checkbox"/>	<input checked="" type="checkbox"/>	<input type="checkbox"/>	<input type="checkbox"/>	<input type="checkbox"/>	<input type="checkbox"/>	<input checked="" type="checkbox"/>	<input type="checkbox"/>	<input type="checkbox"/>	<input checked="" type="checkbox"/>
K - 8, PK, Spec Ed																	
School Address										10147 West Chicago Detroit, MI 48204							
Main Telephone										(313) 416-6400							
Main Fax										(313) 873-0755							
Principal										Jason Drain							
Principal Email										jason.drain@detroitk12.org							
Principal Leader										Leenet Campbell-Williams							
Superintendent																	
Superintendent Phone																	

Attendance 2016-17		
Attendance Rate	# Chronically Absent	% Chronically Absent
<b>84.7%</b>	<b>713</b>	<b>61.3%</b>

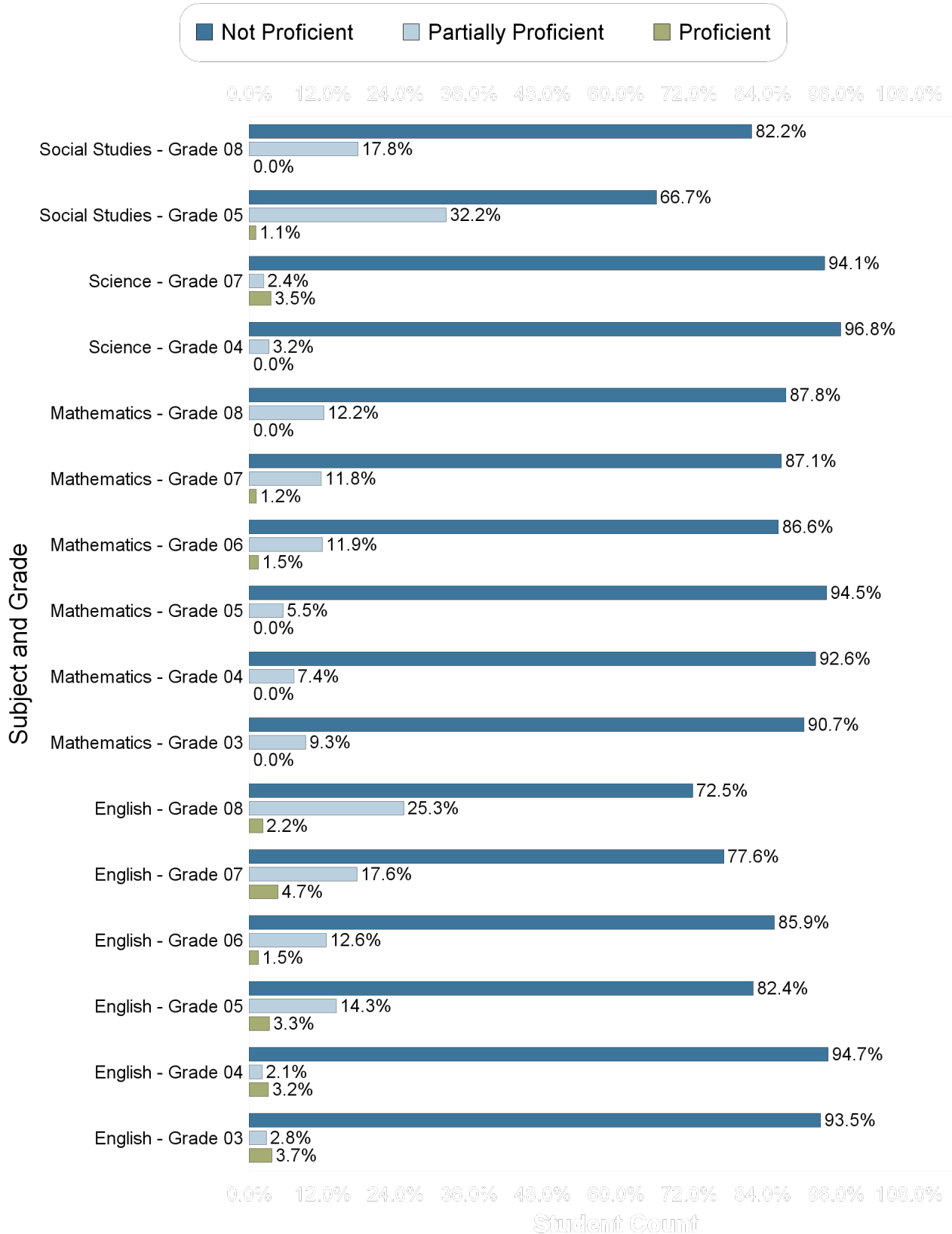
Mobility 2016-17			
Total Headcount	Incoming	Mobile Students	Stable Students
<b>1117</b>	<b>17</b>	<b>156</b>	<b>961</b>

Graduation/Dropout Rate 2016-17							
	Cohort N	Graduation N	GED	Graduation Rate	Drop N	Drop Rate	Off Track
<b>4 Year Cohort</b>	n/a	n/a	n/a	n/a	n/a	n/a	n/a
<b>5 Year Cohort</b>	n/a	n/a	n/a	n/a	n/a	n/a	n/a
<b>6 Year Cohort</b>	n/a	n/a	n/a	n/a	n/a	n/a	n/a

Enrollment as of June 2018																
Sub Groups	Grades															Total
	PK	KG	01	02	03	04	05	06	07	08	09	10	11	12	14	
All Students	33	109	102	126	104	131	92	92	119	67						942
<b>Gender</b>																
Female	15	51	46	57	45	63	42	35	49	30						418
Male	18	58	56	69	59	68	50	57	70	37						524
<b>Ethnicity</b>																
AM								1								1
AS				1			1									2
BL	33	108	101	125	104	131	90	90	118	66					933	
HI		1	1					1	1	1					5	
HP							1								1	
TR																
WH																
<b>Other Groups</b>																
SE	5	26	17	22	19	25	19	15	20	10						173
LEP									2	1						3
ED	29	88	88	115	92	124	82	83	105	54						831


# Mackenzie Elementary-Middle School

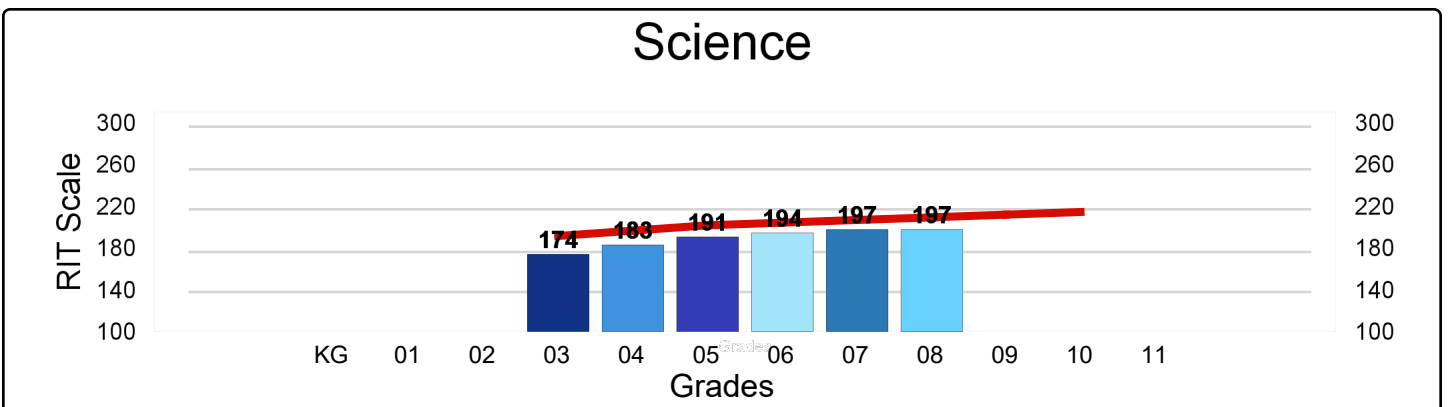
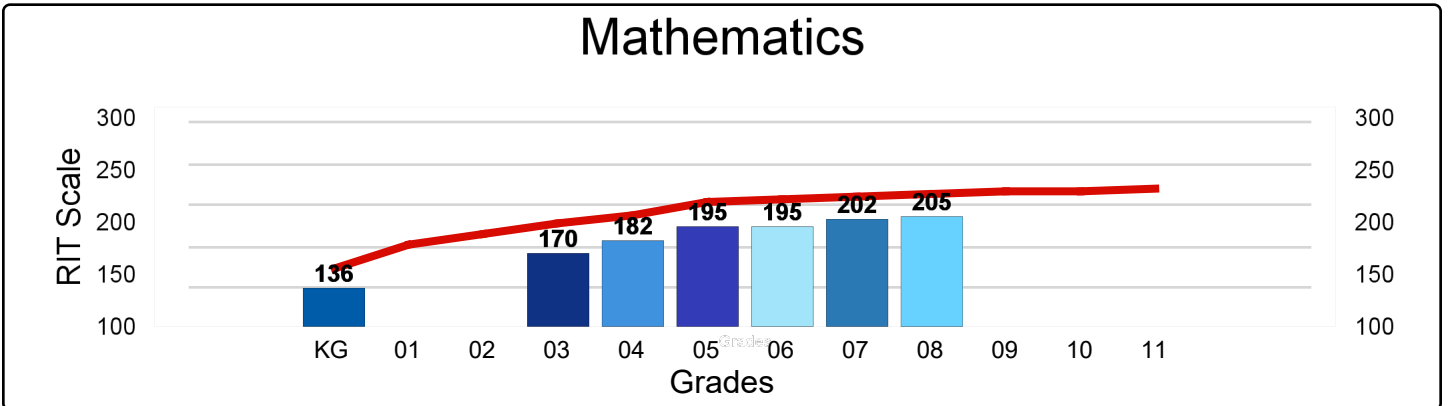
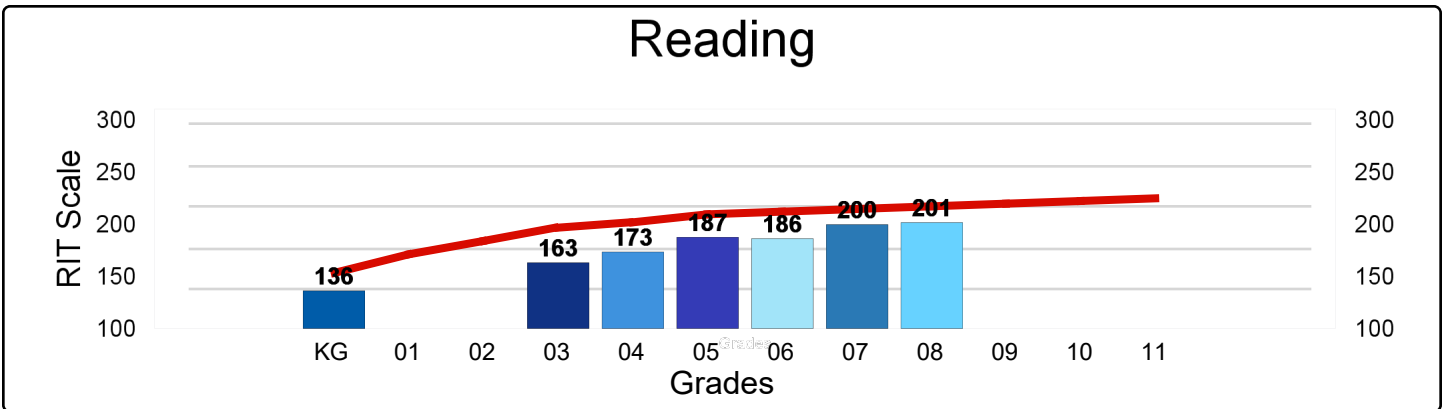
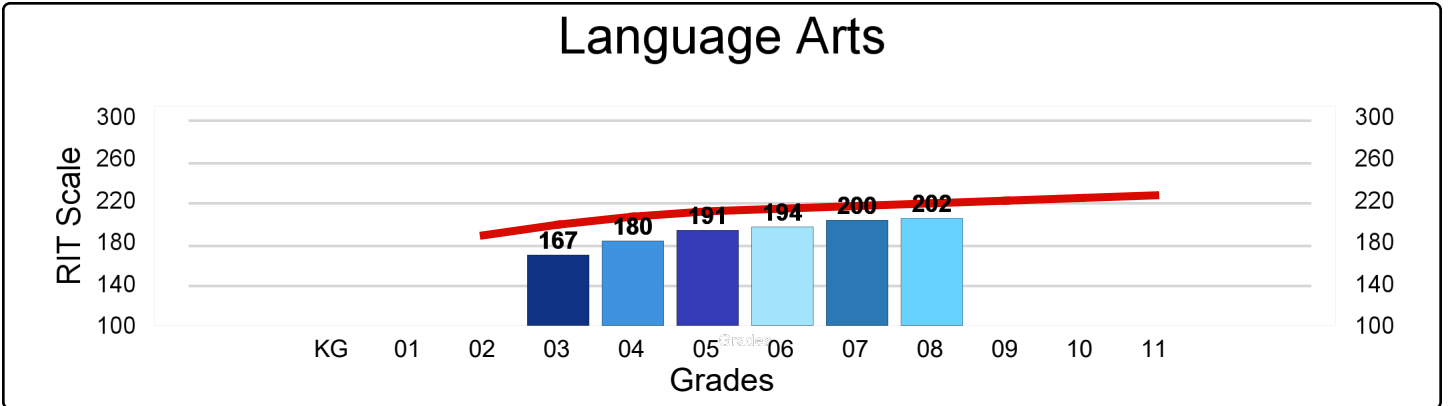
## M-Step 2016-17 Proficiency



# Mackenzie Elementary-Middle School

NWEA MAP Spring 2017 - Average RIT Score

National Norm 



# Mackenzie Elementary-Middle School

## Percentage of Student Meeting Growth Expectation Targets

