

Gompers Elementary-Middle School

School Year	2017-2018
District Code	82015
State Code	01438
DPS Code	135
From EAA	No
Voting District	4
Status	Active/Open
Emphasis	Gen Ed
Entity Type	LEA-School
Alt Services	
Title 1 Status	

School Configuration 2017-18																	
PK	KG	01	02	03	04	05	06	07	08	09	10	11	12	GE	Alt	CTE	SE
<input checked="" type="checkbox"/>	<input checked="" type="checkbox"/>	<input checked="" type="checkbox"/>	<input checked="" type="checkbox"/>	<input checked="" type="checkbox"/>	<input checked="" type="checkbox"/>	<input checked="" type="checkbox"/>	<input checked="" type="checkbox"/>	<input checked="" type="checkbox"/>	<input checked="" type="checkbox"/>	<input type="checkbox"/>	<input type="checkbox"/>	<input type="checkbox"/>	<input type="checkbox"/>	<input checked="" type="checkbox"/>	<input type="checkbox"/>	<input type="checkbox"/>	<input checked="" type="checkbox"/>
K - 8, PK, Spec Ed																	
School Address														14450 Burt Road Detroit, MI 48223			
Main Telephone														(313) 494-7495			
Main Fax														(313) 450-6131			
Principal														Bobbie Posey			
Principal Email														bobbie.posey@detroitk12.org			
Principal Leader														Ricky Fountain			
Superintendent																	
Superintendent Phone																	

Attendance 2016-17		
Attendance Rate	# Chronically Absent	% Chronically Absent
85.5%	490	58.6%

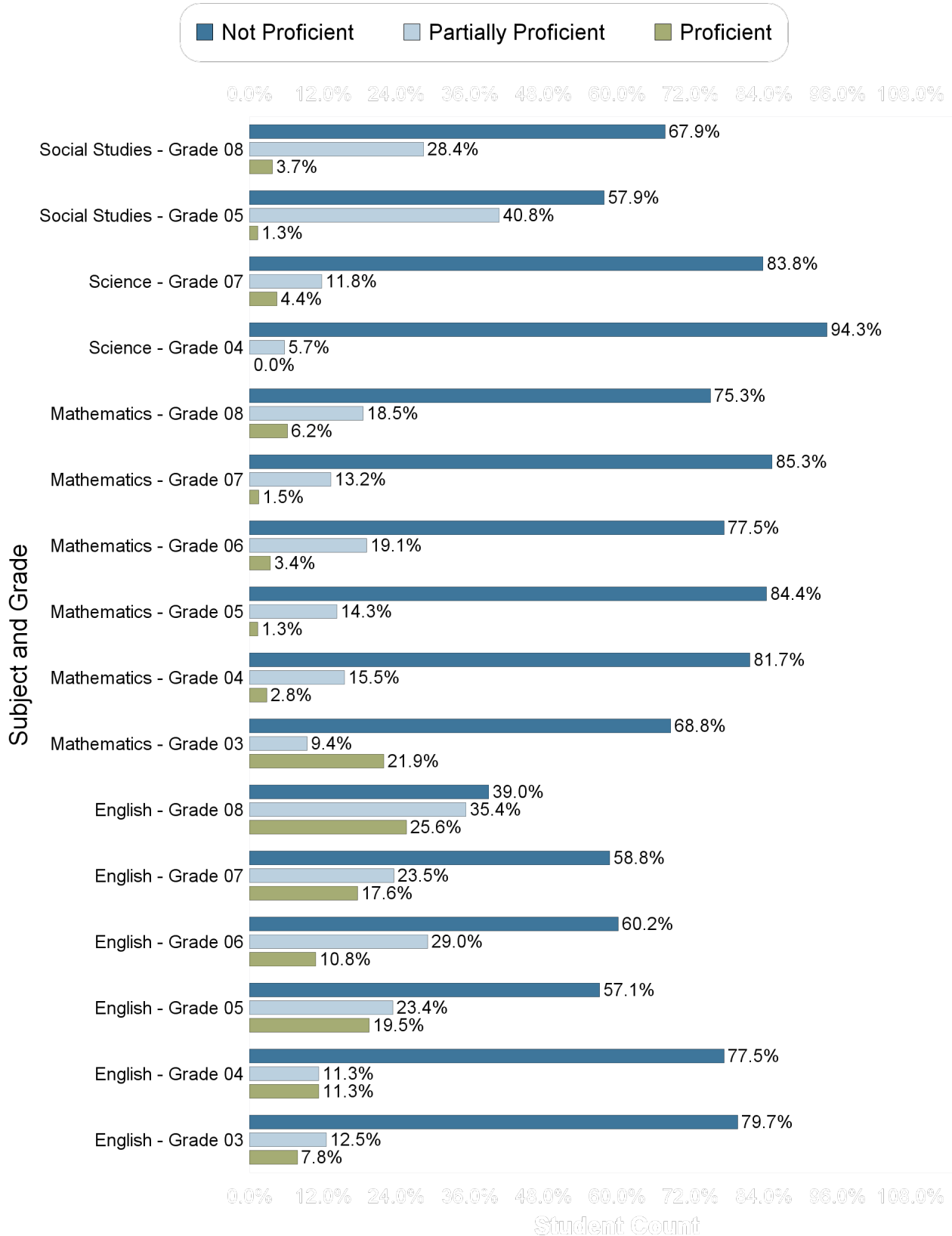
Mobility 2016-17			
Total Headcount	Incoming	Mobile Students	Stable Students
793	26	98	695

Graduation/Dropout Rate 2016-17							
	Cohort N	Graduation N	GED	Graduation Rate	Drop N	Drop Rate	Off Track
4 Year Cohort	n/a	n/a	n/a	n/a	n/a	n/a	n/a
5 Year Cohort	n/a	n/a	n/a	n/a	n/a	n/a	n/a
6 Year Cohort	n/a	n/a	n/a	n/a	n/a	n/a	n/a

Enrollment as of June 2018																
Sub Groups	Grades															Total
	PK	KG	01	02	03	04	05	06	07	08	09	10	11	12	14	
All Students	68	68	96	81	88	71	77	91	87	70						729
Gender																
Female	25	31	44	42	47	38	41	43	36	33						355
Male	43	37	52	39	41	33	36	48	51	37						374
Ethnicity																
AM																
AS	1		1													1
BL	67	68	94	78	86	69	75	90	83	68						711
HI			1	2	2	2	2	1	1	1						12
HP																
TR																
WH				1					3	1						5
Other Groups																
SE	21	2	16	10	9	13	11	18	20	12						111
LEP	1		1	1		1	1	2	1	1						8
ED	53	63	86	75	85	64	70	86	81	61						671


Gompers Elementary-Middle School

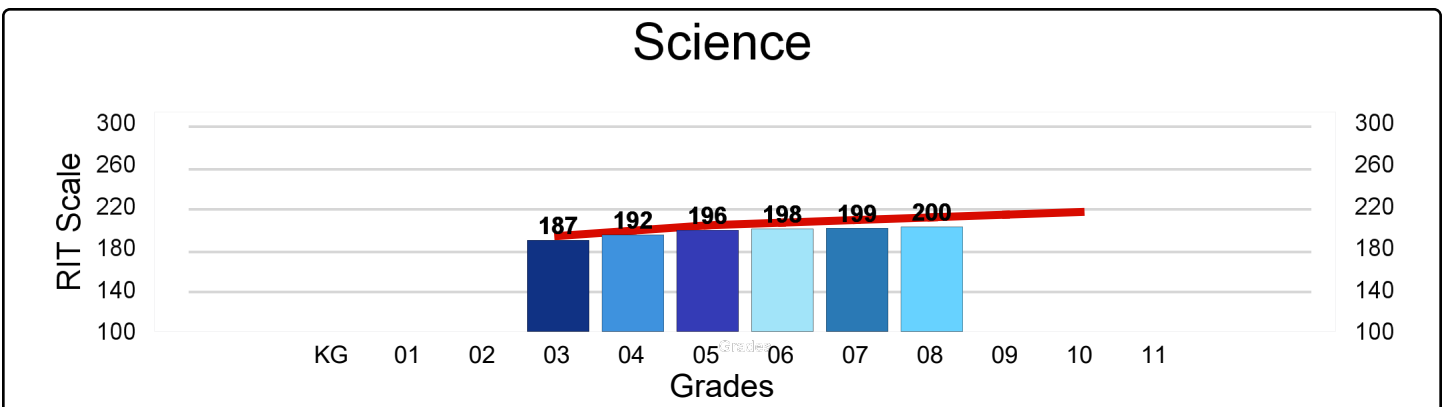
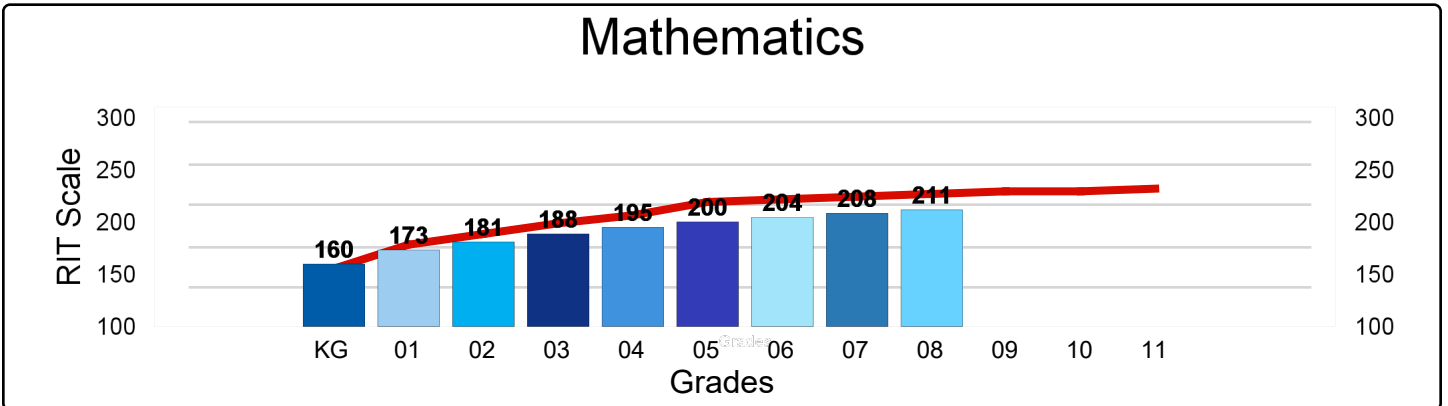
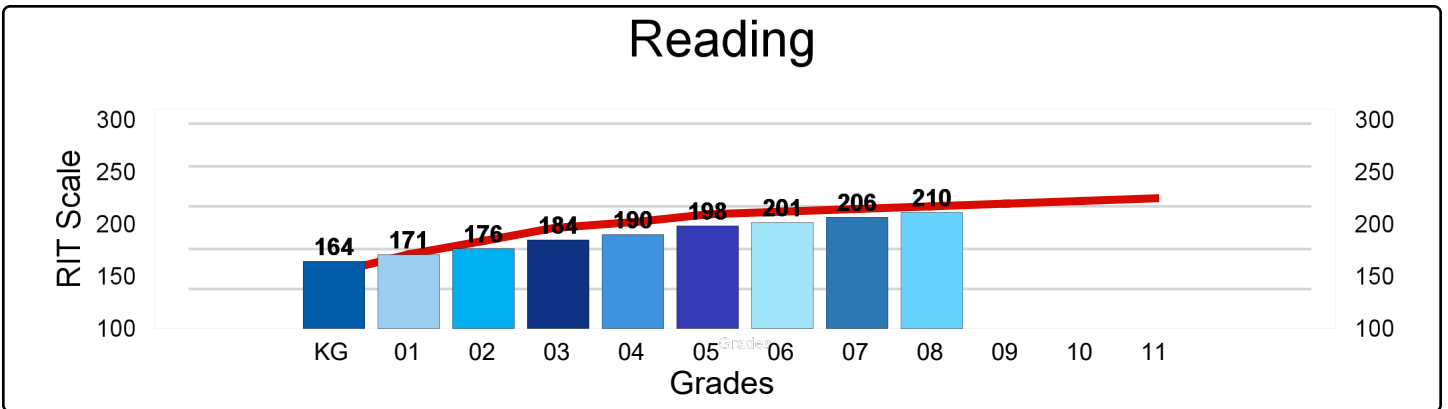
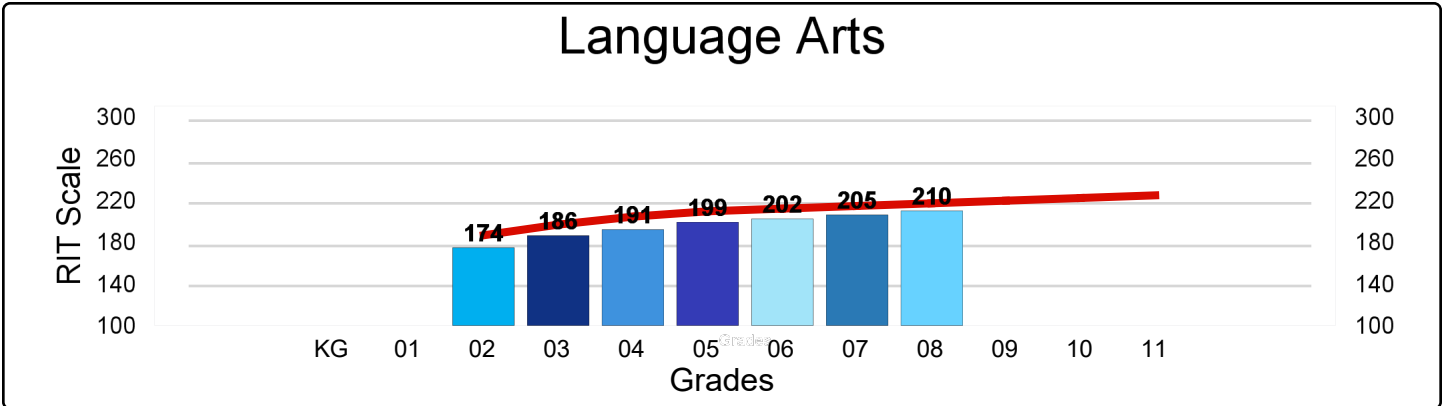
M-Step 2016-17 Proficiency



Gompers Elementary-Middle School

NWEA MAP Spring 2017 - Average RIT Score

National Norm 



Gompers Elementary-Middle School

Percentage of Student Meeting Growth Expectation Targets

