

Mason Elementary School

School Year	2017-2018
District Code	82015
State Code	02431
DPS Code	241
From EAA	No
Voting District	6
Status	Active/Open
Emphasis	Gen Ed
Entity Type	LEA-School
Alt Services	
Title 1 Status	

School Configuration 2017-18																	
PK	KG	01	02	03	04	05	06	07	08	09	10	11	12	GE	Alt	CTE	SE
<input checked="" type="checkbox"/>	<input checked="" type="checkbox"/>	<input checked="" type="checkbox"/>	<input checked="" type="checkbox"/>	<input checked="" type="checkbox"/>	<input checked="" type="checkbox"/>	<input checked="" type="checkbox"/>	<input checked="" type="checkbox"/>	<input checked="" type="checkbox"/>	<input checked="" type="checkbox"/>	<input type="checkbox"/>	<input type="checkbox"/>	<input type="checkbox"/>	<input type="checkbox"/>	<input checked="" type="checkbox"/>	<input type="checkbox"/>	<input type="checkbox"/>	<input checked="" type="checkbox"/>
K - 8, PK, Spec Ed																	
School Address														19955 Fenelon			
														Detroit, MI 48234			
Main Telephone														(313) 866-3700			
Main Fax														(313) 866-3609			
Principal														Philip VanHooks			
Principal Email														philip.vanhooks@detroitk12.org			
Principal Leader														Ricky Fountain			
Superintendent																	
Superintendent Phone																	

Attendance 2016-17		
Attendance Rate	# Chronically Absent	% Chronically Absent
76.5%	418	82.8%

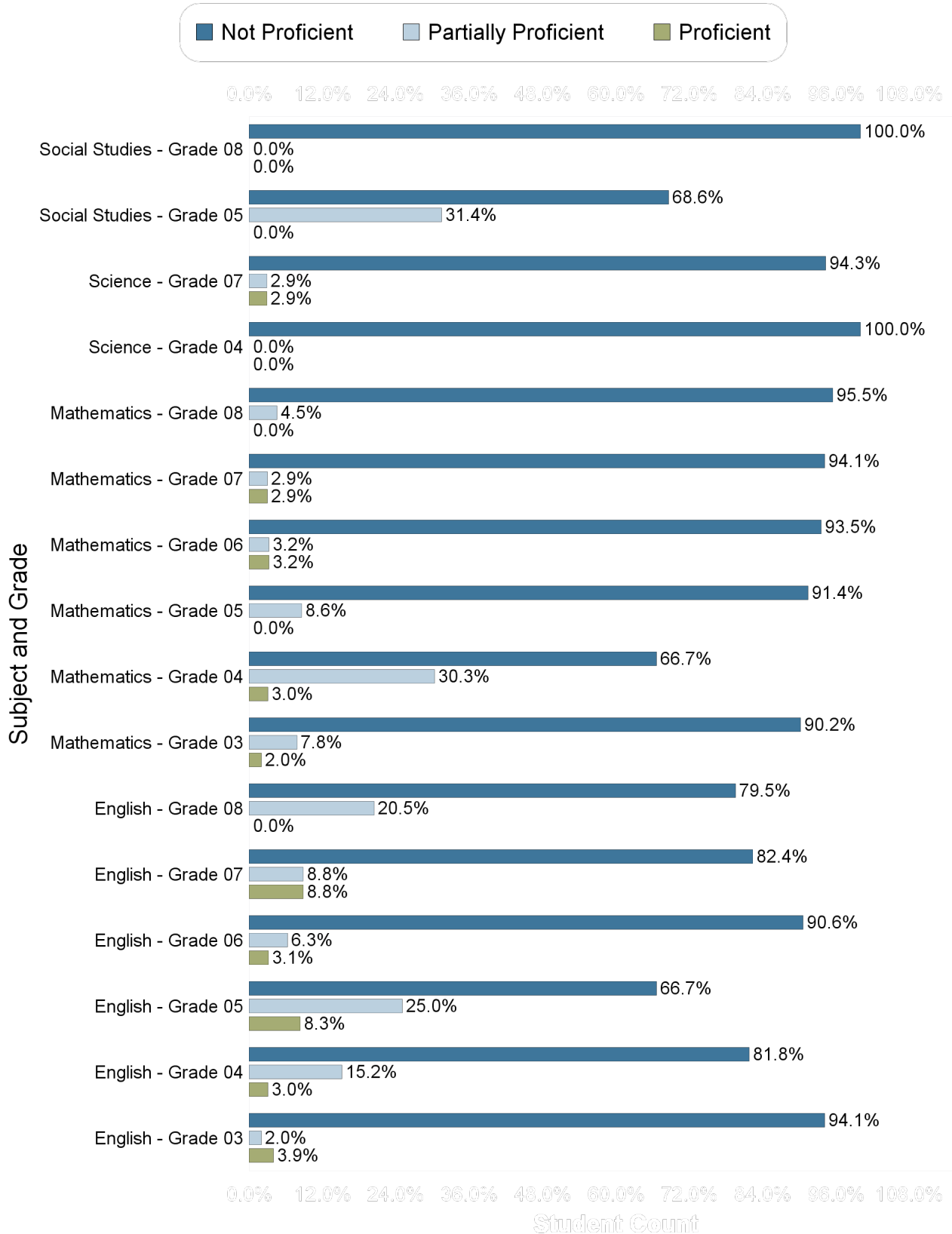
Mobility 2016-17			
Total Headcount	Incoming	Mobile Students	Stable Students
378	78	73	305

Graduation/Dropout Rate 2016-17							
	Cohort N	Graduation N	GED	Graduation Rate	Drop N	Drop Rate	Off Track
4 Year Cohort	n/a	n/a	n/a	n/a	n/a	n/a	n/a
5 Year Cohort	n/a	n/a	n/a	n/a	n/a	n/a	n/a
6 Year Cohort	n/a	n/a	n/a	n/a	n/a	n/a	n/a

Enrollment as of June 2018																
Sub Groups	Grades															Total
	PK	KG	01	02	03	04	05	06	07	08	09	10	11	12	14	
All Students	33	60	55	60	53	51	39	50	46	41						455
Gender																
Female	20	32	27	31	25	22	20	24	24	19						224
Male	13	28	28	29	28	29	19	26	22	22						231
Ethnicity																
AM			1													1
AS			2													2
BL	33	59	51	60	52	50	39	50	45	41						447
HI		1			1											2
HP			1						1							2
TR																
WH						1										1
Other Groups																
SE	2	6	6	12	7	18	12	14	12	10						97
LEP	1		1													1
ED	25	52	47	56	49	47	33	44	37	34						399

Mason Elementary School

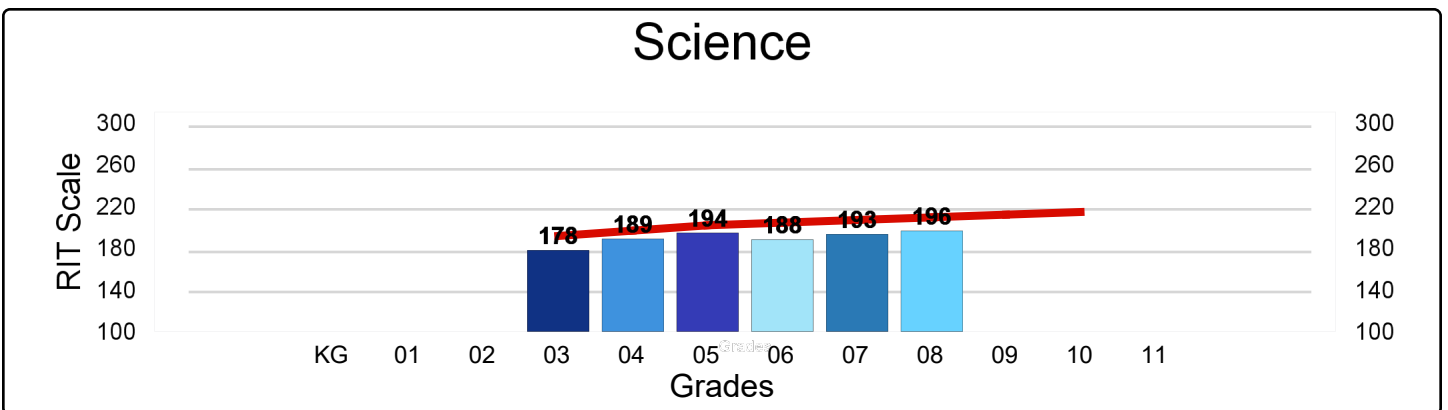
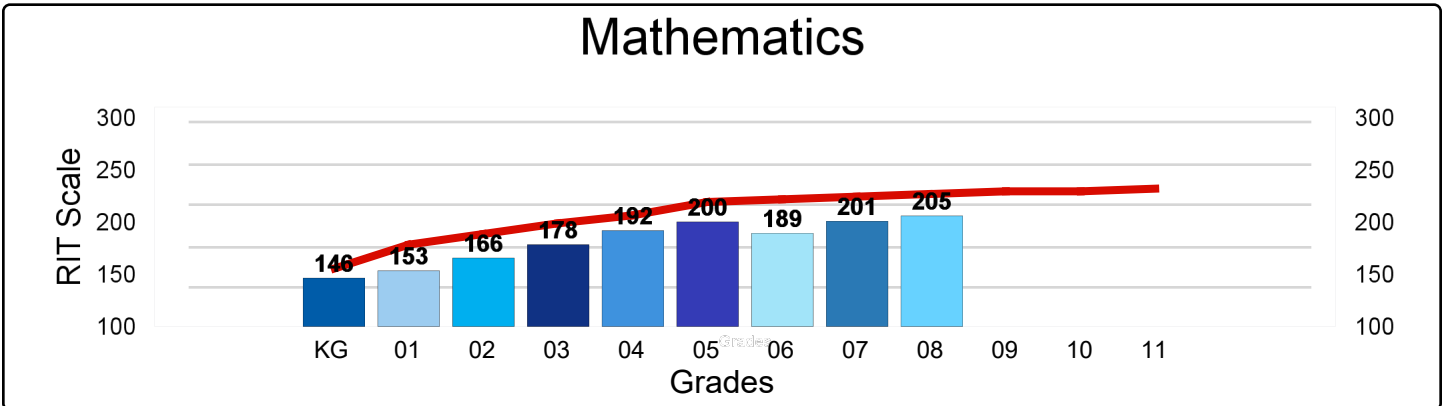
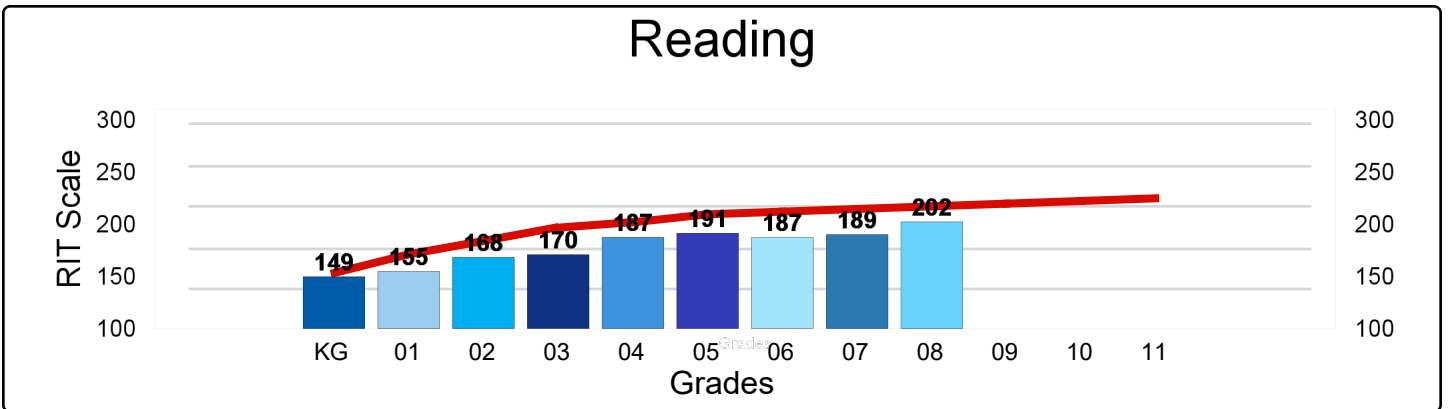
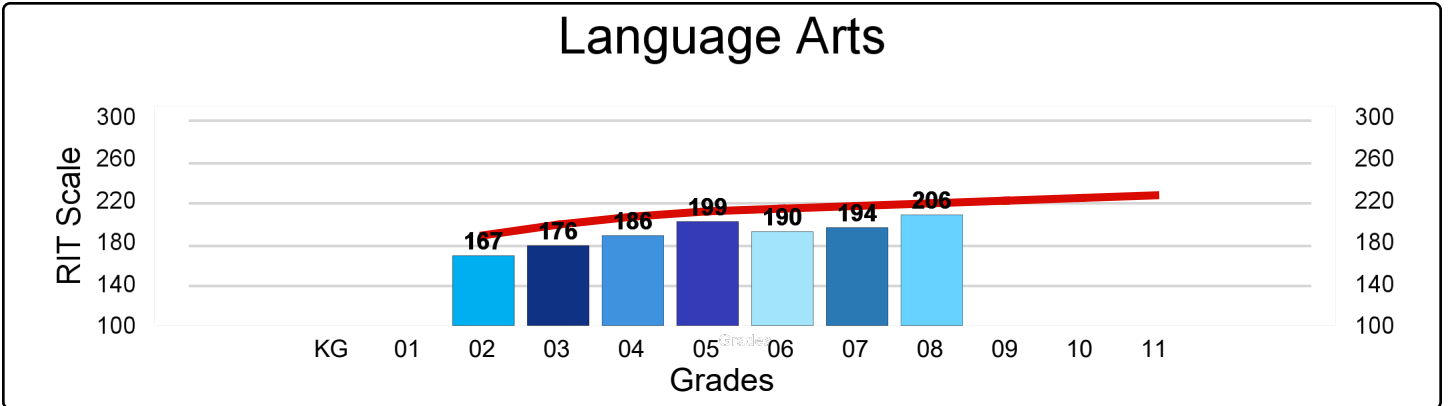
M-Step 2016-17 Proficiency



Mason Elementary School

NWEA MAP Spring 2017 - Average RIT Score

National Norm —————



Mason Elementary School

Percentage of Student Meeting Growth Expectation Targets

