

Earhart Elementary-Middle School

School Year	2017-2018
District Code	82015
State Code	00860
DPS Code	432
From EAA	No
Voting District	2
Status	Active/Open
Emphasis	Gen Ed
Entity Type	LEA-School
Alt Services	
Title 1 Status	

School Configuration 2017-18

PK	KG	01	02	03	04	05	06	07	08	09	10	11	12	GE	Alt	CTE	SE
<input checked="" type="checkbox"/>	<input checked="" type="checkbox"/>	<input checked="" type="checkbox"/>	<input checked="" type="checkbox"/>	<input checked="" type="checkbox"/>	<input checked="" type="checkbox"/>	<input checked="" type="checkbox"/>	<input checked="" type="checkbox"/>	<input checked="" type="checkbox"/>	<input checked="" type="checkbox"/>	<input type="checkbox"/>	<input type="checkbox"/>	<input type="checkbox"/>	<input type="checkbox"/>	<input checked="" type="checkbox"/>	<input type="checkbox"/>	<input type="checkbox"/>	<input checked="" type="checkbox"/>

K - 8, PK, Spec Ed

School Address	1000 Scotten Street Detroit, MI 48209
Main Telephone	(313) 849-3945
Main Fax	(313) 849-4746
Principal	Melissa Villarreal
Principal Email	melisa.villarreal@detroitk12.org
Principal Leader	Leenet Campbell-Williams
Superintendent	
Superintendent Phone	

Attendance 2016-17

Attendance Rate	# Chronically Absent	% Chronically Absent
85.8%	464	54.9%

Mobility 2016-17

Total Headcount	Incoming	Mobile Students	Stable Students
737	35	73	664

Graduation/Dropout Rate 2016-17

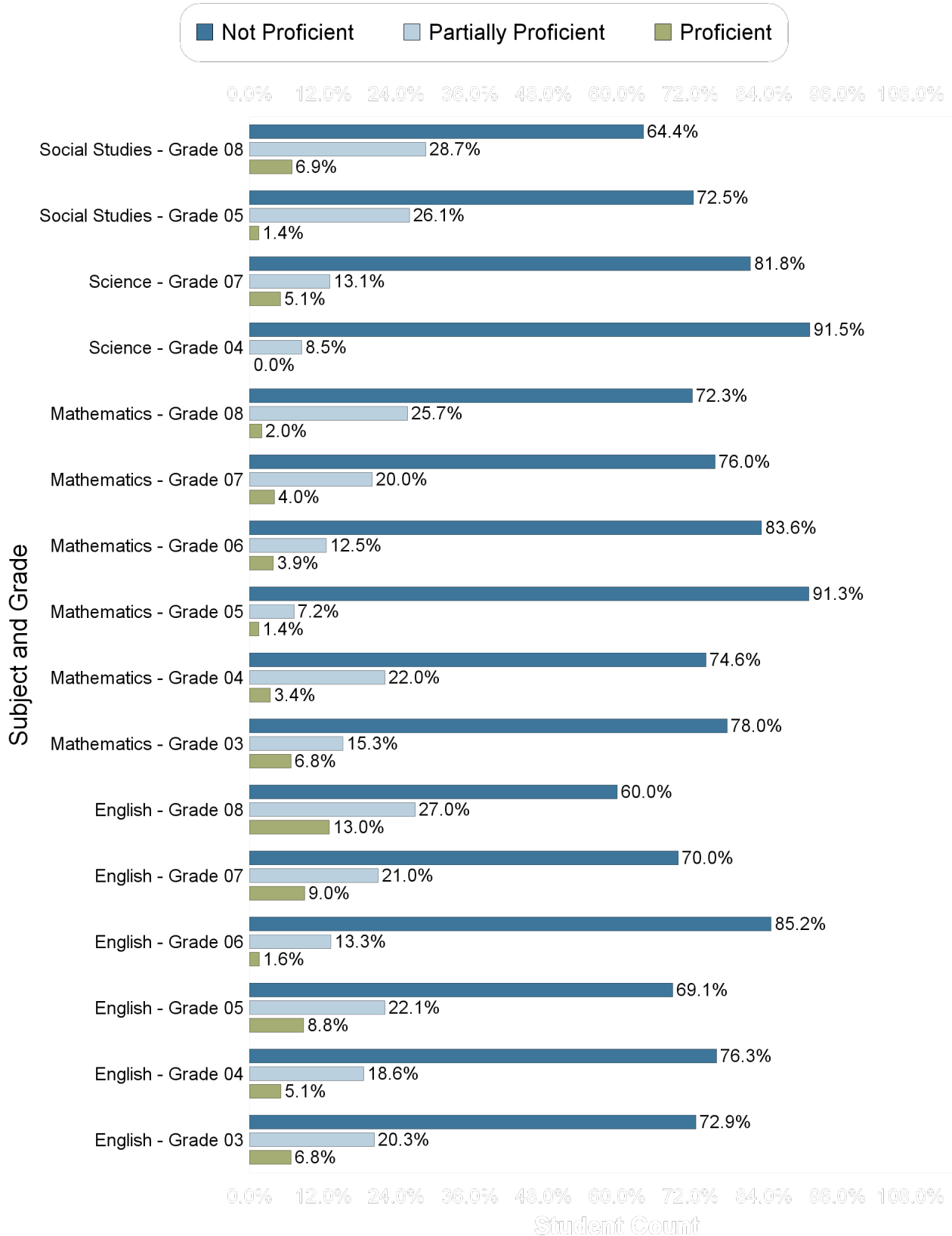
	Cohort N	Graduation N	GED	Graduation Rate	Drop N	Drop Rate	Off Track
4 Year Cohort	n/a	n/a	n/a	n/a	n/a	n/a	n/a
5 Year Cohort	n/a	n/a	n/a	n/a	n/a	n/a	n/a
6 Year Cohort	n/a	n/a	n/a	n/a	n/a	n/a	n/a

Enrollment as of June 2018

Sub Groups	Grades															
	PK	KG	01	02	03	04	05	06	07	08	09	10	11	12	14	Total
All Students	16	70	77	61	83	63	68	138	139	102						801
Gender																
Female	9	30	38	23	41	38	39	65	53	55						382
Male	7	40	39	38	42	25	29	73	86	47						419
Ethnicity																
AM																
AS																
BL	5	23	20	17	19	12	18	26	31	16						182
HI	9	39	52	39	55	47	42	99	100	70						543
HP																
TR																
WH	2	8	5	5	9	4	8	13	8	16						76
Other Groups																
SE	2	14	14	9	10	9	12	23	21	19						131
LEP	4	18	36	22	48	39	37	85	81	58						424
ED	11	61	62	53	72	56	58	127	118	81						688


Earhart Elementary-Middle School

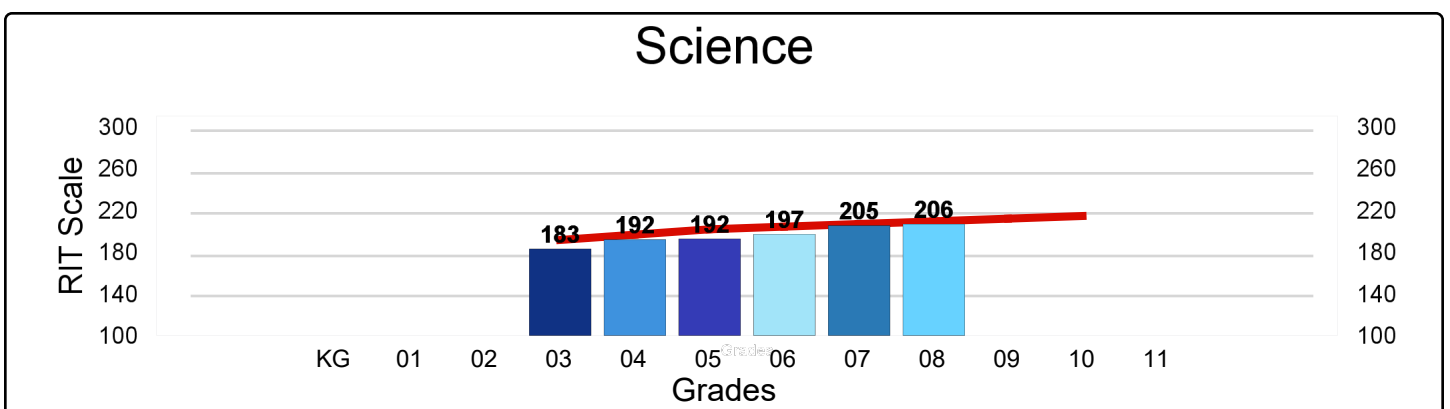
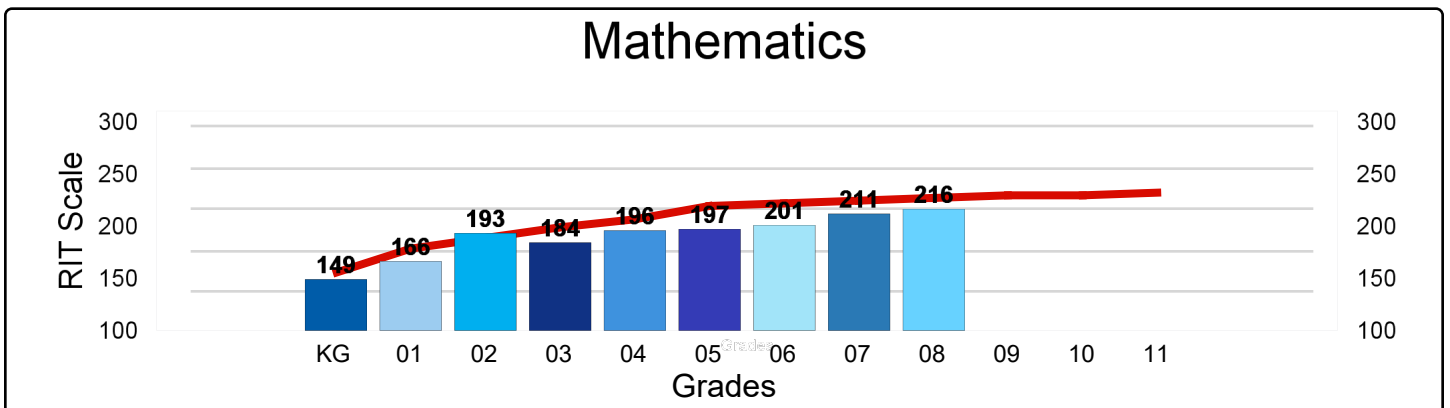
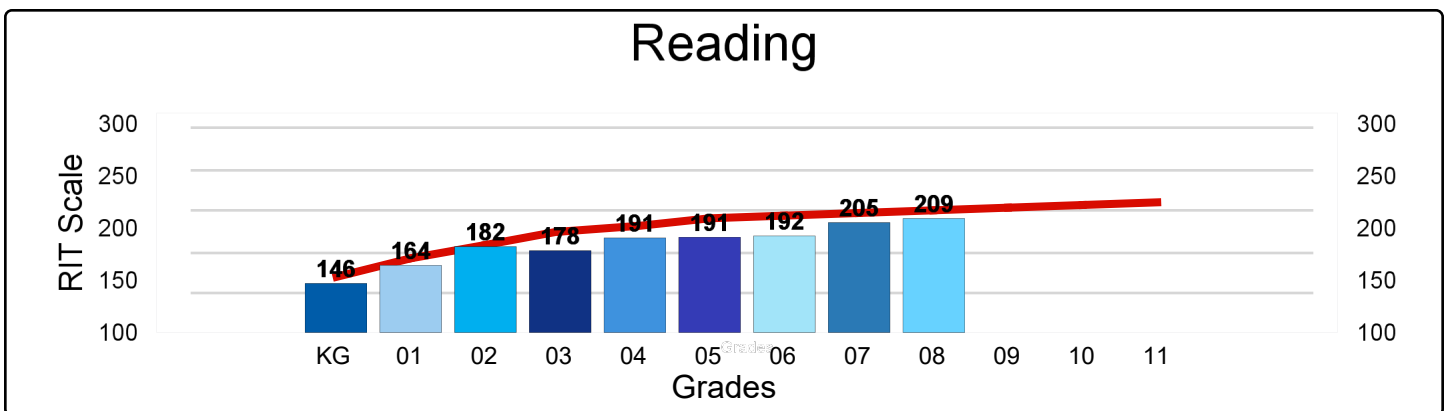
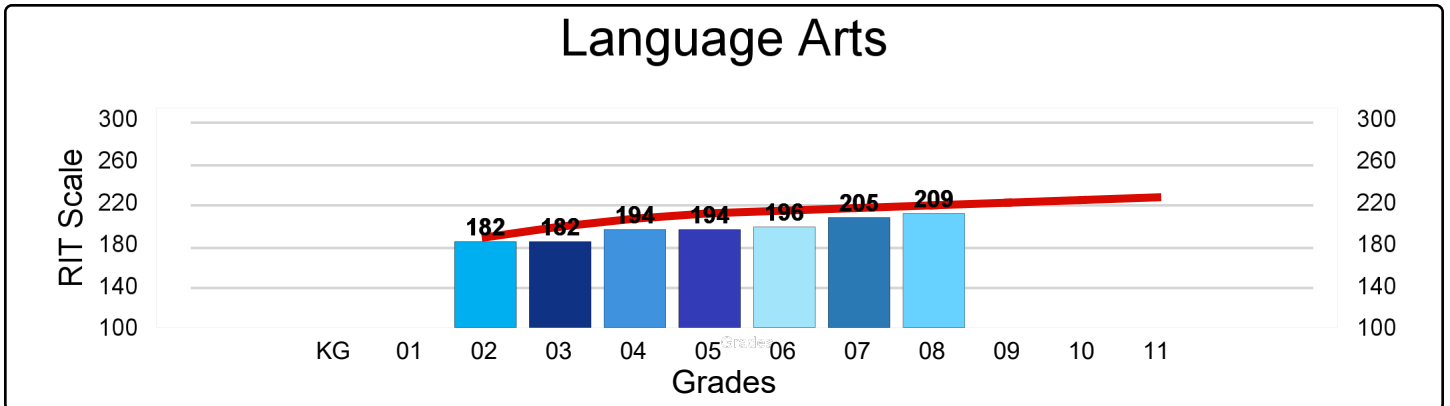
M-Step 2016-17 Proficiency



Earhart Elementary-Middle School

NWEA MAP Spring 2017 - Average RIT Score

National Norm 



Earhart Elementary-Middle School

Percentage of Student Meeting Growth Expectation Targets

