

Benjamin Carson School for Science and Medicine

School Year	2017-2018
District Code	82015
State Code	00865
DPS Code	505
From EAA	No
Voting District	1
Status	Active/Open
Emphasis	Gen Ed
Entity Type	LEA-School
Alt Services	
Title 1 Status	

School Configuration 2017-18																	
PK	KG	01	02	03	04	05	06	07	08	09	10	11	12	GE	Alt	CTE	SE
<input type="checkbox"/>	<input type="checkbox"/>	<input type="checkbox"/>	<input type="checkbox"/>	<input type="checkbox"/>	<input type="checkbox"/>	<input type="checkbox"/>	<input type="checkbox"/>	<input type="checkbox"/>	<input type="checkbox"/>	<input checked="" type="checkbox"/>	<input checked="" type="checkbox"/>	<input checked="" type="checkbox"/>	<input checked="" type="checkbox"/>	<input checked="" type="checkbox"/>	<input type="checkbox"/>	<input type="checkbox"/>	<input checked="" type="checkbox"/>
9 - 12, Spec Ed																	
School Address	571 Mack Avenue Detroit, MI 48201																
Main Telephone	(313) 494-1805																
Main Fax	(313) 494-0992																
Principal	Charles Todd																
Principal Email	charles.todd@detroitk12.org																
Principal Leader	Rebeca Luna																
Superintendent																	
Superintendent Phone																	

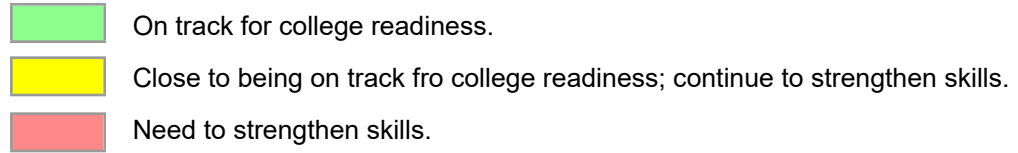
Attendance 2016-17		
Attendance Rate	# Chronically Absent	% Chronically Absent
87.5%	214	52.7%

Mobility 2016-17			
Total Headcount	Incoming	Mobile Students	Stable Students
400	4	25	375

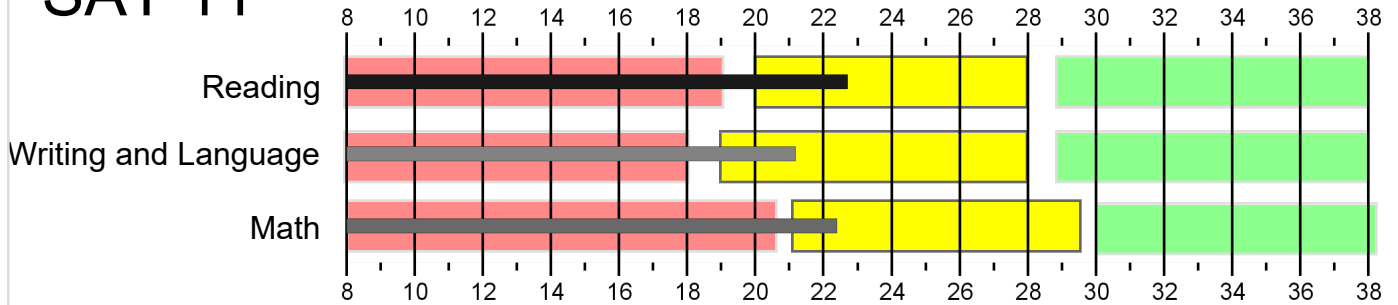
Graduation/Dropout Rate 2016-17							
	Cohort N	Graduation N	GED	Graduation Rate	Drop N	Drop Rate	Off Track
4 Year Cohort	98	92	0	93.88%	3	3.06%	3
5 Year Cohort	91	87	0	95.60%	4	4.40%	0
6 Year Cohort	101	100	0	99.01%	1	0.99%	0

Enrollment as of June 2018																
Sub Groups	Grades															
	PK	KG	01	02	03	04	05	06	07	08	09	10	11	12	14	Total
All Students											117	116	111	7		351
Gender																
Female											64	53	63	1		181
Male											53	63	48	6		170
Ethnicity																
AM																
AS											13	8	5	1		27
BL											96	104	100	6		306
HI											1	1				2
HP												1				1
TR																
WH											7	2	6			15
Other Groups																
SE											13	12	9	2		36
LEP											20	12	9	1		42
ED											98	103	94	7		302

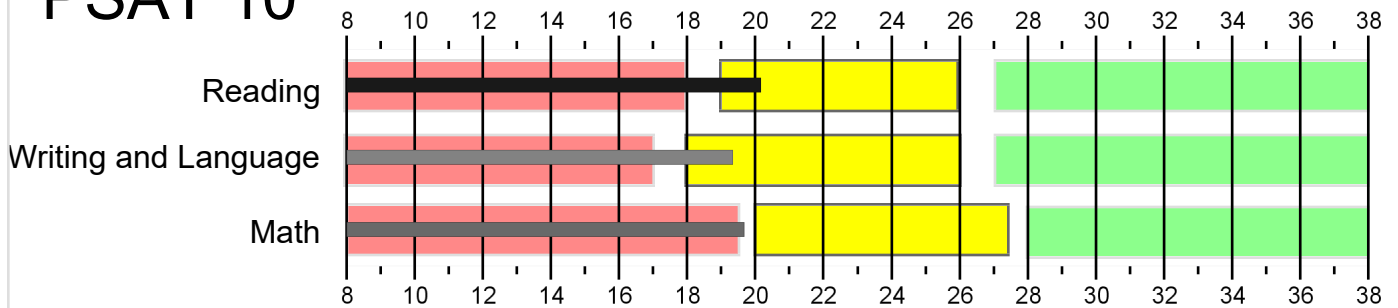
Benjamin Carson School for Science and Medicine



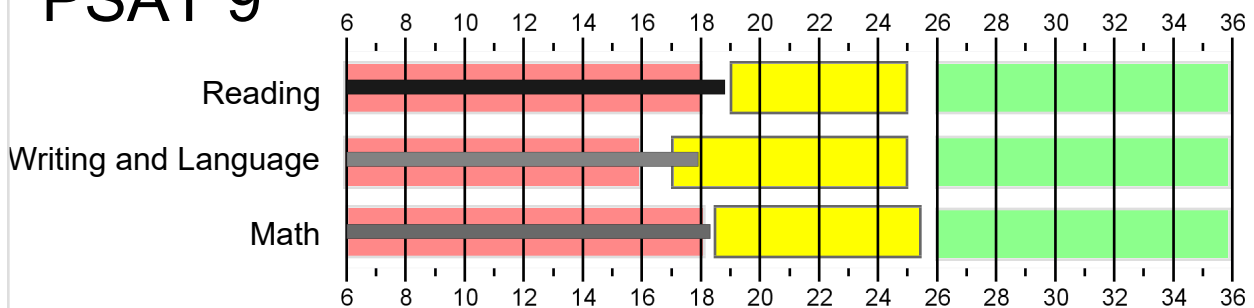
SAT 11



PSAT 10

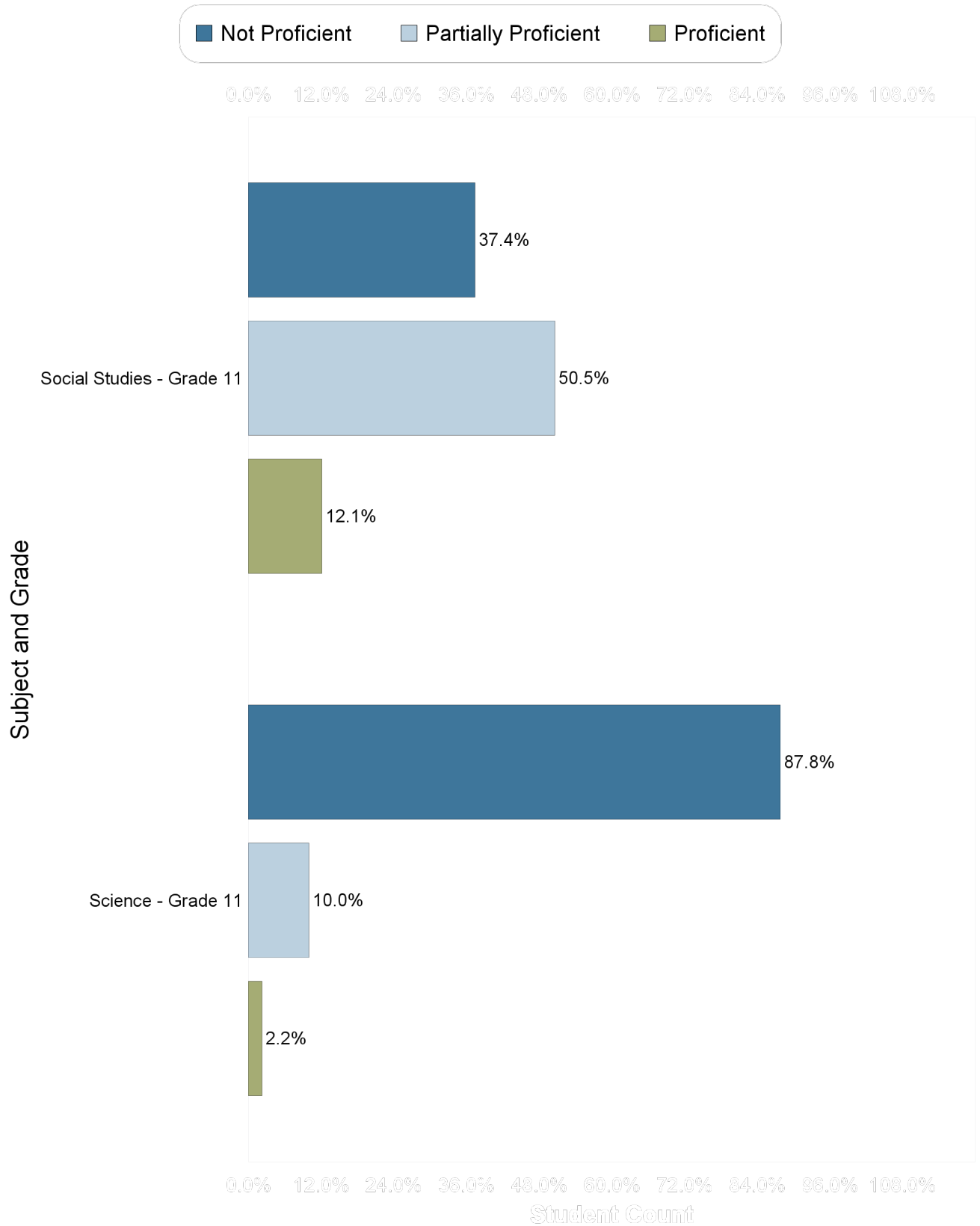


PSAT 9




Benjamin Carson School for Science and Medicine

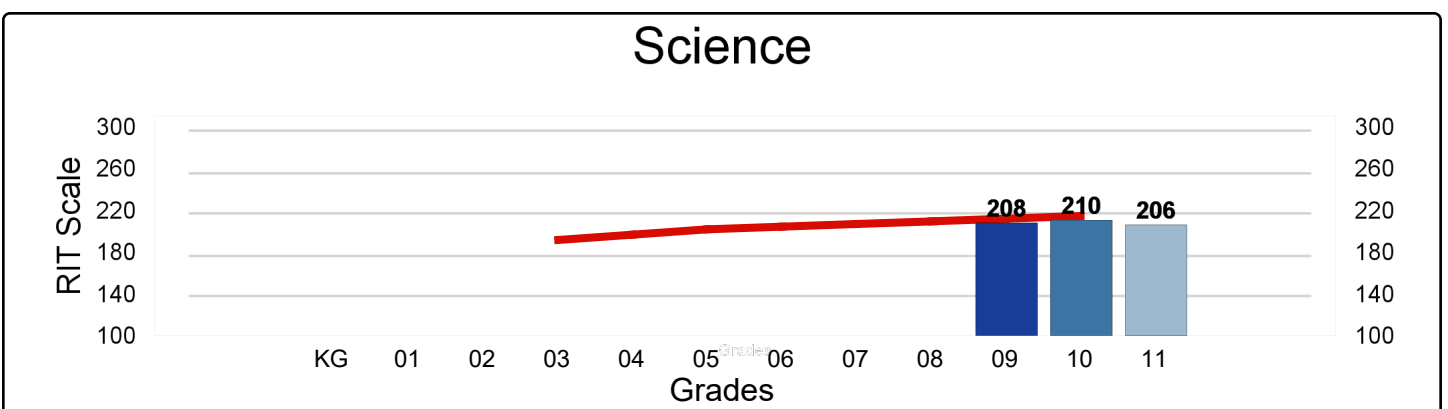
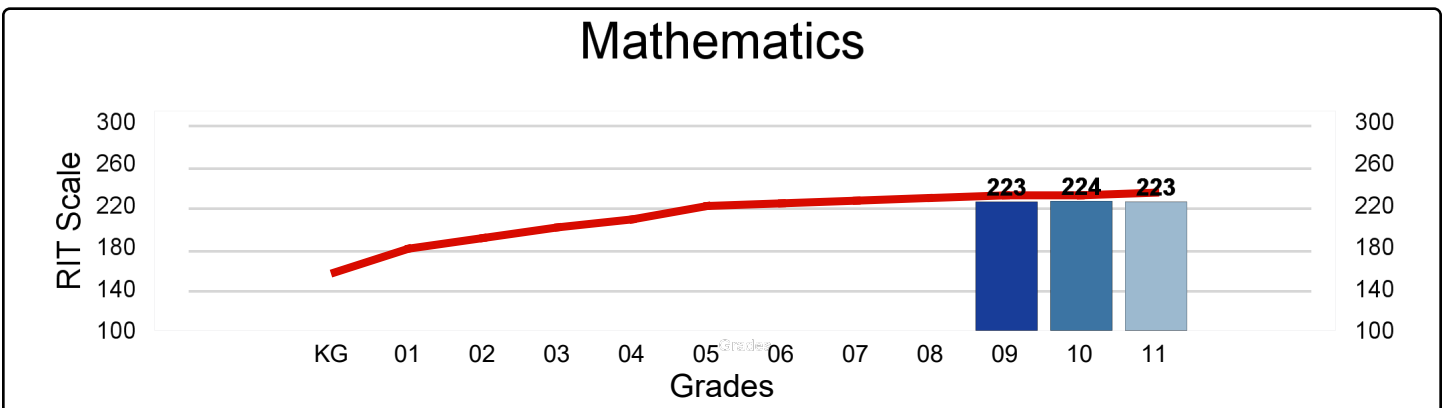
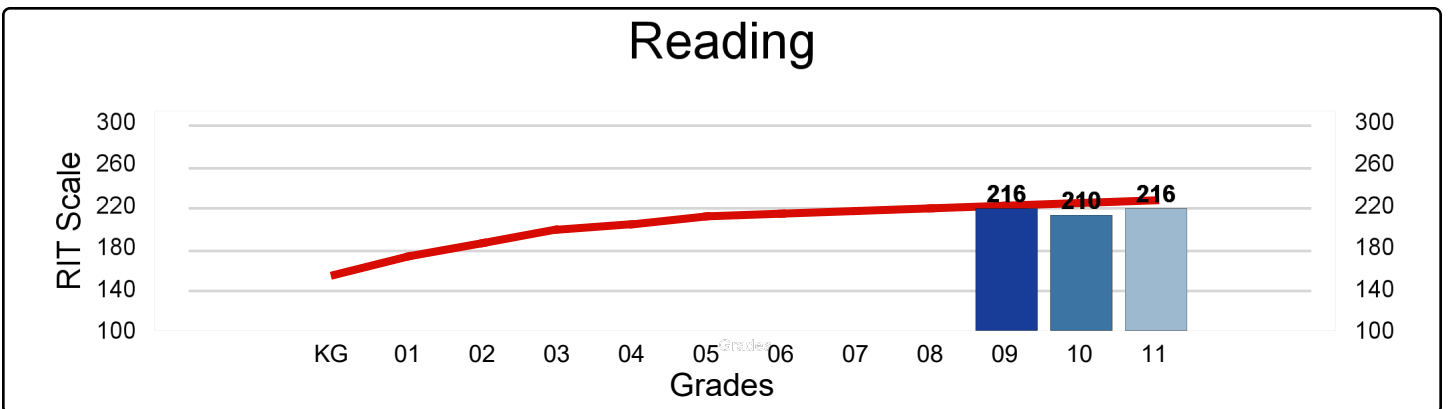
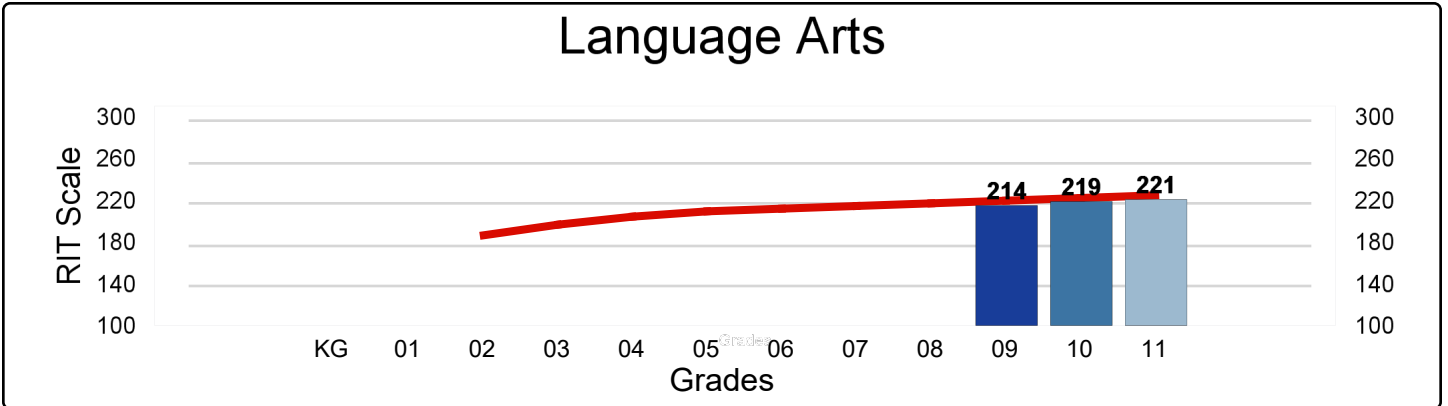
M-Step 2016-17 Proficiency



Benjamin Carson School for Science and Medicine

NWEA MAP Spring 2017 - Average RIT Score

National Norm 



Benjamin Carson School for Science and Medicine

Percentage of Student Meeting Growth Expectation Targets

