

DETROIT PUBLIC SCHOOLS
Division of Finance
3011 W. Grand Blvd., 11th Floor, Fisher Bldg.
Detroit, MI 48202

DETROIT PUBLIC SCHOOLS

Division of Finance

Office of the Chief Financial Officer


April 15, 2012

Via Facsimile: (614) 775-5631
The Bank of New York
6525 West Campus Oval, Suite 200
New Albany, OH 43054


Attention: Vice President
Municipal Credit Group

Ladies and Gentlemen:

Pursuant to Section 6.2(a)(v) of that certain Reimbursement Agreement among the Michigan Municipal Bond Authority, the School District of the City of Detroit (the "District") and The Bank of New York Trust Company, N.A. (the "Bank"), dated as of March 1, 2005, the District, through its undersigned official, hereby certifies that except as otherwise known and provided by law, the District has not taken any action or failed to take any action as of the date hereof that will result in the state withholding State Aid payments.

By: 

Delores A. Brown
Deputy CFO and Chief Accounting Officer

By: 

William E. Aldridge
Chief Financial Officer

CERTIFICATE AS TO SET ASIDE REQUIREMENTS

(Pursuant to Section 3.3 of the Financing Agreement dated as of March 1, 2005 (the "Agreement") between the Michigan Municipal Bond Authority and the School District of the City of Detroit (the "District"))

The undersigned, the Emergency Manager and Authorized District Officer of the District, hereby certifies that he/she has projected the District's monthly receipt of State School Aid for each month in the Projection Period (as defined in the Agreement) and compared such receipts to the corresponding monthly Set Aside Requirements (as defined in the Agreement) and has determined that at this time Section 3.3 of the Agreement:

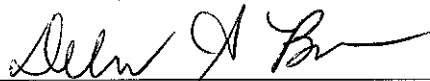
DOES NOT REQUIRE the establishment of new Set Aside Requirements

DOES REQUIRE the establishment of new Set Aside Requirements which, for each Series of Obligations currently Outstanding, are as follows:

[For each series of Obligations identify new Set Aside Requirements]

This 15th day of **April**, 2012

[To be filed monthly 5 days before Funds Transfer Date]




Delores A. Brown

Title: Deputy CFO and Chief Accounting Officer



William E. Aldridge

Title: Chief Financial Officer



Roy S. Roberts

Title: Emergency Manager

DETROIT PUBLIC SCHOOLS
General Fund Estimated Cash Flow (in Thousands)
July 2011 - June 2012

	July	August	September	October	November	December	January	February	March	April	May	June	TOTAL
Beginning Balance	\$38,355	\$31,074	\$43,873	\$61,066	\$48,963	\$46,688	\$38,297	\$31,556	\$50,420	\$24,586	\$28,598	\$28,234	\$38,355
Cash Receipts													
State Aid	51,062	70,554	-	46,951	51,819	34,946	30,316	42,887	42,526	42,551	42,551	42,551	498,714
Property Taxes	(5,752)	17,941	19,213	(9,651)	-	-	10,052	20,313	(4,829)	3,842	538	11,190	62,857
Grants	67,292	31,722	23,255	3,282	2,669	43,873	19,709	15,221	22,862	18,892	11,600	27,524	287,901
State Aid Note Proceeds	-	-	-	-	-	-	-	-	-	-	-	-	-
2011B State Aid Note Proceeds	-	-	-	-	-	-	-	-	-	-	-	-	-
2012A State Aid Note Proceeds	-	20,000	51,082	-	-	-	-	-	-	-	-	-	71,082
Other Receipts	-	-	4,428	4,501	4,501	4,501	4,501	4,501	4,501	4,501	4,501	4,501	44,932
WCRESA -Net	2,379	1,340	-	3,536	36	8,339	3,304	3,304	3,350	3,160	1,923	2,964	30,331
Food Service-Reimbursement	2	-	-	339	159	191	107	167	198	89	219	117	1,588
-Deposits	-	-	-	-	-	-	-	-	-	-	-	-	-
-RD	776	600	2,425	404	1,669	3,641	735	2,035	1,506	340	3,072	3,700	20,904
Interest	3	18	7	0	2	3	-	3	3	-	2	3	45
Miscellaneous	5,785	179	73	219	208	610	499	902	440	101	517	1,457	10,989
E-Rate reimbursement	944	1,888	944	12,951	1,450	1,472	948	3,016	1,074	948	948	948	27,531
Outreach Medicaid	-	-	-	-	-	-	-	-	-	-	-	-	-
Fee for Service Medicaid	-	-	-	-	-	-	-	-	-	-	-	-	-
Total Cash Receipts	122,490	144,243	101,426	62,531	62,513	97,575	66,868	92,348	71,631	74,424	65,871	94,954	1,056,874
Total Available Funds	160,845	175,317	147,299	123,597	111,475	144,263	105,165	123,904	122,050	99,010	94,469	123,189	1,095,229
Cash Disbursements													
Payroll	(36,292)	(32,010)	(34,913)	(29,684)	(30,292)	(37,957)	(27,560)	(30,430)	(38,083)	(29,420)	(31,463)	(36,615)	(394,718)
FICA	(2,954)	(2,561)	(2,065)	(2,422)	(2,456)	(3,626)	(2,292)	(2,480)	(2,352)	(2,421)	(2,469)	(3,709)	(31,806)
Retirement	(10,339)	(9,975)	(8,788)	(7,528)	(9,812)	(15,828)	(11,121)	(10,206)	(10,760)	(10,426)	(10,760)	(12,873)	(128,414)
Non-Payroll Expenditures	(1,022)	(237)	(390)	(995)	(518)	(2,030)	(1,038)	(1,030)	(1,536)	(1,082)	(1,100)	(1,100)	(12,076)
Fringe Benefits	(657)	(11,215)	(5,530)	(6,301)	(5,459)	(6,141)	(5,952)	(6,528)	(7,426)	(6,586)	(7,592)	(8,265)	(77,552)
Fringe Benefits-Wired	(40,314)	(33,651)	(34,433)	(22,418)	(10,969)	(30,285)	(20,365)	(9,762)	(28,086)	(9,206)	(5,646)	(5,546)	(250,682)
Account Payable	(5)	(5)	(115)	(3)	-	-	-	(3,229)	(400)	(400)	-	-	(3,752)
Additional Account Payable	-	-	-	-	-	(4,817)	-	(4,538)	(3,940)	(3,350)	(1,923)	(2,964)	(21,532)
Food Service Transfer	-	-	-	-	-	-	-	-	-	-	-	-	-
Capital Leases	-	-	-	-	-	-	-	-	-	(2,239)	-	-	(239)
Adult Education	2,000	-	-	-	-	-	-	-	-	-	-	-	-
Set Aside Payments on Debt	-	-	-	-	-	-	-	-	-	-	-	-	-
2005B Bonds - Principal	-	-	-	-	-	-	-	-	-	-	-	-	-
2005B Bonds - Interest	-	-	-	(1,759)	(1,759)	(1,759)	(1,759)	(1,759)	(1,759)	(1,759)	(1,759)	-	(14,070)
2010B Bonds - Principal	(33,000)	(39,730)	-	(970)	(970)	(970)	(970)	(970)	(970)	(970)	(970)	-	(7,758)
2010B Bonds - Interest	(7,293)	(61)	-	-	-	-	-	-	-	-	-	-	(7,354)
2011A-1 Notes - Principal	-	-	-	(2,553)	(2,553)	(2,553)	(2,553)	(2,553)	(2,553)	(2,553)	(2,553)	-	(20,427)
2011A-1 Notes - Interest	-	-	-	-	-	-	-	-	-	-	-	-	-
2011A-2 Notes - Principal	-	-	-	-	-	-	-	-	-	-	-	-	-
2011A-2 Notes - Interest	-	-	-	-	-	-	-	-	-	-	-	-	-
2011B Notes - Principal	-	-	-	-	-	-	-	-	-	-	-	-	-
2011B Notes - Interest	-	-	-	-	-	-	-	-	-	-	-	-	-
Total Set-Aside Payments	(40,293)	(39,791)	-	(5,282)	(5,282)	(5,282)	(5,282)	(5,282)	(5,282)	(5,282)	(5,282)	-	(122,340)
Total Cash Disbursements	(129,771)	(129,445)	(86,233)	(74,634)	(64,787)	(105,966)	(73,609)	(73,484)	(97,465)	(70,411)	(66,235)	(71,071)	(1,043,112)
Ending Balance with Note Proceeds	\$31,074	\$45,873	\$61,066	\$48,963	\$46,688	\$38,297	\$31,556	\$50,420	\$24,586	\$28,598	\$28,234	\$28,234	\$52,117