



DETROIT PUBLIC SCHOOLS
Division of Finance
3011 W. Grand Blvd.
Fisher Bldg., Suite 1101
Detroit, MI 48202
Phone: (313) 873-4147
Fax: (313) 873-4478

DETROIT PUBLIC SCHOOLS
Division of Finance
Office of the Chief Financial Officer


February 15, 2013

Via Facsimile: (614) 775-5631
The Bank of New York
6525 West Campus Oval, Suite 200
New Albany, OH 43054

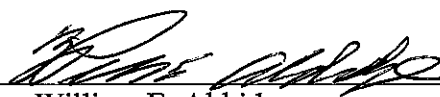
Attention: Vice President
Municipal Credit Group

Ladies and Gentlemen:

Pursuant to Section 6.2(a)(v) of that certain Reimbursement Agreement among the Michigan Municipal Bond Authority, the School District of the City of Detroit (the "District") and The Bank of New York Trust Company, N.A. (the "Bank"), dated as of March 1, 2005, the District, through its undersigned official, hereby certifies that except as otherwise known and provided by law, the District has not taken any action or failed to take any action as of the date hereof that will result in the state withholding State Aid payments.

By: 

Delores A. Brown
Deputy CFO and Chief Accounting Officer

By: 

William E. Aldridge
Chief Financial Officer

CERTIFICATE AS TO SET ASIDE REQUIREMENTS

(Pursuant to Section 3.3 of the Financing Agreement dated as of March 1, 2005 (the "Agreement") between the Michigan Municipal Bond Authority and the School District of the City of Detroit (the "District"))

The undersigned, the Emergency Financial Manager and Authorized District Officer of the District, hereby certifies that he/she has projected the District's monthly receipt of State School Aid for each month in the Projection Period (as defined in the Agreement) and compared such receipts to the corresponding monthly Set Aside Requirements (as defined in the Agreement) and has determined that at this time Section 3.3 of the Agreement:

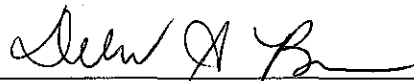
DOES NOT REQUIRE the establishment of new Set Aside Requirements

DOES REQUIRE the establishment of new Set Aside Requirements which, for each Series of Obligations currently Outstanding, are as follows:


[For each series of Obligations identify new Set Aside Requirements]

This 15th day of February, 2013


[To be filed monthly 5 days before Funds Transfer Date]



Delores A. Brown
Title: Deputy CFO and Chief Accounting Officer



William E. Aldridge
Title: Chief Financial Officer



Roy S. Roberts
Title: Emergency Financial Manager

DETROIT PUBLIC SCHOOLS
General Fund Estimated Cash Flow (In Thousands)
July 2012 - June 2013

ASSUMES THE STATE WILL ADVANCE THE DISTRICT'S STATE AID WHEN NEEDED

	July	August	September	October	November	December	January	February	March	April	May	June	TOTAL
Beginning Balance	\$61,944	\$49,573	\$88,608	\$26,414	\$41,610	\$20,276	\$25,032	\$14,335	\$2,538	-	(3,083)	-	\$61,944
Cash Receipts													
State Aid	42,992	44,040	-	46,917	33,972	32,729	29,798	31,035	33,484	28,586	37,954	24,116	385,624
Property Taxes	-	48,254	(12,311)	1,251	967	(6,454)	1,411	9,040	15,952	1,886	-	15,276	75,272
Grants	17,909	18,665	14,456	14,790	1,638	46,516	2,793	5,466	6,100	12,997	17,189	18,133	176,653
State Aid Note Proceeds	-	-	-	-	-	-	-	-	-	-	-	-	-
EAA-2012A SAN Note Proceeds	-	-	5,912	-	-	-	-	-	-	-	-	-	5,912
EAA-2013A SAN Note Proceeds	-	-	-	-	-	-	-	6,000	-	-	-	-	6,000
EAA - Note Repayment	-	-	-	-	-	2,147	1,006	3,004	1,200	1,200	1,200	1,200	10,957
Other Receipts	-	-	-	-	-	-	-	-	-	-	-	-	-
WCRESA -Net	-	1,328	2,480	2,480	2,480	2,480	2,480	2,351	2,480	2,480	2,480	2,609	26,128
Food Service-Reimbursement	-	-	-	-	3,636	4,776	-	3,751	4,189	4,662	5,075	4,516	30,605
-Deposits	2	-	42	206	139	121	67	174	232	207	438	79	1,707
-RD	-	-	49	-	-	-	4	-	-	-	-	-	53
RD-Other	1,008	3,534	1,229	1,723	2,577	1,607	104	131	1,582	1,025	5,643	2,297	22,461
Interest	-	6	3	-	4	-	408	6	1	0	1	4	433
Miscellaneous	179	375	354	327	2,282	290	390	-	1,807	2,993	651	2,309	11,956
E-Rate reimbursement	-	-	-	-	-	-	48	-	-	-	-	-	48
Outreach Medicaid	1,074	1,074	1,074	1,074	1,074	1,074	1,074	1,074	1,074	1,074	307	819	11,867
Fee for Service Medicaid	-	-	-	-	-	-	-	-	-	-	-	-	-
EAA Receipts	-	-	-	238	128	128	-	-	-	-	-	-	493
Total Cash Receipts	63,165	117,276	13,288	69,006	48,896	85,415	39,582	62,033	68,101	57,111	70,939	71,357	766,168
Total Available Funds	125,109	166,849	101,896	95,419	90,506	105,690	64,614	76,368	70,639	57,111	67,856	71,357	828,112
Cash Disbursements													
Payroll	(28,846)	(31,684)	(26,214)	(26,425)	(28,999)	(29,587)	(22,498)	(25,720)	(32,150)	(23,472)	(29,079)	(24,414)	(329,086)
FICA	(2,245)	(2,022)	(2,353)	(2,133)	(2,895)	(2,388)	(1,811)	(1,434)	(2,586)	(1,891)	(2,342)	(1,966)	(26,068)
Retirement	(10,689)	(9,568)	(8,211)	(7,357)	(12,976)	(8,692)	(8,900)	(8,463)	(8,211)	(7,669)	(7,377)	(8,323)	(106,438)
TIP Payment	-	-	(4,500)	-	-	-	-	-	-	-	-	-	(4,500)
Non-Payroll Expenditures	-	-	-	-	-	-	-	-	-	-	-	-	-
Fringe Benefits	(912)	(214)	(165)	(374)	(1,171)	(782)	(796)	(832)	(891)	(464)	(646)	(758)	(8,004)
Fringe Benefits-Wired	(6,312)	(6,279)	(5,835)	(5,554)	(5,461)	(5,527)	(5,292)	(5,696)	(6,000)	(5,621)	(6,000)	(5,750)	(69,328)
Account Payable	(26,531)	(24,557)	(21,822)	(5,798)	(10,095)	(26,051)	(1,352)	(17,857)	(8,785)	(8,590)	(8,011)	(8,702)	(168,153)
Additional Account Payable	-	-	(470)	(2,405)	-	-	-	-	-	-	-	-	(2,876)
Food Service Transfer	-	(3,917)	-	-	-	-	-	(1,202)	(2,689)	(4,662)	(5,075)	(4,516)	(22,062)
Capital Leases	-	-	-	-	-	-	-	-	-	-	-	-	-
Adult Education	-	-	-	2,873	-	-	-	-	(1,500)	-	(1,500)	(2,500)	(2,627)
EAA Advance	-	-	(5,912)	-	-	-	-	(6,000)	-	-	-	-	(11,912)
Set Aside Payments on Debt	-	-	-	-	-	-	-	-	-	-	-	-	-
2012 Bonds- Principal	-	-	-	(1,884)	(1,884)	(1,884)	(1,884)	(1,884)	(1,884)	(1,884)	(1,884)	-	(15,075)
2012 Bonds - Interest	-	-	-	(709)	(709)	(709)	(709)	(709)	(709)	(709)	(709)	-	(5,669)
2011 Bonds - Principal	-	-	-	(2,656)	(2,656)	(2,656)	(2,656)	(2,656)	(2,656)	(2,656)	(2,656)	-	(21,246)
2011 Bonds - Interest	-	-	-	(1,377)	(1,377)	(1,377)	(1,377)	(1,377)	(1,377)	(1,377)	(1,377)	-	(11,013)
2012B Notes - Principal	-	-	-	-	-	-	-	-	-	-	-	-	-
2012B Notes - Interest	-	-	-	-	-	-	-	-	-	-	-	-	-
2012A EAA Note Payments	-	-	-	(12)	(2,008)	(1,006)	(3,004)	-	-	-	-	-	(6,030)
2013A EAA Note Payments	-	-	-	-	-	-	-	-	(1,200)	(1,200)	(1,200)	(1,200)	(4,800)
Total Set-Aside Payments	-	-	-	(6,637)	(8,633)	(7,631)	(9,630)	(6,625)	(7,825)	(7,825)	(7,825)	(1,200)	(63,832)
Total Cash Disbursements	(75,536)	(78,242)	(75,482)	(53,810)	(70,230)	(80,658)	(50,279)	(73,829)	(70,639)	(60,194)	(67,856)	(58,130)	(814,885)
Ending Balance	\$49,573	\$88,608	\$26,414	\$41,610	\$20,276	\$25,032	\$14,335	\$2,538	-	(3,083)	-	\$13,227	\$13,227

* Future cash flow projections are subject to change

* The projected cash flows do not account for the possibility of Federal Sequestration, which would have an adverse impact on the District's projected cash flows.

DAB