



SEE IT BELIEVE IT

DETROIT PUBLIC SCHOOLS

DIVISION OF FINANCE
3011 W. Grand Blvd.
11th Floor, fisher Bldg.
Detroit, MI 48202
www.detroitk12.org

WILLIAM E. ALDRIDGE, CPA
Chief Financial and Administrative Officer
(313) 873-4147 (P)
(313) 873-4478 (F)
william.aldridge@detroitk12.org

DETROIT PUBLIC SCHOOLS

Division of Finance

Office of the Chief Financial Officer

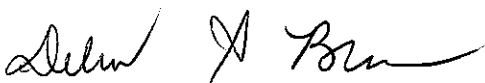
December 15, 2014


Via Facsimile: (614) 775-5631
The Bank of New York
6525 West Campus Oval, Suite 200
New Albany, OH 43054

Attention: Vice President
Municipal Credit Group

Ladies and Gentlemen:

Pursuant to Section 6.2(a)(v) of that certain Reimbursement Agreement among the Michigan Municipal Bond Authority, the School District of the City of Detroit (the "District") and The Bank of New York Trust Company, N.A. (the "Bank"), dated as of March 1, 2005, the District, through its undersigned official, hereby certifies that except as otherwise known and provided by law, the District has not taken any action or failed to take any action as of the date hereof that will result in the state withholding State Aid payments.

By: 
Delores A. Brown
Deputy CFO and Chief Accounting Officer

By: 
William E. Aldridge
Chief Financial and Administrative Officer

CERTIFICATE AS TO SET ASIDE REQUIREMENTS

(Pursuant to Section 3.3 of the Financing Agreement dated as of March 1, 2005 (the "Agreement") between the Michigan Municipal Bond Authority and the School District of the City of Detroit (the "District"))

The undersigned, the Emergency Financial Manager and Authorized District Officer of the District, hereby certifies that he/she has projected the District's monthly receipt of State School Aid for each month in the Projection Period (as defined in the Agreement) and compared such receipts to the corresponding monthly Set Aside Requirements (as defined in the Agreement) and has determined that at this time Section 3.3 of the Agreement:

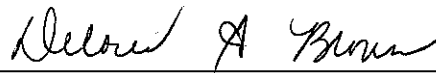
DOES NOT REQUIRE the establishment of new Set Aside Requirements

DOES REQUIRE the establishment of new Set Aside Requirements which, for each Series of Obligations currently Outstanding, are as follows:


[For each series of Obligations identify new Set Aside Requirements]

This 15th day of December, 2014

[To be filed monthly 5 days before Funds Transfer Date]



Delores A. Brown
Title: Deputy CFO and Chief Accounting Officer



William E. Aldridge
Title: Chief Financial and Administrative Officer



Jack Martin
Title: Emergency Manager

DETROIT PUBLIC SCHOOLS
General Fund Estimated Cash Flow (In Thousands)
July 2014 - June 2015

	July	August	September	October	November	December	January	February	March	April	May	June	TOTAL
Beginning Balance	\$25,495	\$12,917	\$85,719	\$19,854	\$12,254	\$37,103	\$22,310	\$8,682	\$4,347	\$7,504	\$5,665	\$562	\$25,495
Cash Receipts													
State Aid	29,763	29,897	-	37,781	31,175	22,439	28,490	28,490	28,490	28,490	28,490	28,490	321,993
MPERS UAAL Rate Stabilization	1,528	1,530	-	-	5,191	2,323	2,323	2,323	2,323	2,323	2,323	2,323	24,506
Property Taxes	414	27,707	7,050	6,531	29,190	976	-	-	-	-	-	9,908	81,776
Property Tax transfer to other Funds	-	(5,159)	(25,710)	(13,914)	(544)	(8,516)	(8,618)	(4,309)	-	-	-	-	(67,770)
Grants	18,271	20,277	2,277	15,323	15,634	26,905	16,937	11,591	12,827	11,689	13,331	13,456	178,719
State Aid Note Proceeds	-	-	-	-	-	-	-	-	-	-	-	-	-
2014 State Aid Note Draw	-	41,440	23,887	41,862	-	-	-	-	-	-	-	-	107,189
Other Receipts	-	-	-	-	-	-	-	-	-	-	-	-	-
WCRESA - Net Act 18 Funds	-	-	2,900	2,900	2,900	2,900	2,900	2,900	2,900	2,900	2,900	2,900	29,001
Food Service-Reimbursement	683	3,436	1,054	270	3,630	4,872	1,509	2,611	2,773	2,874	8,975	3,352	36,040
Deposits	7	10	57	96	84	17	-	-	-	-	-	-	272
Deposits - DPS	1,003	1,372	568	1,286	505	335	531	954	1,331	265	817	321	9,588
Interest	1	2	-	5	0	-	1	1	0	0	1	0	11
Capital Asset Sales	-	7,390	600	40	130	-	-	-	-	-	-	-	8,160
Miscellaneous	1,807	323	33	330	(3,428)	4,518	1,388	1,388	1,388	1,388	788	394	10,316
Outreach Medicaid	-	-	-	-	-	-	-	1,003	1,003	1,003	1,003	1,003	5,014
EAA Receipts	140	6,577	-	129	129	244	155	-	108	129	323	108	7,843
Total Cash Receipts	53,616	136,601	14,717	87,839	84,596	57,015	45,615	46,951	53,442	51,061	58,950	62,255	752,659
Total Available Funds	79,111	149,518	100,435	107,693	96,851	94,118	67,926	55,633	57,790	58,565	64,615	62,817	778,154
Cash Disbursements													
Payroll	(24,444)	(23,800)	(19,113)	(25,027)	(21,373)	(20,920)	(28,155)	(20,855)	(20,855)	(20,855)	(23,983)	(20,855)	(270,238)
FICA	(2,064)	(1,343)	(1,437)	(2,670)	(1,760)	(1,724)	(1,750)	(1,750)	(1,750)	(1,750)	(2,624)	(1,750)	(22,570)
Retirement	(2,571)	(2,313)	(6,816)	(10,643)	(8,404)	(8,465)	(8,138)	(2,144)	(2,144)	(2,144)	(3,216)	(2,144)	(58,942)
MPERS UAAL Rate Stabilization	(1,575)	(1,528)	(1,530)	-	-	(5,191)	(2,323)	(2,323)	(2,323)	(2,323)	(2,323)	(2,323)	(23,758)
Past Due Retirement Payments	-	-	(22,306)	(3,366)	-	-	-	-	-	-	-	-	(28,673)
Non-Payroll Expenditures	-	-	-	-	-	-	-	-	-	-	-	-	-
Fringe Benefits	(1,459)	(788)	(614)	(7,315)	(991)	(989)	(1,150)	(923)	(923)	(923)	(1,270)	(923)	(12,269)
Fringe Benefits-Wired	(417)	(4,649)	(3,049)	(9,124)	(92)	(8,166)	(9,103)	(4,515)	(4,915)	(4,915)	(4,915)	(4,915)	(64,173)
Account Payable	(11,251)	(5,149)	(9,257)	(21,733)	(14,652)	(15,728)	(9,486)	(11,662)	(14,312)	(8,225)	(14,881)	(12,515)	(148,832)
Additional Account Payable	-	-	(10,459)	(10,885)	-	-	-	-	-	-	-	-	(21,344)
Deferred Accounts Payable	-	-	-	-	-	-	9,486	11,662	14,312	8,225	14,881	6,258	64,824
Food Service Transfer	(1,500)	(3,500)	(1,000)	(1,050)	(5,850)	(4,000)	(2,000)	(1,500)	(1,000)	(1,876)	(4,251)	-	(27,527)
Other Financing Uses	-	-	-	-	-	-	-	-	(667)	-	(667)	(667)	(2,000)
Adult Education	-	-	-	-	-	-	-	(500)	-	-	-	-	(500)
2014 State Aid Cost of Issuance	-	-	-	-	-	-	-	-	-	-	-	-	-
Set Aside Payments on Debt	-	-	-	-	-	-	-	-	-	-	-	-	-
2012 Bonds - Principal	-	-	-	(2,036)	(2,036)	(2,036)	(2,036)	(2,036)	(2,036)	(2,036)	(2,036)	-	(16,290)
2012 Bonds - Interest	-	-	-	(57)	(57)	(57)	(57)	(57)	(57)	(57)	(57)	-	(4,458)
2011 Bonds - Principal	-	-	-	(2,914)	(2,914)	(2,914)	(2,914)	(2,914)	(2,914)	(2,914)	(2,914)	-	(23,311)
2011 Bonds - Interest	-	-	-	(1,118)	(1,118)	(1,118)	(1,118)	(1,118)	(1,118)	(1,118)	(1,118)	-	(8,947)
2013 Notes - Principal	(19,600)	(19,650)	-	-	-	-	-	-	-	-	-	-	(39,250)
2013 Notes - Interest	(1,533)	(881)	-	-	-	-	-	-	-	-	-	-	(2,414)
2014 Notes - Principal	-	-	-	-	-	-	-	(9,750)	(9,750)	(9,750)	(15,250)	(22,100)	(66,600)
2014 Notes - Interest	-	-	-	-	-	-	-	-	-	-	-	-	-
Total Set-Aside Payments	(21,133)	(20,531)	-	(6,626)	(6,626)	(6,626)	(6,626)	(16,376)	(16,376)	(16,376)	(21,876)	(22,100)	(161,269)
Total Cash Disbursements	(66,194)	(63,799)	(80,582)	(95,458)	(59,748)	(71,808)	(59,244)	(51,286)	(50,286)	(52,900)	(64,053)	(61,935)	(777,272)
Ending Balance	\$12,917	\$85,719	\$19,854	\$12,254	\$37,103	\$22,310	\$8,682	\$4,347	\$7,504	\$5,665	\$562	\$882	\$882
Balance without Note Proceeds	(3,667)	44,279	(45,473)	(94,935)	(70,086)	(84,879)	(98,508)	(93,092)	(80,185)	(72,274)	(62,127)	(39,707)	(39,707)
Balance without Deferred APs	\$12,917	\$85,719	\$19,854	\$12,254	\$37,103	\$22,310	(805)	(15,301)	(27,956)	(38,020)	(58,004)	(63,942)	(63,942)