

# Ann Arbor Trail Magnet School

School Year	2017-2018
District Code	82015
State Code	00103
DPS Code	005
From EAA	No
Voting District	3
Status	Active/Open
Emphasis	Gen Ed
Entity Type	LEA-School
Alt Services	
Title 1 Status	

School Configuration 2017-18																	
PK	KG	01	02	03	04	05	06	07	08	09	10	11	12	GE	Alt	CTE	SE
<input checked="" type="checkbox"/>	<input checked="" type="checkbox"/>	<input checked="" type="checkbox"/>	<input checked="" type="checkbox"/>	<input checked="" type="checkbox"/>	<input checked="" type="checkbox"/>	<input checked="" type="checkbox"/>	<input checked="" type="checkbox"/>	<input checked="" type="checkbox"/>	<input checked="" type="checkbox"/>	<input type="checkbox"/>	<input type="checkbox"/>	<input type="checkbox"/>	<input type="checkbox"/>	<input checked="" type="checkbox"/>	<input type="checkbox"/>	<input type="checkbox"/>	<input checked="" type="checkbox"/>
K - 8, PK, Spec Ed																	
School Address														7635 Chatham			
														Detroit, MI 48239-1027			
Main Telephone														(313) 274-8560			
Main Fax														(313) 274-8074			
Principal														Michele Massey			
Principal Email														michele.massey@detroitk12.org			
Principal Leader														Ricky Fountain			
Superintendent																	
Superintendent Phone																	

Attendance 2016-17		
Attendance Rate	# Chronically Absent	% Chronically Absent
<b>85.3%</b>	<b>206</b>	<b>64.4%</b>

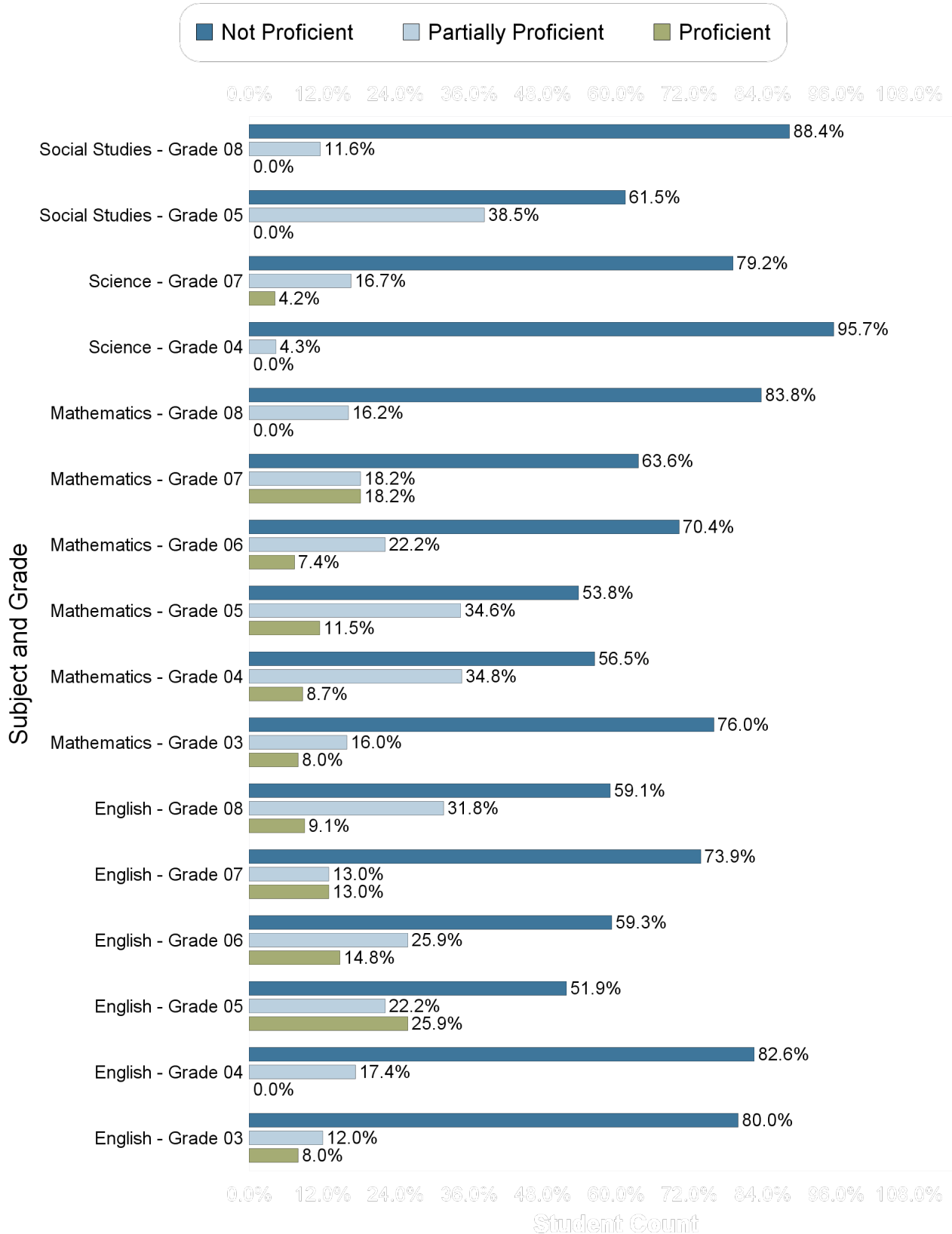
Mobility 2016-17			
Total Headcount	Incoming	Mobile Students	Stable Students
<b>282</b>	<b>17</b>	<b>39</b>	<b>243</b>

Graduation/Dropout Rate 2016-17							
	Cohort N	Graduation N	GED	Graduation Rate	Drop N	Drop Rate	Off Track
<b>4 Year Cohort</b>	n/a	n/a	n/a	n/a	n/a	n/a	n/a
<b>5 Year Cohort</b>	n/a	n/a	n/a	n/a	n/a	n/a	n/a
<b>6 Year Cohort</b>	n/a	n/a	n/a	n/a	n/a	n/a	n/a

Enrollment as of June 2018																
Sub Groups	Grades															Total
	PK	KG	01	02	03	04	05	06	07	08	09	10	11	12	14	
All Students	41	21	27	22	35	21	17	26	17	26						212
<b>Gender</b>																
Female	18	12	11	13	11	9	7	11	8	13						95
Male	23	9	16	9	24	12	10	15	9	13						117
<b>Ethnicity</b>																
AM																
AS																
BL	41	21	25	20	31	19	17	25	17	26						201
HI			1	1	2	1		1								6
HP																
TR																
WH			1	1	2	1										5
<b>Other Groups</b>																
SE		2	3		3	1	1	2	3	4						19
LEP					3	2		3								8
ED	25	16	25	20	28	20	16	19	15	18						177


# Ann Arbor Trail Magnet School

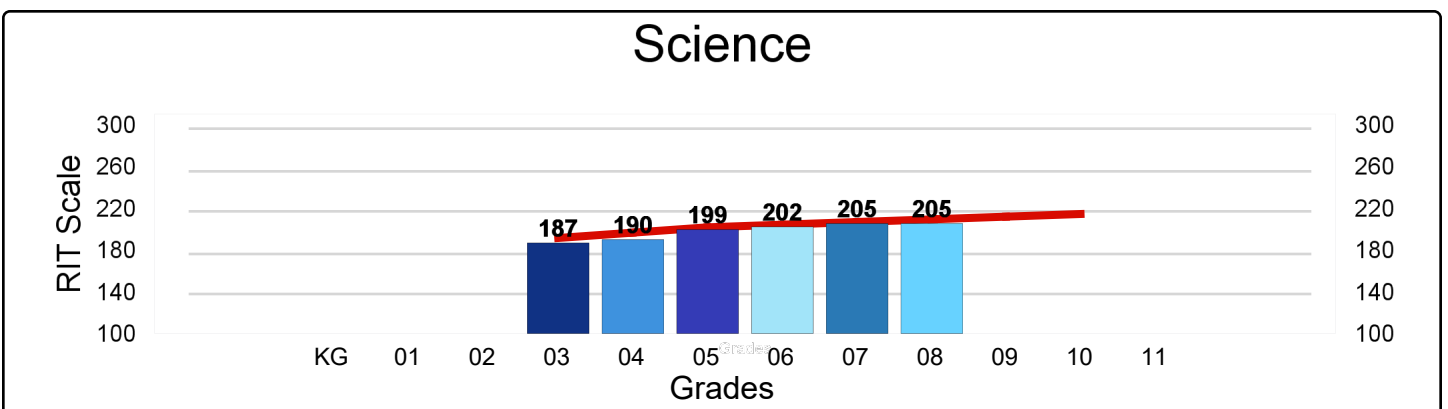
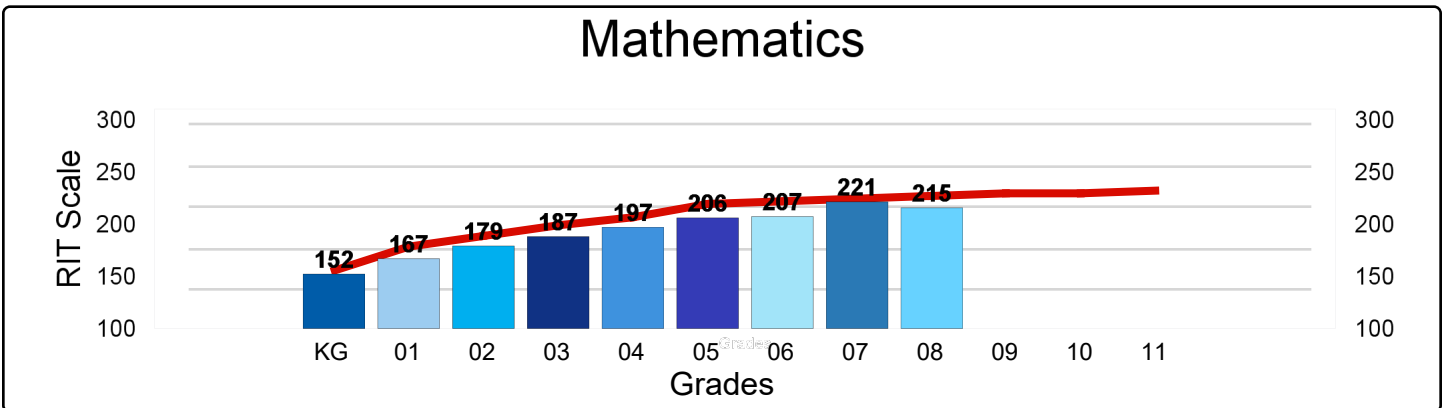
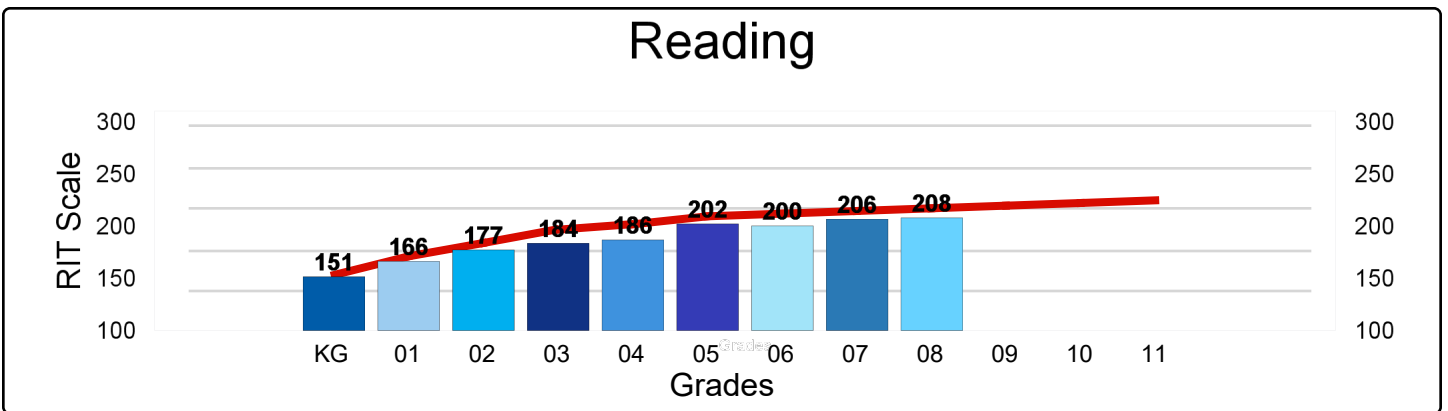
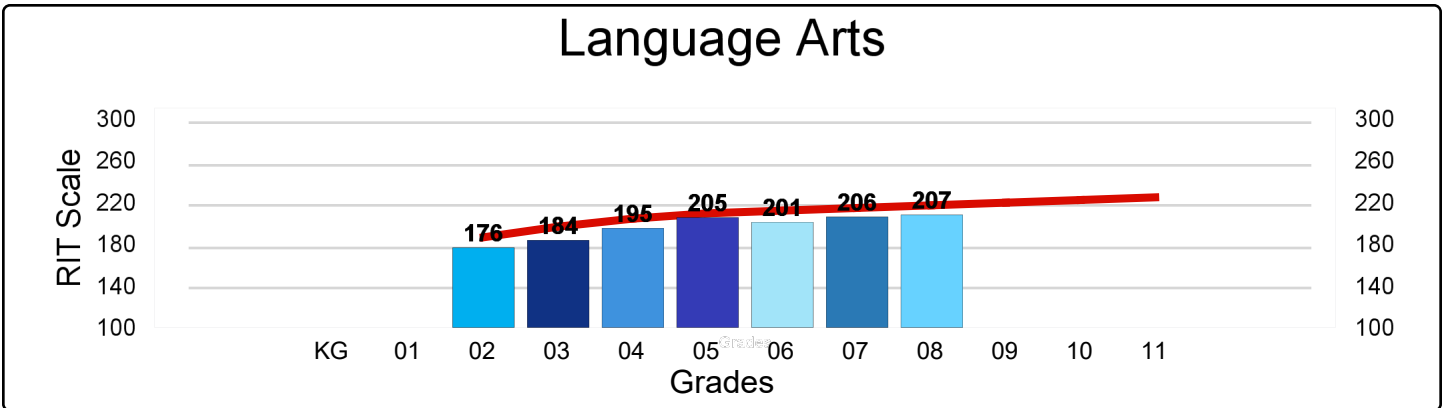
## M-Step 2016-17 Proficiency



# Ann Arbor Trail Magnet School

NWEA MAP Spring 2017 - Average RIT Score

National Norm 



# Ann Arbor Trail Magnet School

## Percentage of Student Meeting Growth Expectation Targets

