

Golightly Education Center

School Year	2017-2018
District Code	82015
State Code	00176
DPS Code	015
From EAA	No
Voting District	1
Status	Active/Open
Emphasis	Gen Ed
Entity Type	LEA-School
Alt Services	
Title 1 Status	

School Configuration 2017-18																	
PK	KG	01	02	03	04	05	06	07	08	09	10	11	12	GE	Alt	CTE	SE
<input checked="" type="checkbox"/>	<input checked="" type="checkbox"/>	<input checked="" type="checkbox"/>	<input checked="" type="checkbox"/>	<input checked="" type="checkbox"/>	<input checked="" type="checkbox"/>	<input checked="" type="checkbox"/>	<input checked="" type="checkbox"/>	<input checked="" type="checkbox"/>	<input checked="" type="checkbox"/>	<input type="checkbox"/>	<input type="checkbox"/>	<input type="checkbox"/>	<input type="checkbox"/>	<input checked="" type="checkbox"/>	<input type="checkbox"/>	<input type="checkbox"/>	<input checked="" type="checkbox"/>
K - 8, PK, Spec Ed																	
School Address														5536 St. Antoine Street			
														Detroit, MI 48202-3831			
Main Telephone														(313) 494-2538			
Main Fax														(313) 870-0599			
Principal														Orlando Bogins			
Principal Email														orlando.bogins@detroitk12.org			
Principal Leader														Rebeca Luna			
Superintendent																	
Superintendent Phone																	

Attendance 2016-17		
Attendance Rate	# Chronically Absent	% Chronically Absent
87.4%	201	52.5%

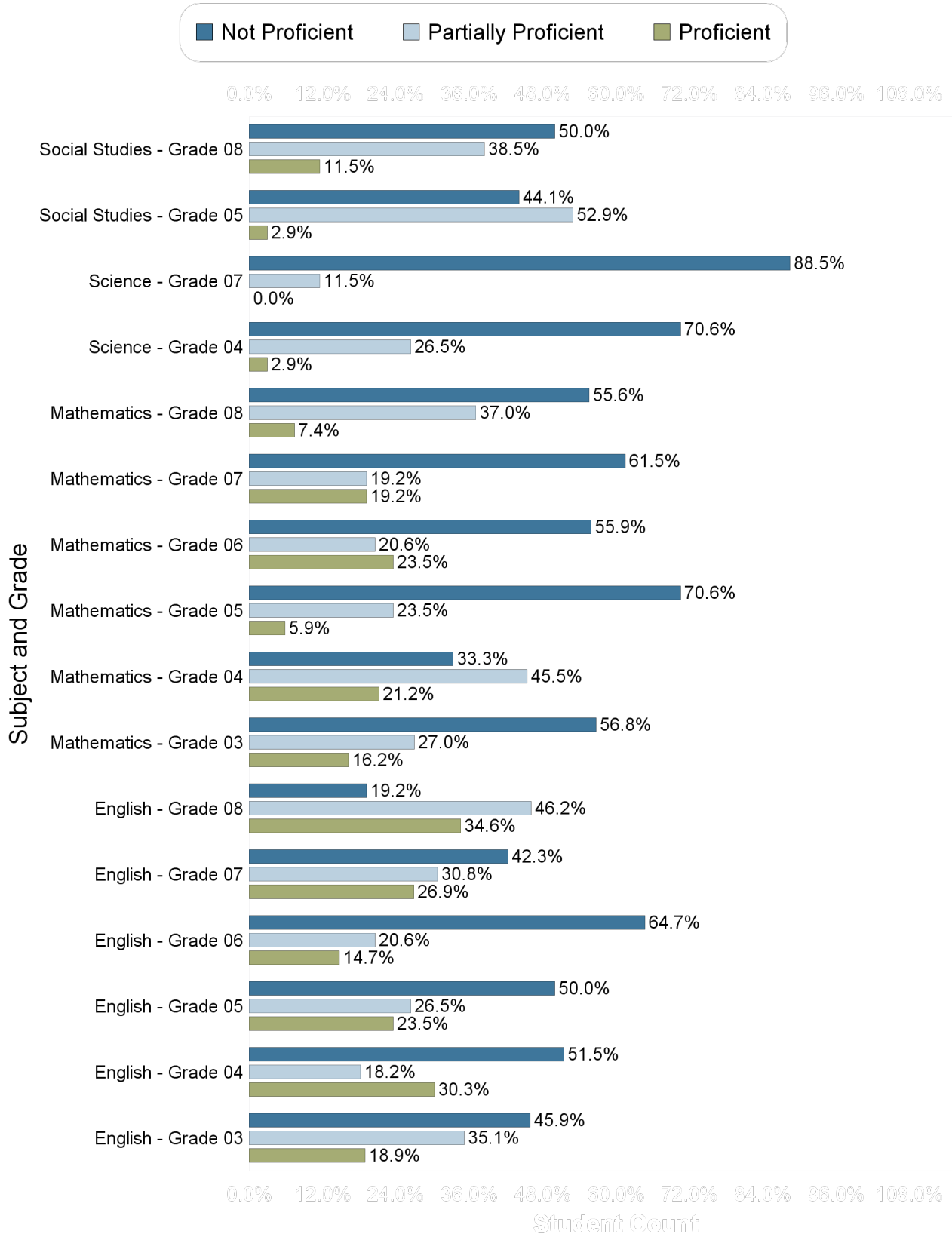
Mobility 2016-17			
Total Headcount	Incoming	Mobile Students	Stable Students
362	9	32	330

Graduation/Dropout Rate 2016-17							
	Cohort N	Graduation N	GED	Graduation Rate	Drop N	Drop Rate	Off Track
4 Year Cohort	n/a	n/a	n/a	n/a	n/a	n/a	n/a
5 Year Cohort	n/a	n/a	n/a	n/a	n/a	n/a	n/a
6 Year Cohort	n/a	n/a	n/a	n/a	n/a	n/a	n/a

Enrollment as of June 2018																
Sub Groups	Grades															Total
	PK	KG	01	02	03	04	05	06	07	08	09	10	11	12	14	
All Students	36	59	57	55	36	35	33	35	32	21						363
Gender																
Female	18	35	31	29	15	20	14	16	12	10						182
Male	18	24	26	26	21	15	19	19	20	11						181
Ethnicity																
AM																
AS																
BL	36	59	57	55	36	35	33	35	32	21						363
HI																
HP																
TR																
WH																
Other Groups																
SE	5		7	7	7	3	7	7	10							48
LEP									1							1
ED	23	51	49	46	28	31	29	26	26	14						300


Golightly Education Center

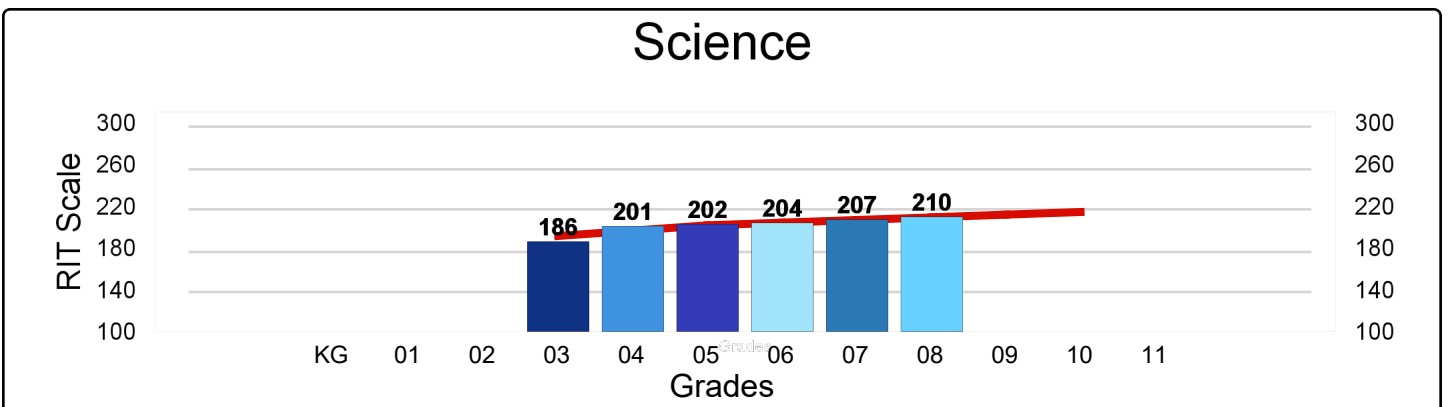
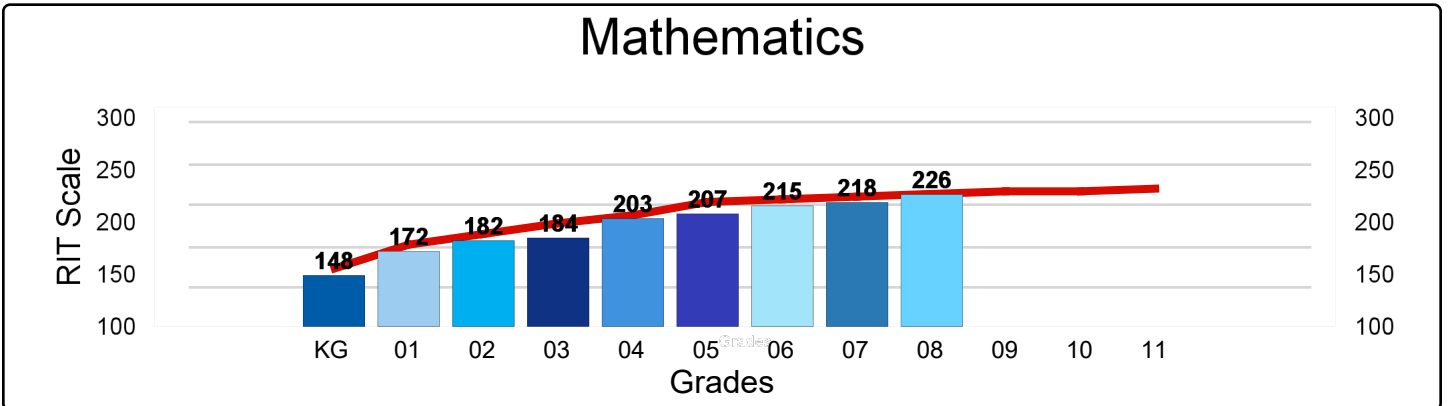
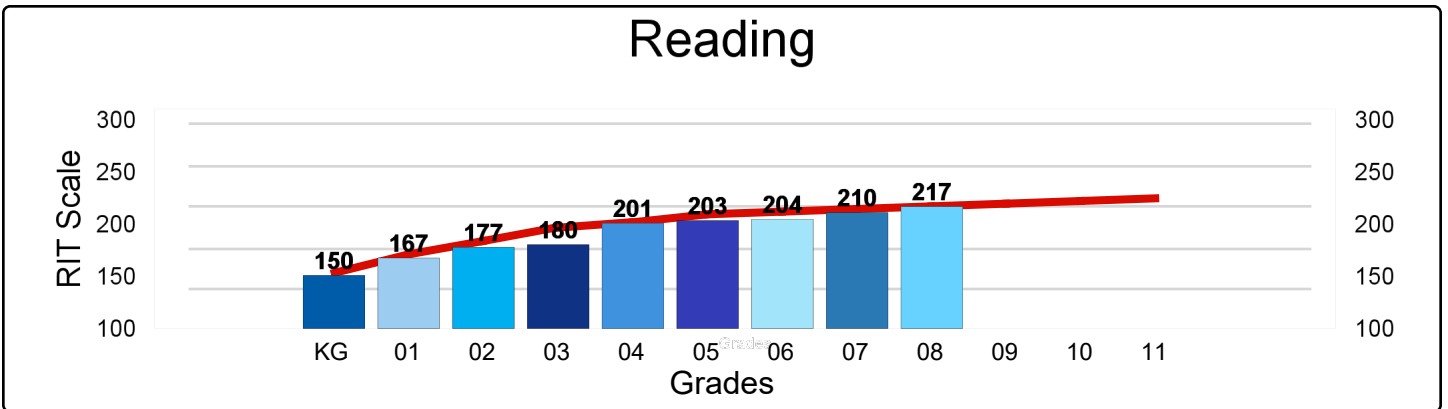
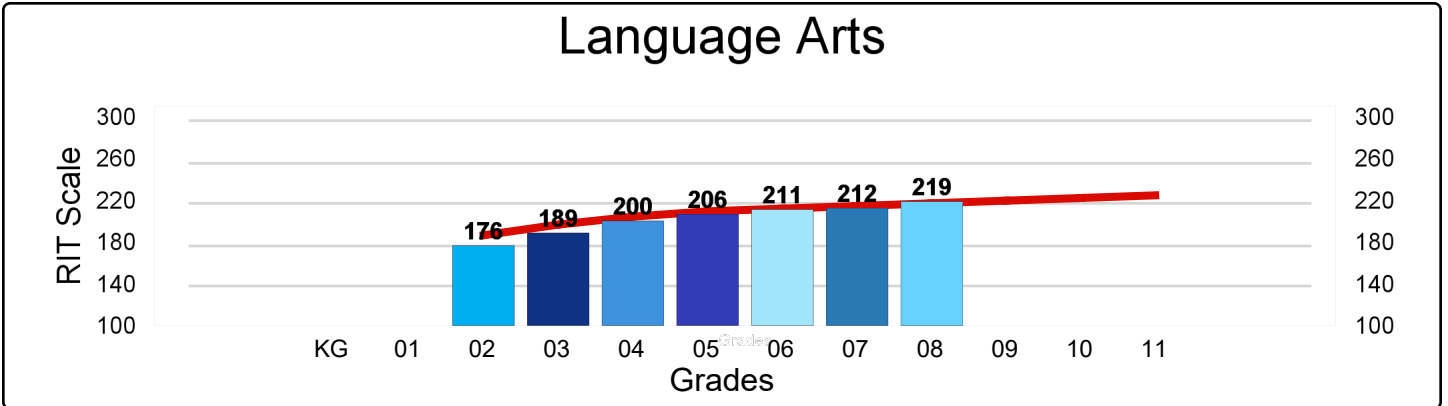
M-Step 2016-17 Proficiency



Golightly Education Center

NWEA MAP Spring 2017 - Average RIT Score

National Norm 



Golightly Education Center

Percentage of Student Meeting Growth Expectation Targets

