

Bunche Elementary-Middle School

School Year	2017-2018
District Code	82015
State Code	00446
DPS Code	032
From EAA	No
Voting District	1
Status	Active/Open
Emphasis	Gen Ed
Entity Type	LEA-School
Alt Services	
Title 1 Status	

School Configuration 2017-18																	
PK	KG	01	02	03	04	05	06	07	08	09	10	11	12	GE	Alt	CTE	SE
<input checked="" type="checkbox"/>	<input checked="" type="checkbox"/>	<input checked="" type="checkbox"/>	<input checked="" type="checkbox"/>	<input checked="" type="checkbox"/>	<input checked="" type="checkbox"/>	<input checked="" type="checkbox"/>	<input checked="" type="checkbox"/>	<input checked="" type="checkbox"/>	<input checked="" type="checkbox"/>	<input type="checkbox"/>	<input type="checkbox"/>	<input type="checkbox"/>	<input type="checkbox"/>	<input checked="" type="checkbox"/>	<input type="checkbox"/>	<input type="checkbox"/>	<input checked="" type="checkbox"/>
K - 8, PK, Spec Ed																	
School Address										2715 Macomb Street Detroit, MI 48207-3830							
Main Telephone										(313) 494-8350							
Main Fax										(313) 866-7943							
Principal										Cindy Lang							
Principal Email										cindy.lang@detroitk12.org							
Principal Leader										Leenet Campbell-Williams							
Superintendent																	
Superintendent Phone																	

Attendance 2016-17		
Attendance Rate	# Chronically Absent	% Chronically Absent
82.6%	443	67.7%

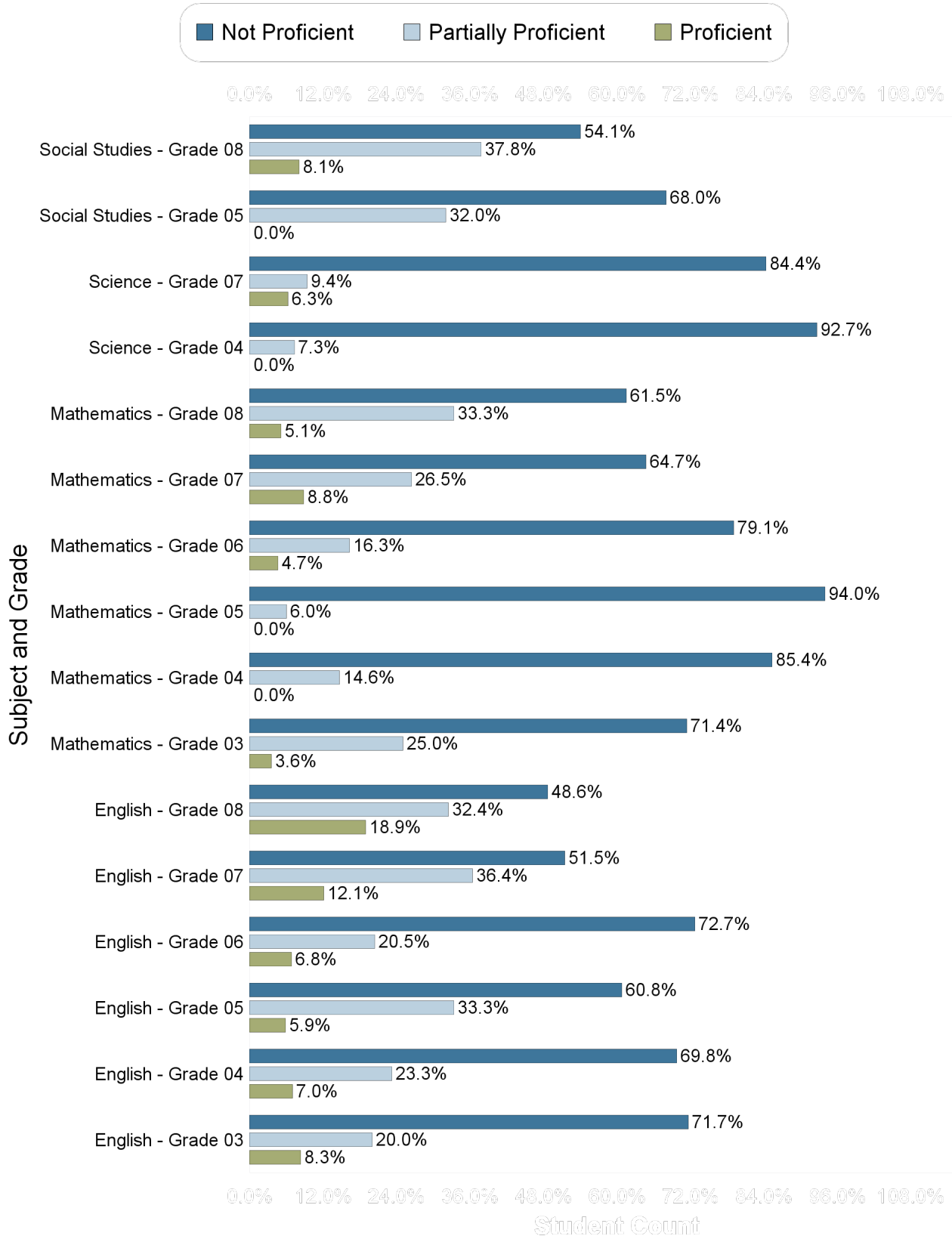
Mobility 2016-17			
Total Headcount	Incoming	Mobile Students	Stable Students
517	78	62	455

Graduation/Dropout Rate 2016-17							
	Cohort N	Graduation N	GED	Graduation Rate	Drop N	Drop Rate	Off Track
4 Year Cohort	n/a	n/a	n/a	n/a	n/a	n/a	n/a
5 Year Cohort	n/a	n/a	n/a	n/a	n/a	n/a	n/a
6 Year Cohort	n/a	n/a	n/a	n/a	n/a	n/a	n/a

Enrollment as of June 2018																
Sub Groups	Grades															Total
	PK	KG	01	02	03	04	05	06	07	08	09	10	11	12	14	
All Students	63	72	82	68	71	74	69	78	72	54						640
Gender																
Female	36	28	38	25	29	37	31	39	34	19						280
Male	27	44	44	43	42	37	38	39	38	35						360
Ethnicity																
AM																
AS																
BL	63	70	79	68	68	73	65	78	69	53						623
HI		1	2		2		2		2							9
HP																
TR																
WH		1	1		1	1	2		1	1						8
Other Groups																
SE	17	16	19	23	21	21	18	21	26	22						187
LEP							2									2
ED	42	66	78	63	62	71	60	72	61	49						582


Bunche Elementary-Middle School

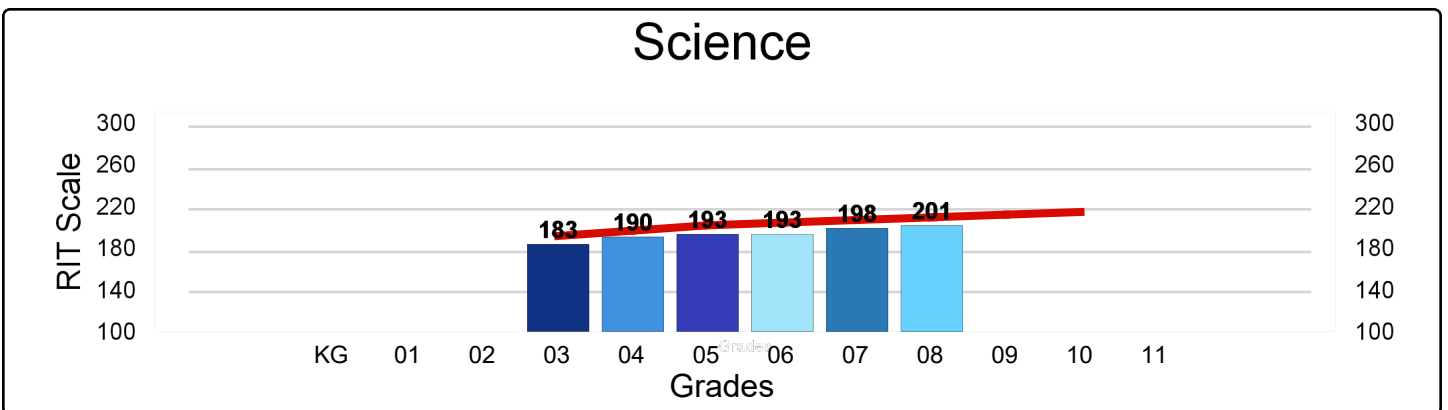
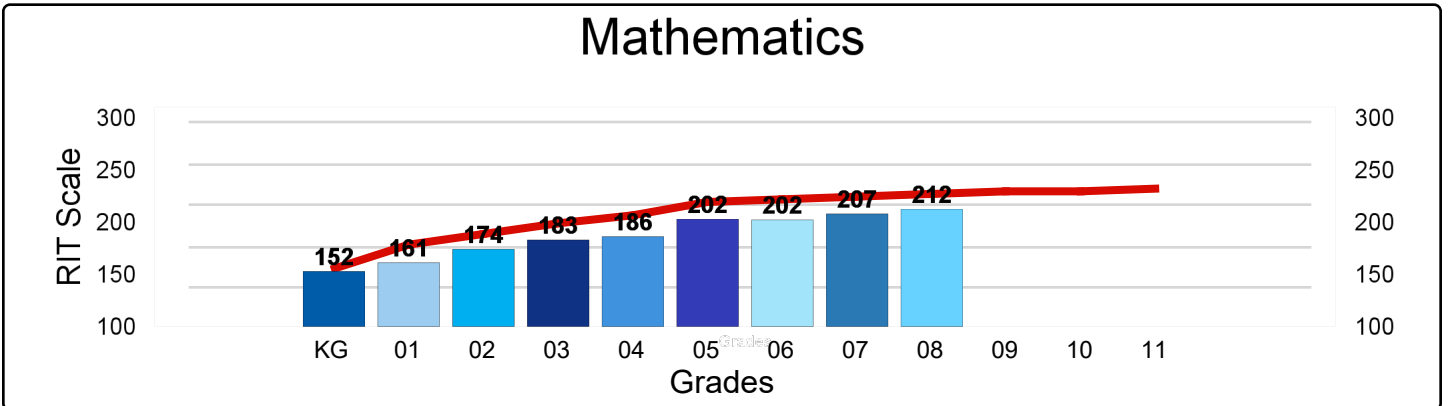
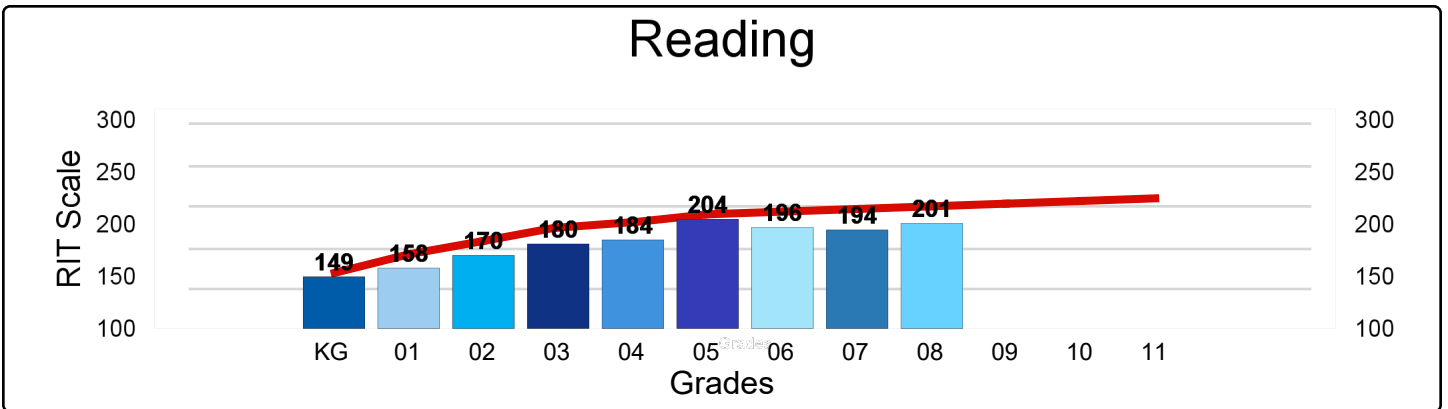
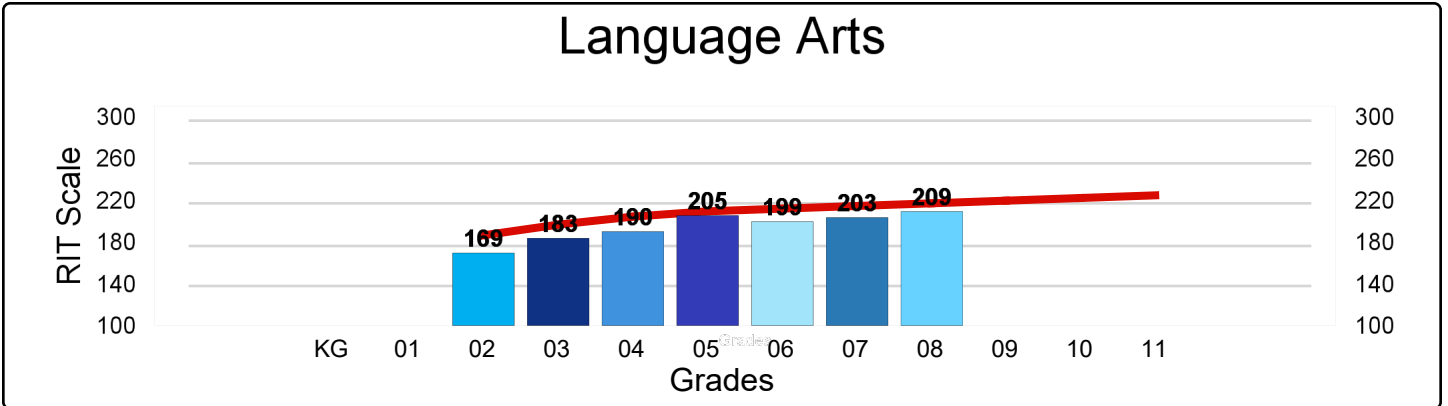
M-Step 2016-17 Proficiency



Bunche Elementary-Middle School

NWEA MAP Spring 2017 - Average RIT Score

National Norm 



Bunche Elementary-Middle School

Percentage of Student Meeting Growth Expectation Targets

