

Carstens Elementary-Middle School

School Year	2017-2018
District Code	82015
State Code	00542
DPS Code	056
From EAA	No
Voting District	7
Status	Active/Open
Emphasis	Gen Ed
Entity Type	LEA-School
Alt Services	
Title 1 Status	

School Configuration 2017-18																	
PK	KG	01	02	03	04	05	06	07	08	09	10	11	12	GE	Alt	CTE	SE
<input checked="" type="checkbox"/>	<input checked="" type="checkbox"/>	<input checked="" type="checkbox"/>	<input checked="" type="checkbox"/>	<input checked="" type="checkbox"/>	<input checked="" type="checkbox"/>	<input checked="" type="checkbox"/>	<input checked="" type="checkbox"/>	<input checked="" type="checkbox"/>	<input checked="" type="checkbox"/>	<input type="checkbox"/>	<input type="checkbox"/>	<input type="checkbox"/>	<input type="checkbox"/>	<input checked="" type="checkbox"/>	<input type="checkbox"/>	<input type="checkbox"/>	<input checked="" type="checkbox"/>
K - 8, PK, Spec Ed																	
School Address														13000 Essex Avenue			
														Detroit, MI 48215-3243			
Main Telephone														(313) 866-5500			
Main Fax														(313) 866-5580			
Principal														Donna Thornton			
Principal Email														donna.thornton@detroitk12.org			
Principal Leader														Leenet Campbell-Williams			
Superintendent																	
Superintendent Phone																	

Attendance 2016-17		
Attendance Rate	# Chronically Absent	% Chronically Absent
82.1%	295	70.4%

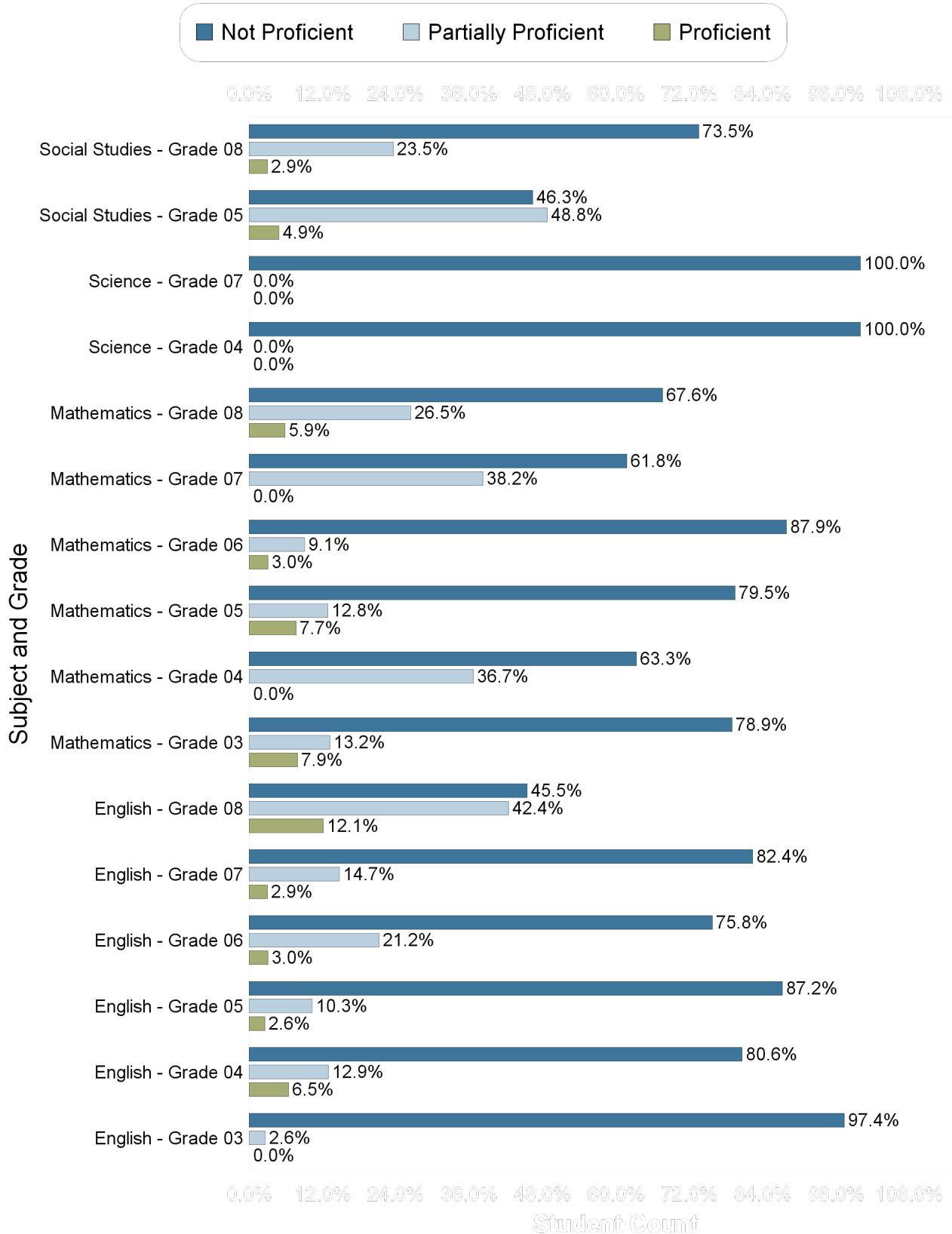
Mobility 2016-17			
Total Headcount	Incoming	Mobile Students	Stable Students
317	67	42	275

Graduation/Dropout Rate 2016-17							
	Cohort N	Graduation N	GED	Graduation Rate	Drop N	Drop Rate	Off Track
4 Year Cohort	n/a	n/a	n/a	n/a	n/a	n/a	n/a
5 Year Cohort	n/a	n/a	n/a	n/a	n/a	n/a	n/a
6 Year Cohort	n/a	n/a	n/a	n/a	n/a	n/a	n/a

Enrollment as of June 2018																
Sub Groups	Grades															Total
	PK	KG	01	02	03	04	05	06	07	08	09	10	11	12	14	
All Students	30	49	52	38	43	46	35	48	37	40						388
Gender																
Female	13	19	24	16	19	25	17	26	19	24						189
Male	17	30	28	22	24	21	18	22	18	16						199
Ethnicity																
AM																
AS					1											1
BL	30	49	52	38	41	46	34	47	37	40						384
HI							1									1
HP																
TR																
WH					1			1								2
Other Groups																
SE		2	3	5	5	3	2	7	10	10						47
LEP								1								1
ED	23	45	50	35	40	42	32	44	35	35						358


Carstens Elementary-Middle School

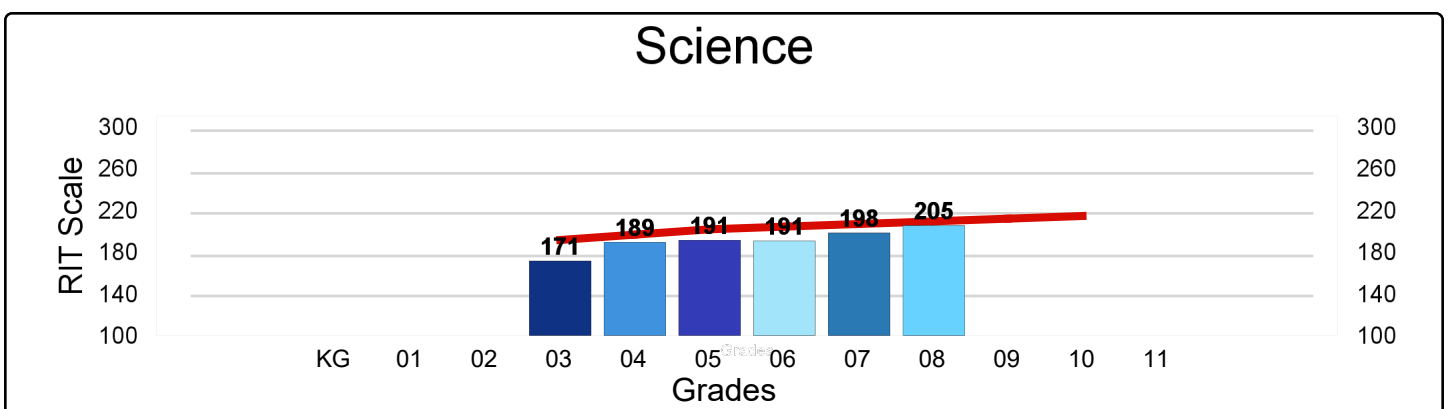
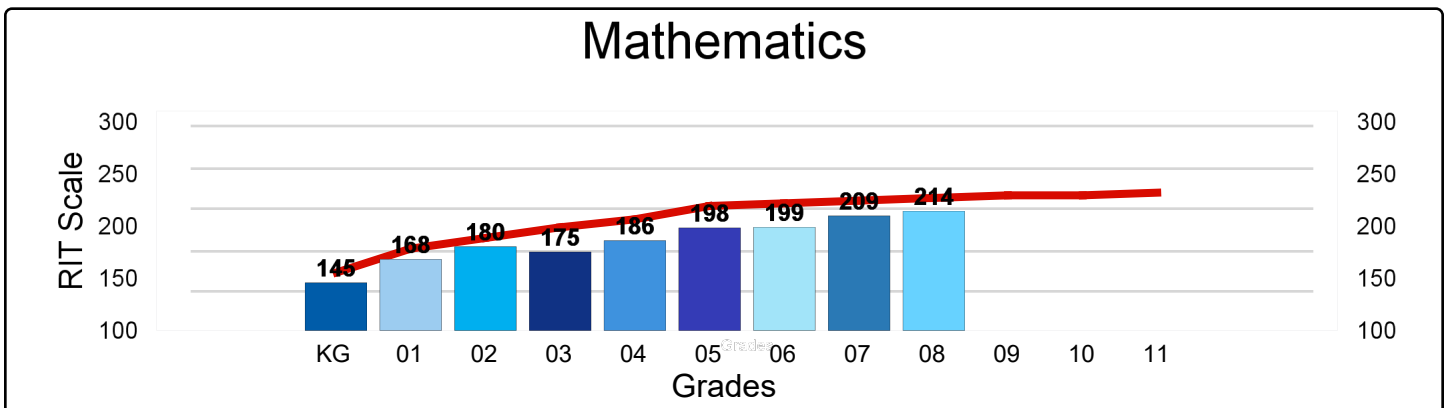
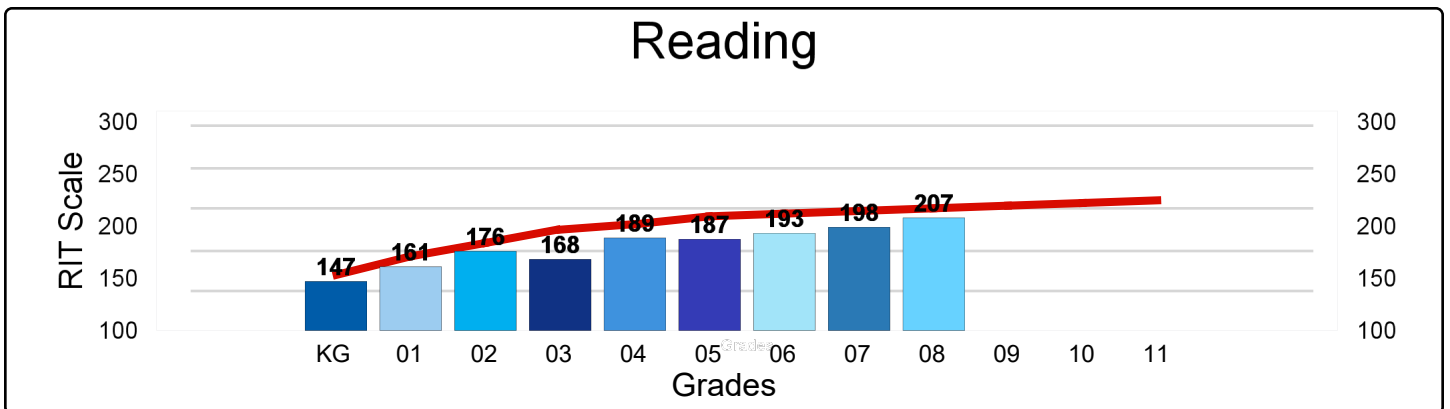
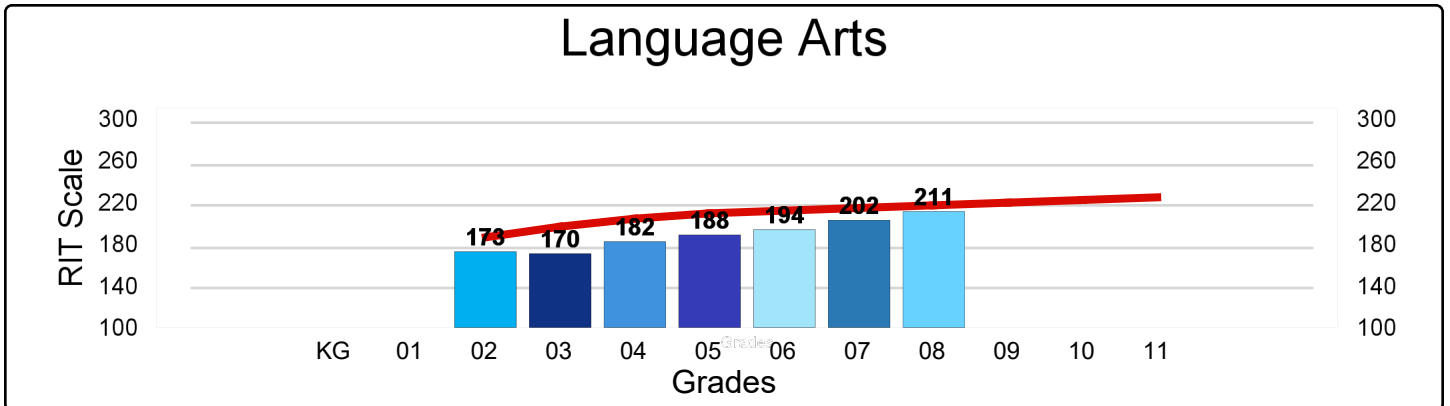
M-Step 2016-17 Proficiency



Carstens Elementary-Middle School

NWEA MAP Spring 2017 - Average RIT Score

National Norm 



Carstens Elementary-Middle School

Percentage of Student Meeting Growth Expectation Targets

