

Paul Robeson, Malcolm X Academy

School Year	2017-2018
District Code	82015
State Code	07633
DPS Code	080
From EAA	No
Voting District	5
Status	Active/Open
Emphasis	Gen Ed
Entity Type	LEA-School
Alt Services	
Title 1 Status	

School Configuration 2017-18																	
PK	KG	01	02	03	04	05	06	07	08	09	10	11	12	GE	Alt	CTE	SE
<input checked="" type="checkbox"/>	<input checked="" type="checkbox"/>	<input checked="" type="checkbox"/>	<input checked="" type="checkbox"/>	<input checked="" type="checkbox"/>	<input checked="" type="checkbox"/>	<input checked="" type="checkbox"/>	<input checked="" type="checkbox"/>	<input checked="" type="checkbox"/>	<input checked="" type="checkbox"/>	<input type="checkbox"/>	<input type="checkbox"/>	<input type="checkbox"/>	<input type="checkbox"/>	<input checked="" type="checkbox"/>	<input type="checkbox"/>	<input type="checkbox"/>	<input checked="" type="checkbox"/>
K - 8, PK, Spec Ed																	
School Address														2585 Grove Street			
														Detroit, MI 48221-3164			
Main Telephone														(313) 494-8100			
Main Fax														(313) 494-7089			
Principal														Jeffrey Robinson			
Principal Email														jeffrey.robinson@detroitk12.org			
Principal Leader														Rebeca Luna			
Superintendent																	
Superintendent Phone																	

Attendance 2016-17		
Attendance Rate	# Chronically Absent	% Chronically Absent
85.5%	246	61.2%

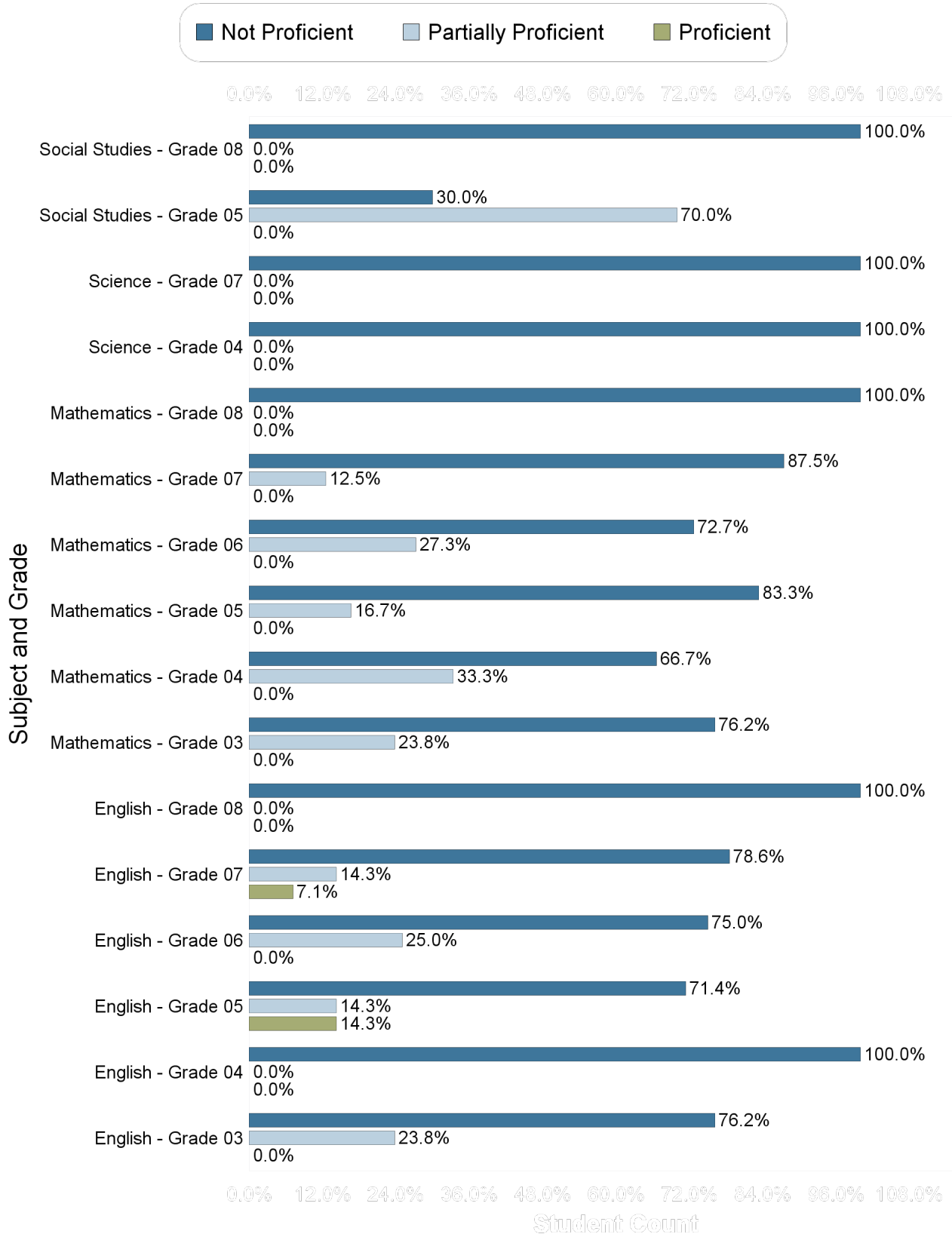
Mobility 2016-17			
Total Headcount	Incoming	Mobile Students	Stable Students
326	47	23	303

Graduation/Dropout Rate 2016-17							
	Cohort N	Graduation N	GED	Graduation Rate	Drop N	Drop Rate	Off Track
4 Year Cohort	n/a	n/a	n/a	n/a	n/a	n/a	n/a
5 Year Cohort	n/a	n/a	n/a	n/a	n/a	n/a	n/a
6 Year Cohort	n/a	n/a	n/a	n/a	n/a	n/a	n/a

Enrollment as of June 2018																
Sub Groups	Grades															Total
	PK	KG	01	02	03	04	05	06	07	08	09	10	11	12	14	
All Students	28	43	42	43	32	31	30	32	44	43						340
Gender																
Female	12	26	19	18	12	19	15	14	27	22						172
Male	16	17	23	25	20	12	15	18	17	21						168
Ethnicity																
AM																
AS								1								1
BL	28	43	42	43	32	31	30	30	43	43						337
HI								1	1							2
HP																
TR																
WH																
Other Groups																
SE		7	4	2	4	2	5	3	1	3						31
LEP																
ED	15	36	39	39	29	28	28	27	35	36						297


Paul Robeson, Malcolm X Academy

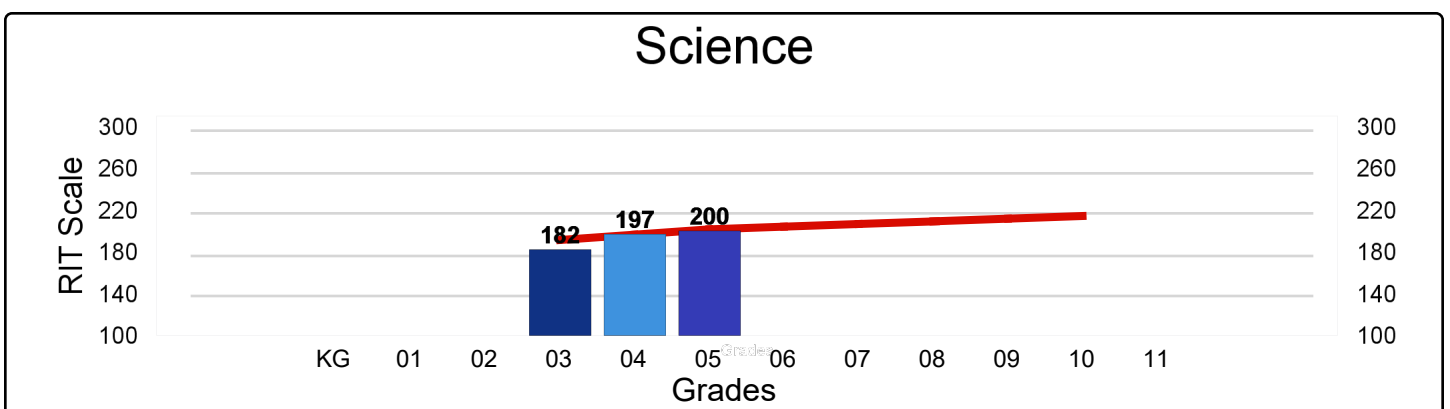
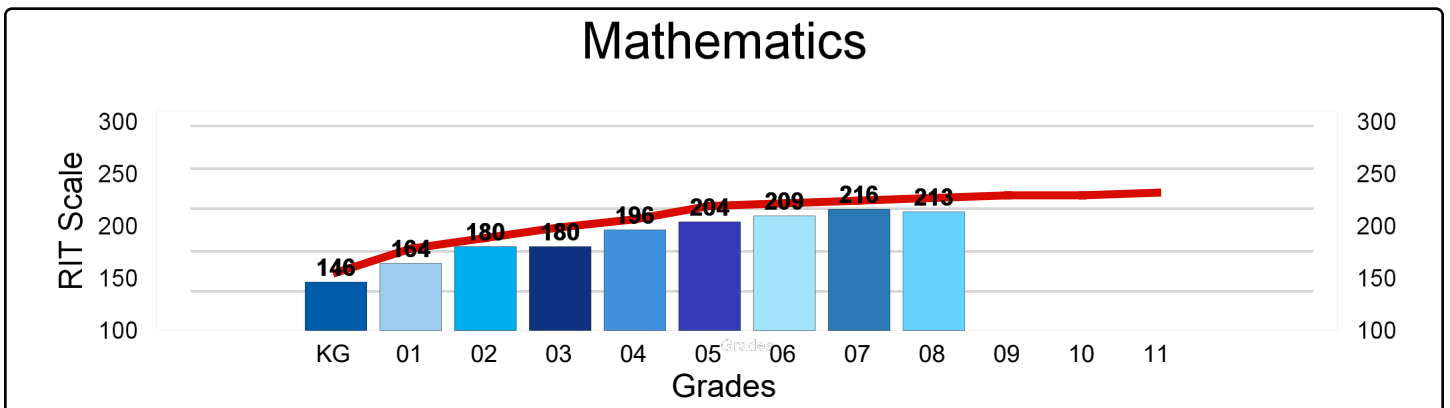
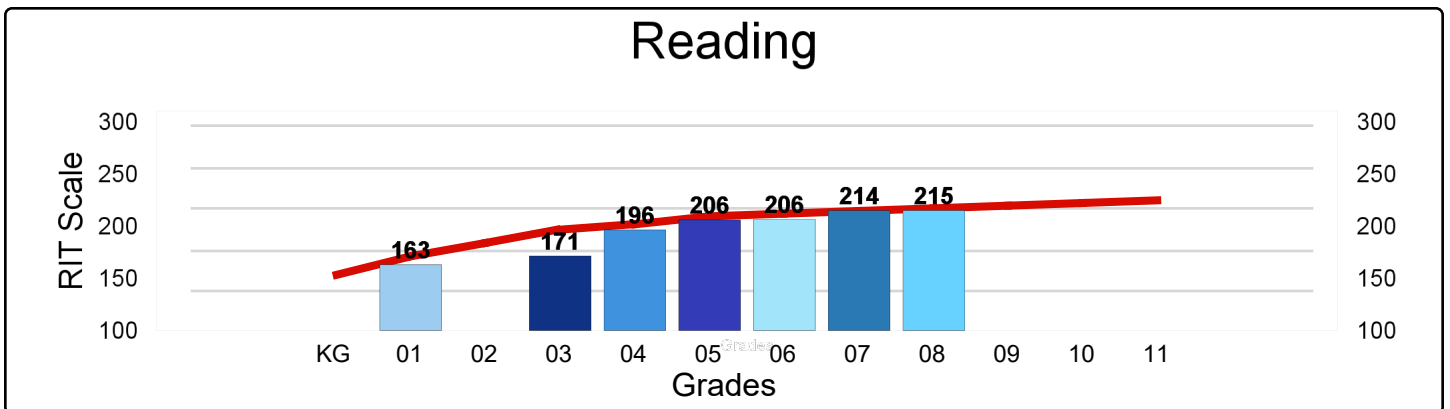
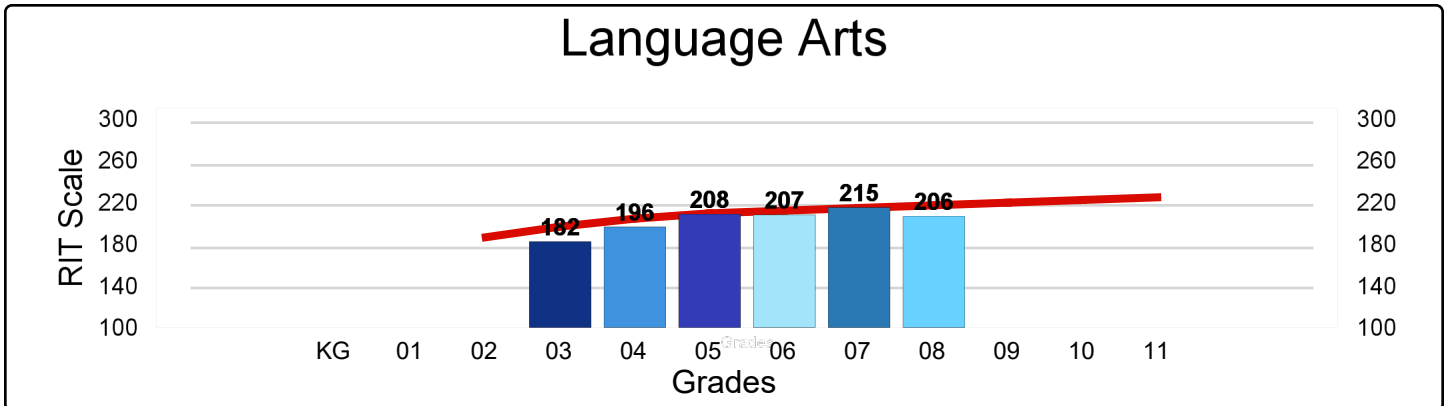
M-Step 2016-17 Proficiency



Paul Robeson, Malcolm X Academy

NWEA MAP Spring 2017 - Average RIT Score

National Norm 



Paul Robeson, Malcolm X Academy

Percentage of Student Meeting Growth Expectation Targets

