

Greenfield Union Elementary-Middle School

School Year	2017-2018
District Code	82015
State Code	01493
DPS Code	140
From EAA	No
Voting District	5
Status	Active/Open
Emphasis	Gen Ed
Entity Type	LEA-School
Alt Services	
Title 1 Status	

School Configuration 2017-18																	
PK	KG	01	02	03	04	05	06	07	08	09	10	11	12	GE	Alt	CTE	SE
<input checked="" type="checkbox"/>	<input checked="" type="checkbox"/>	<input checked="" type="checkbox"/>	<input checked="" type="checkbox"/>	<input checked="" type="checkbox"/>	<input checked="" type="checkbox"/>	<input checked="" type="checkbox"/>	<input checked="" type="checkbox"/>	<input checked="" type="checkbox"/>	<input checked="" type="checkbox"/>	<input type="checkbox"/>	<input type="checkbox"/>	<input type="checkbox"/>	<input type="checkbox"/>	<input checked="" type="checkbox"/>	<input type="checkbox"/>	<input type="checkbox"/>	<input checked="" type="checkbox"/>
K - 8, PK, Spec Ed																	
School Address														420 W. 7 Mile Road			
														Detroit, MI 48203-1920			
Main Telephone														(313) 866-2999			
Main Fax														(313) 852-9301			
Principal														Murleen Coakley			
Principal Email														murleen.coakley@detroitk12.org			
Principal Leader														Nidia Ashby			
Superintendent																	
Superintendent Phone																	

Attendance 2016-17		
Attendance Rate	# Chronically Absent	% Chronically Absent
82.2%	268	68.2%

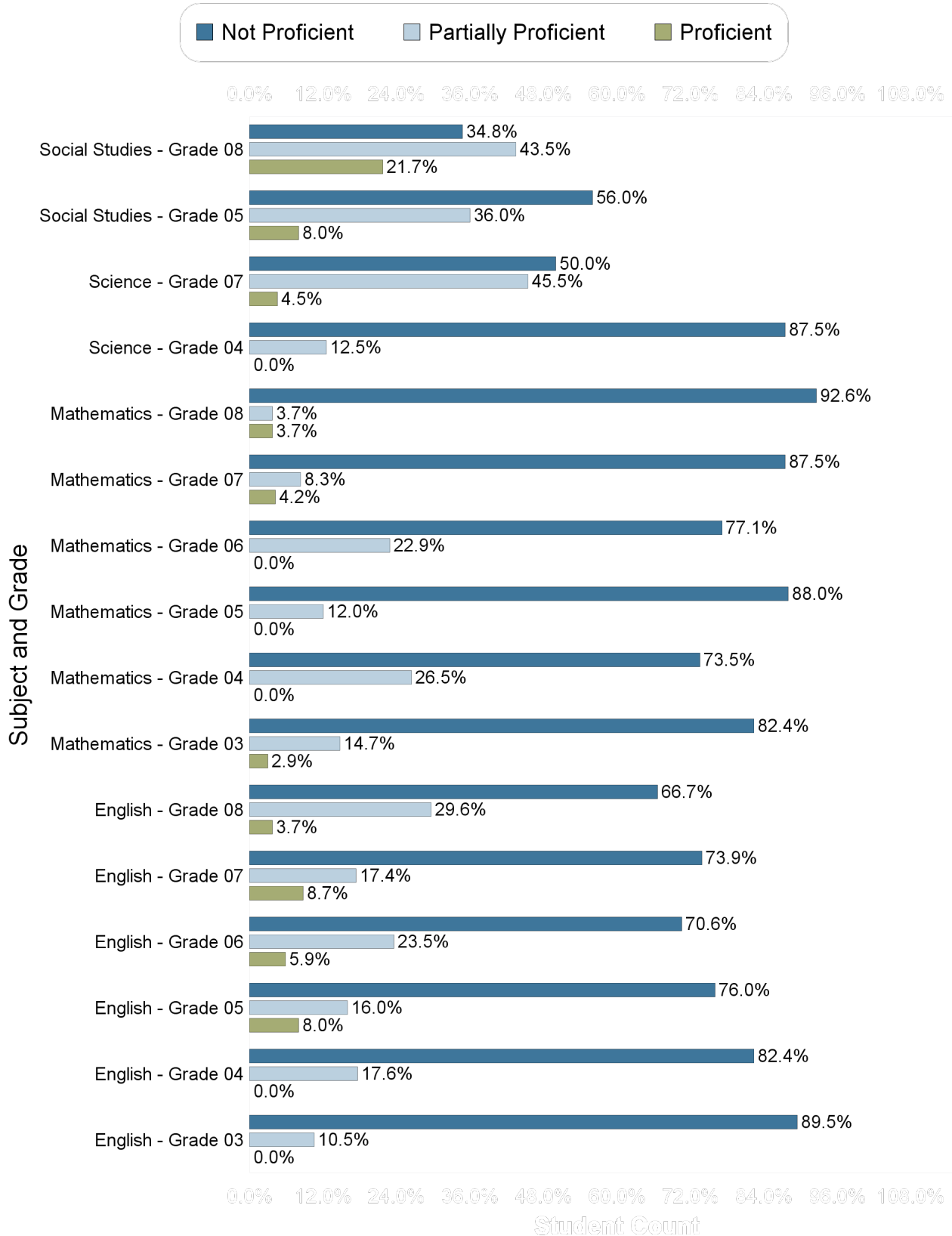
Mobility 2016-17			
Total Headcount	Incoming	Mobile Students	Stable Students
303	60	31	272

Graduation/Dropout Rate 2016-17							
	Cohort N	Graduation N	GED	Graduation Rate	Drop N	Drop Rate	Off Track
4 Year Cohort	n/a	n/a	n/a	n/a	n/a	n/a	n/a
5 Year Cohort	n/a	n/a	n/a	n/a	n/a	n/a	n/a
6 Year Cohort	n/a	n/a	n/a	n/a	n/a	n/a	n/a

Enrollment as of June 2018																
Sub Groups	Grades															Total
	PK	KG	01	02	03	04	05	06	07	08	09	10	11	12	14	
All Students	56	47	37	32	38	24	28	33	36	32						307
Gender																
Female	24	26	18	13	20	12	15	11	17	9						141
Male	32	21	19	19	18	12	13	22	19	23						166
Ethnicity																
AM																
AS		2		1												3
BL	53	44	37	31	38	23	28	33	35	32						301
HI									1							1
HP																
TR																
WH	3	1				1										2
Other Groups																
SE	25	10	4	6	6	3	3	7	13	16						68
LEP	1	2				1			1							4
ED	41	40	33	25	34	22	27	27	34	29						271


Greenfield Union Elementary-Middle School

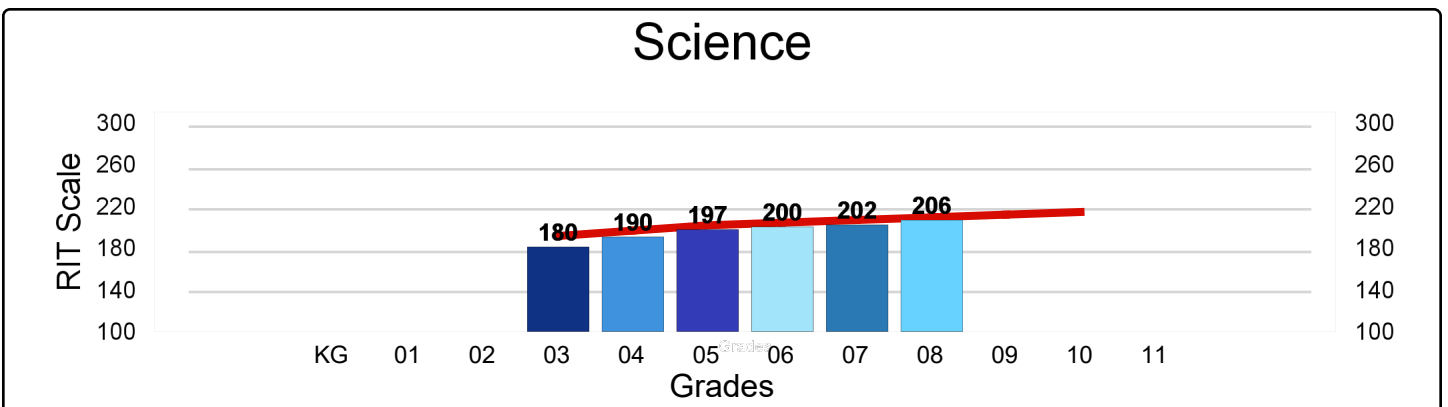
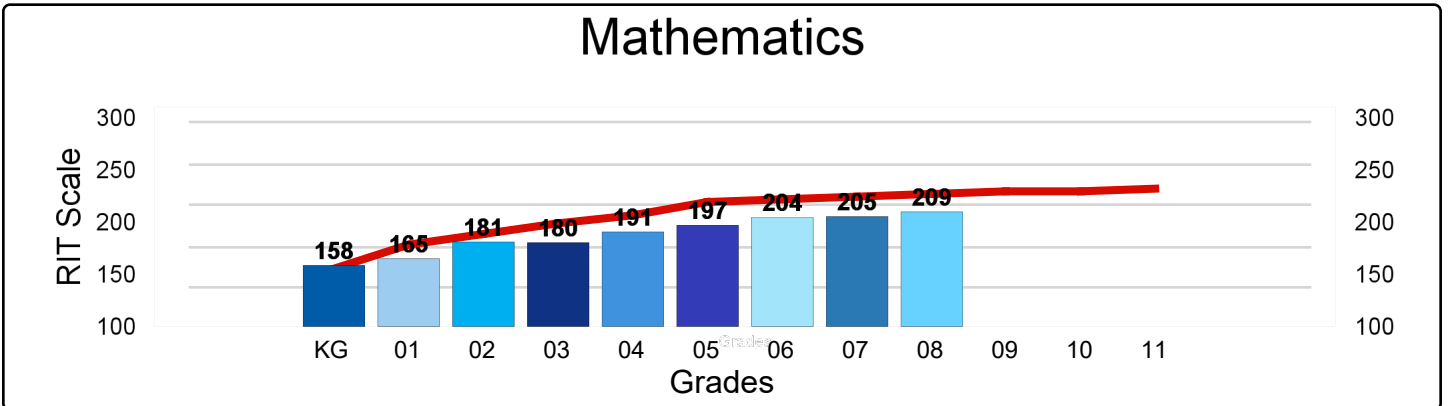
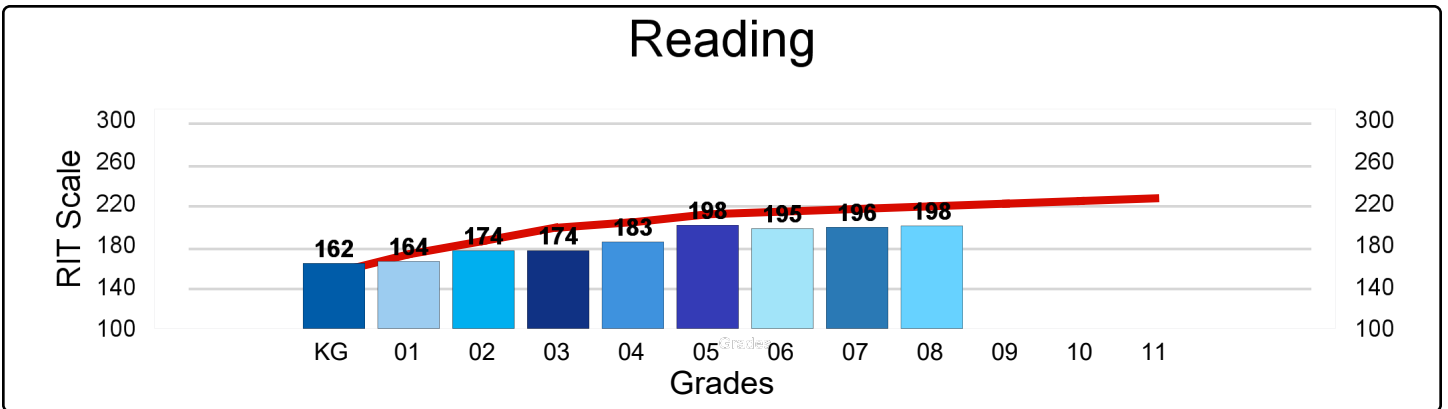
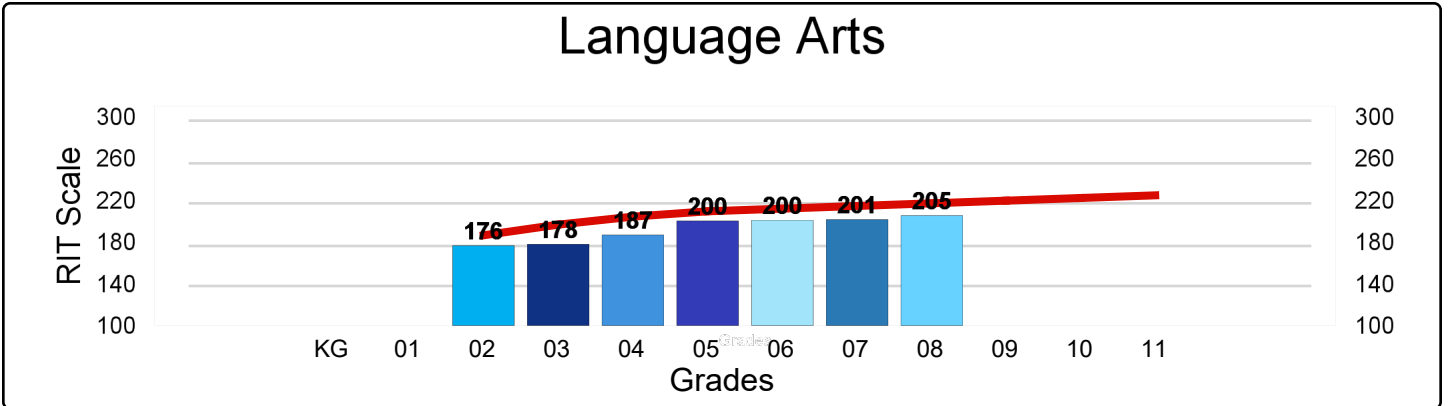
M-Step 2016-17 Proficiency



Greenfield Union Elementary-Middle School

NWEA MAP Spring 2017 - Average RIT Score

National Norm 



Greenfield Union Elementary-Middle School

Percentage of Student Meeting Growth Expectation Targets

