

Palmer Park Preparatory Academy

School Year	2017-2018
District Code	82015
State Code	01552
DPS Code	152
From EAA	No
Voting District	5
Status	Active/Open
Emphasis	Gen Ed
Entity Type	LEA-School
Alt Services	
Title 1 Status	

School Configuration 2017-18																	
PK	KG	01	02	03	04	05	06	07	08	09	10	11	12	GE	Alt	CTE	SE
<input checked="" type="checkbox"/>	<input checked="" type="checkbox"/>	<input checked="" type="checkbox"/>	<input checked="" type="checkbox"/>	<input checked="" type="checkbox"/>	<input checked="" type="checkbox"/>	<input checked="" type="checkbox"/>	<input checked="" type="checkbox"/>	<input checked="" type="checkbox"/>	<input checked="" type="checkbox"/>	<input type="checkbox"/>	<input type="checkbox"/>	<input type="checkbox"/>	<input type="checkbox"/>	<input checked="" type="checkbox"/>	<input type="checkbox"/>	<input type="checkbox"/>	<input checked="" type="checkbox"/>
K - 8, PK, Spec Ed																	
School Address														3901 Margareta			
														Detroit, MI 48221-2260			
Main Telephone														(313) 494-7300			
Main Fax														(313) 494-7306			
Principal														Shirita Hightower			
Principal Email														shirita.hightower@detroitk12.org			
Principal Leader														Nidia Ashby			
Superintendent																	
Superintendent Phone																	

Attendance 2016-17		
Attendance Rate	# Chronically Absent	% Chronically Absent
84.1%	281	61.8%

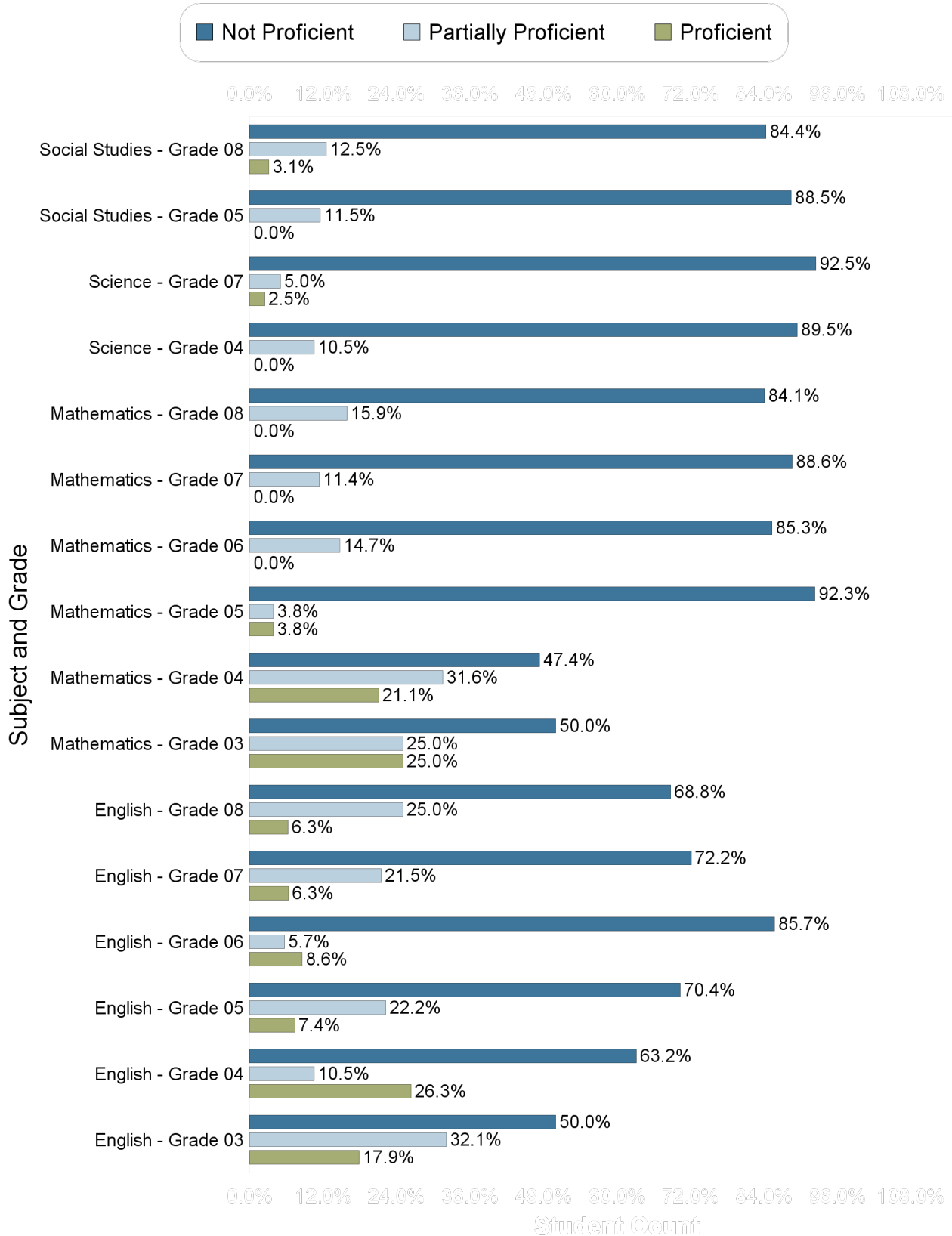
Mobility 2016-17			
Total Headcount	Incoming	Mobile Students	Stable Students
392	36	80	312

Graduation/Dropout Rate 2016-17							
	Cohort N	Graduation N	GED	Graduation Rate	Drop N	Drop Rate	Off Track
4 Year Cohort	n/a	n/a	n/a	n/a	n/a	n/a	n/a
5 Year Cohort	n/a	n/a	n/a	n/a	n/a	n/a	n/a
6 Year Cohort	n/a	n/a	n/a	n/a	n/a	n/a	n/a

Enrollment as of June 2018																
Sub Groups	Grades															Total
	PK	KG	01	02	03	04	05	06	07	08	09	10	11	12	14	
All Students	54	45	30	38	38	32	31	42	103	65						424
Gender																
Female	22	20	17	16	22	15	15	16	47	28						196
Male	32	25	13	22	16	17	16	26	56	37						228
Ethnicity																
AM				1												1
AS	2															
BL	52	44	30	37	38	31	31	41	103	65						420
HI						1										1
HP																
TR																
WH		1						1								2
Other Groups																
SE	4	6	2	3	2	4	2	5	14	8						46
LEP										2						2
ED	39	34	27	33	33	30	30	33	90	60						370


Palmer Park Preparatory Academy

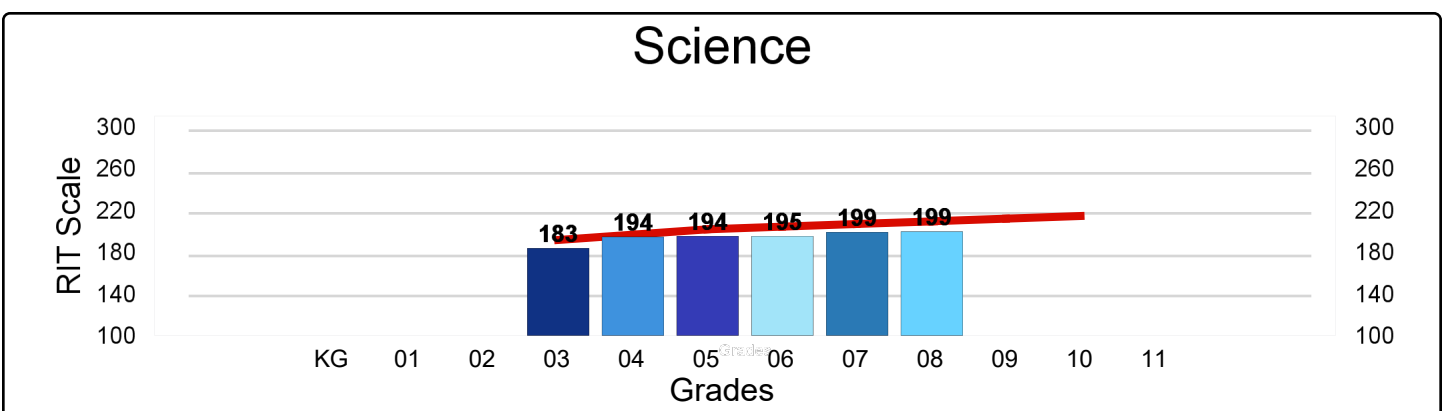
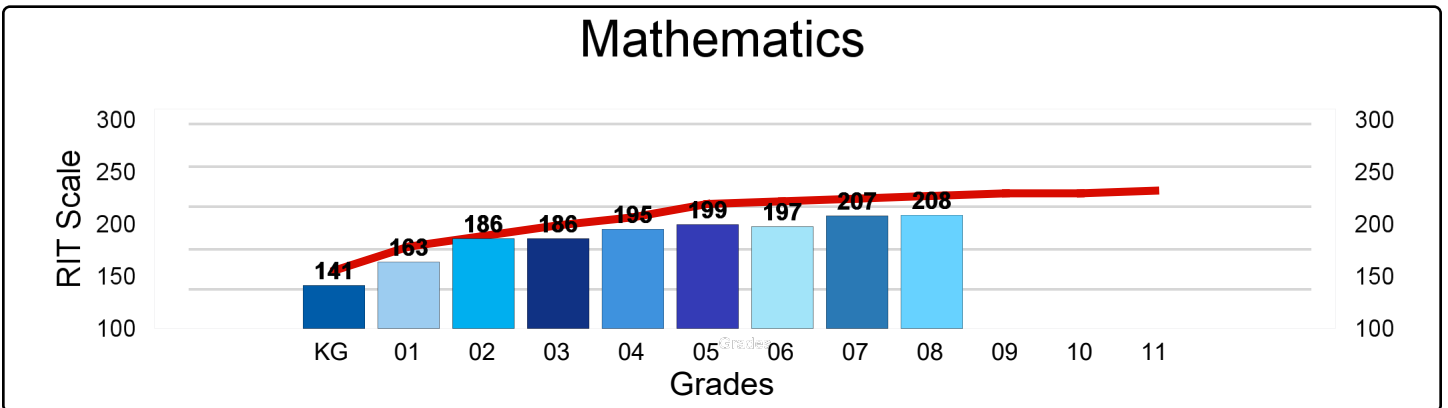
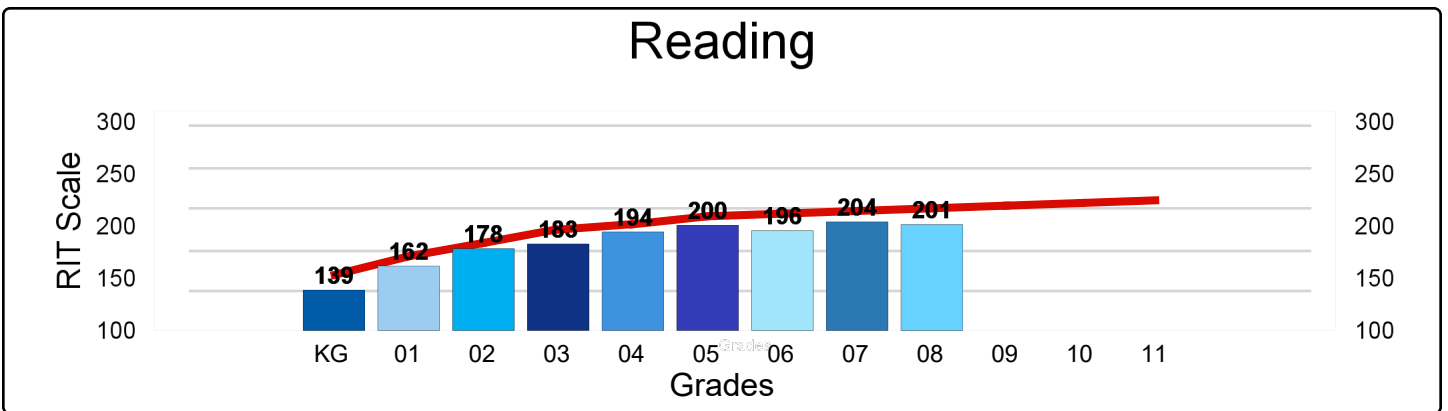
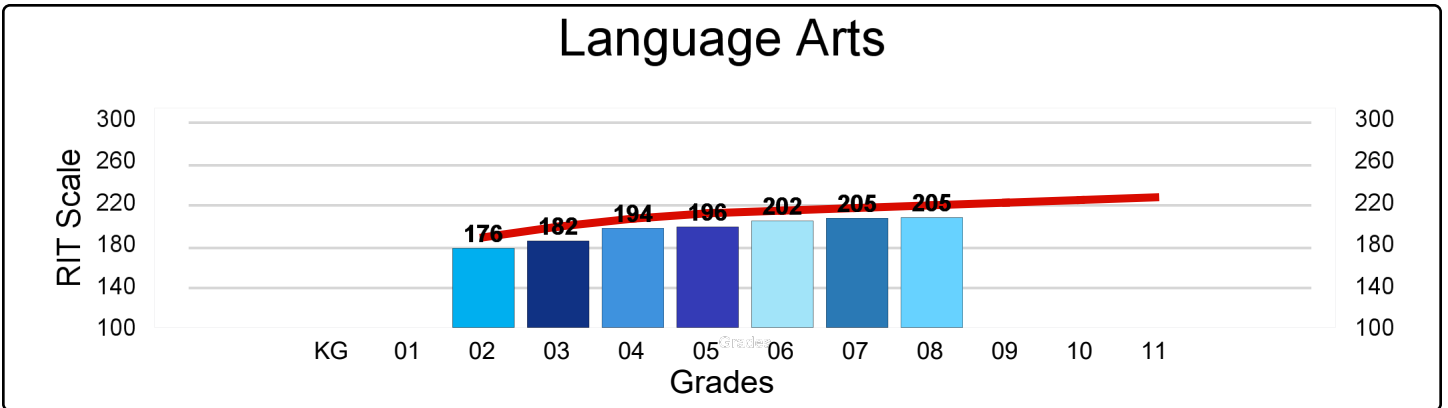
M-Step 2016-17 Proficiency



Palmer Park Preparatory Academy

NWEA MAP Spring 2017 - Average RIT Score

National Norm 



Palmer Park Preparatory Academy

Percentage of Student Meeting Growth Expectation Targets

