

Holmes, A.L. Elementary-Middle School

School Year	2017-2018
District Code	82015
State Code	00005
DPS Code	165
From EAA	No
Voting District	1
Status	Active/Open
Emphasis	Gen Ed
Entity Type	LEA-School
Alt Services	
Title 1 Status	

School Configuration 2017-18																	
PK	KG	01	02	03	04	05	06	07	08	09	10	11	12	GE	Alt	CTE	SE
<input checked="" type="checkbox"/>	<input checked="" type="checkbox"/>	<input checked="" type="checkbox"/>	<input checked="" type="checkbox"/>	<input checked="" type="checkbox"/>	<input checked="" type="checkbox"/>	<input checked="" type="checkbox"/>	<input checked="" type="checkbox"/>	<input checked="" type="checkbox"/>	<input checked="" type="checkbox"/>	<input type="checkbox"/>	<input type="checkbox"/>	<input type="checkbox"/>	<input type="checkbox"/>	<input checked="" type="checkbox"/>	<input type="checkbox"/>	<input type="checkbox"/>	<input checked="" type="checkbox"/>
K - 8, PK, Spec Ed																	
School Address														8950 Crane Street			
														Detroit, MI 48213-2273			
Main Telephone														(313) 866-5644			
Main Fax														(313) 866-2299			
Principal														Tammy Mitchell			
Principal Email														tammy.mitchell@detroitk12.org			
Principal Leader														Leenet Campbell-Williams			
Superintendent																	
Superintendent Phone																	

Attendance 2016-17		
Attendance Rate	# Chronically Absent	% Chronically Absent
85.1%	300	58.0%

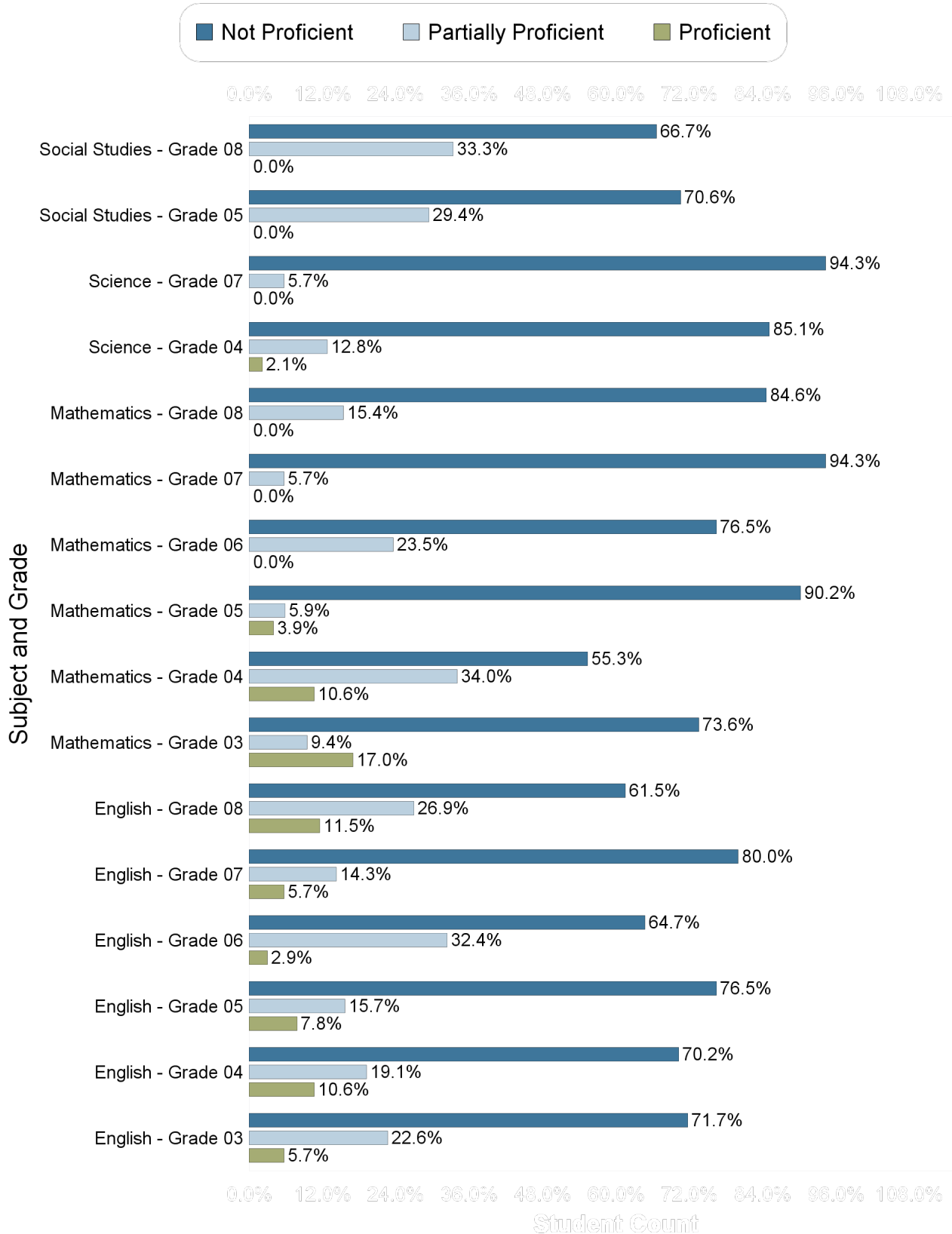
Mobility 2016-17			
Total Headcount	Incoming	Mobile Students	Stable Students
437	58	75	362

Graduation/Dropout Rate 2016-17							
	Cohort N	Graduation N	GED	Graduation Rate	Drop N	Drop Rate	Off Track
4 Year Cohort	n/a	n/a	n/a	n/a	n/a	n/a	n/a
5 Year Cohort	n/a	n/a	n/a	n/a	n/a	n/a	n/a
6 Year Cohort	n/a	n/a	n/a	n/a	n/a	n/a	n/a

Enrollment as of June 2018																
Sub Groups	Grades															Total
	PK	KG	01	02	03	04	05	06	07	08	09	10	11	12	14	
All Students	33	50	58	65	52	45	60	52	42	40						464
Gender																
Female	14	27	28	38	21	19	41	27	24	23						248
Male	19	23	30	27	31	26	19	25	18	17						216
Ethnicity																
AM																
AS		1			1											2
BL	33	49	57	65	51	45	60	50	42	39						458
HI																
HP																
TR																
WH			1					2		1						4
Other Groups																
SE	3	4	11	8	12	4	14	11	8	5						77
LEP								1								1
ED	18	42	53	63	50	42	54	51	40	34						429


Holmes, A.L. Elementary-Middle School

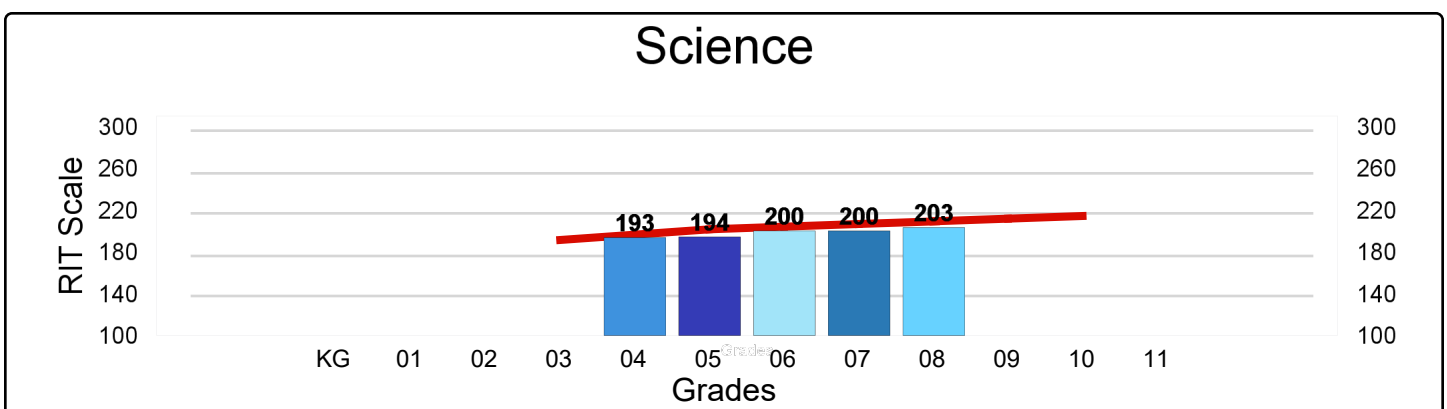
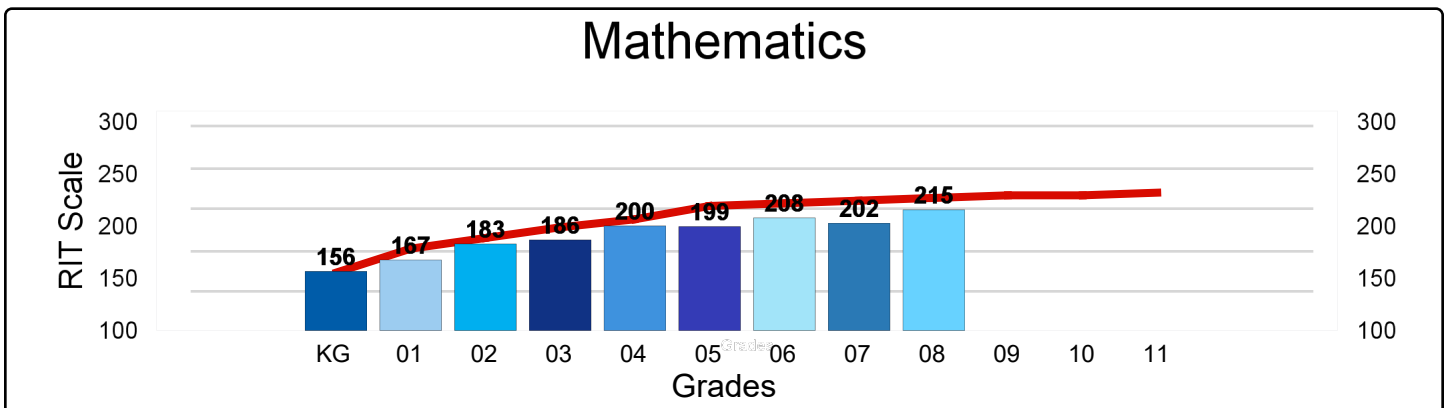
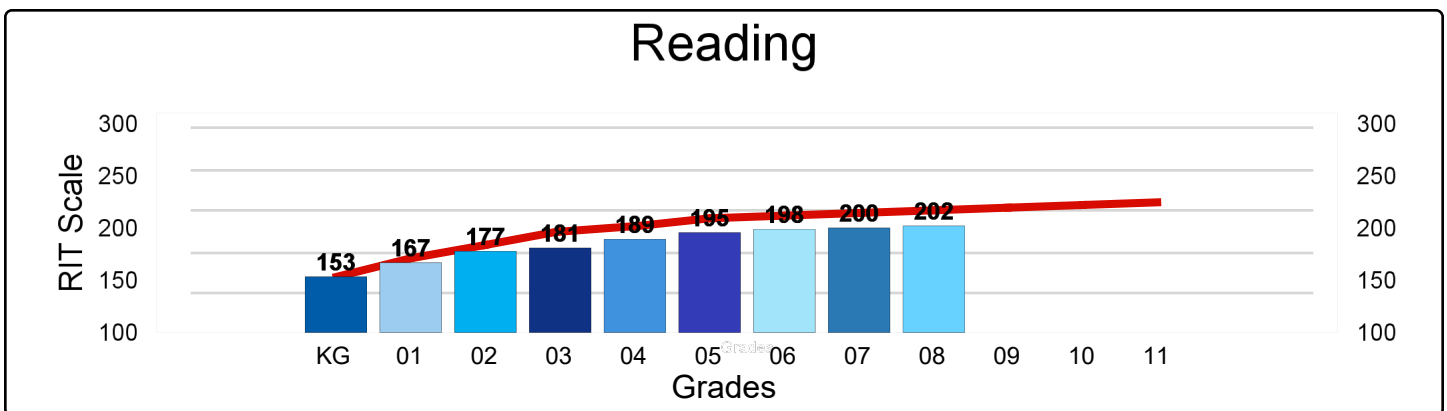
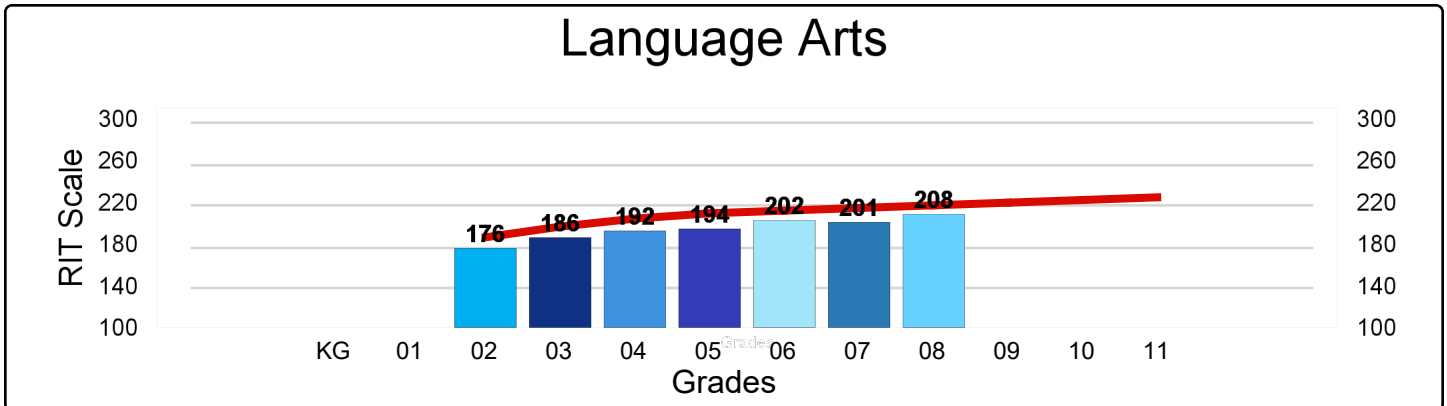
M-Step 2016-17 Proficiency



Holmes, A.L. Elementary-Middle School

NWEA MAP Spring 2017 - Average RIT Score

National Norm 



Holmes, A.L. Elementary-Middle School

Percentage of Student Meeting Growth Expectation Targets

