

Hutchinson Elementary-Middle School

School Year	2017-2018
District Code	82015
State Code	01803
DPS Code	174
From EAA	No
Voting District	7
Status	Active/Open
Emphasis	Gen Ed
Entity Type	LEA-School
Alt Services	
Title 1 Status	

School Configuration 2017-18																	
PK	KG	01	02	03	04	05	06	07	08	09	10	11	12	GE	Alt	CTE	SE
<input checked="" type="checkbox"/>	<input checked="" type="checkbox"/>	<input checked="" type="checkbox"/>	<input checked="" type="checkbox"/>	<input checked="" type="checkbox"/>	<input checked="" type="checkbox"/>	<input checked="" type="checkbox"/>	<input checked="" type="checkbox"/>	<input checked="" type="checkbox"/>	<input checked="" type="checkbox"/>	<input type="checkbox"/>	<input type="checkbox"/>	<input type="checkbox"/>	<input type="checkbox"/>	<input checked="" type="checkbox"/>	<input type="checkbox"/>	<input type="checkbox"/>	<input checked="" type="checkbox"/>
K - 8, PK, Spec Ed																	
School Address														2600 Garland Detroit, MI 48213			
Main Telephone														(313) 866-4169			
Main Fax														(313) 866-4193			
Principal														Sharon Williams			
Principal Email														sharon.williams@detroitk12.org			
Principal Leader														Leenet Campbell-Williams			
Superintendent																	
Superintendent Phone																	

Attendance 2016-17		
Attendance Rate	# Chronically Absent	% Chronically Absent
84.2%	264	63.9%

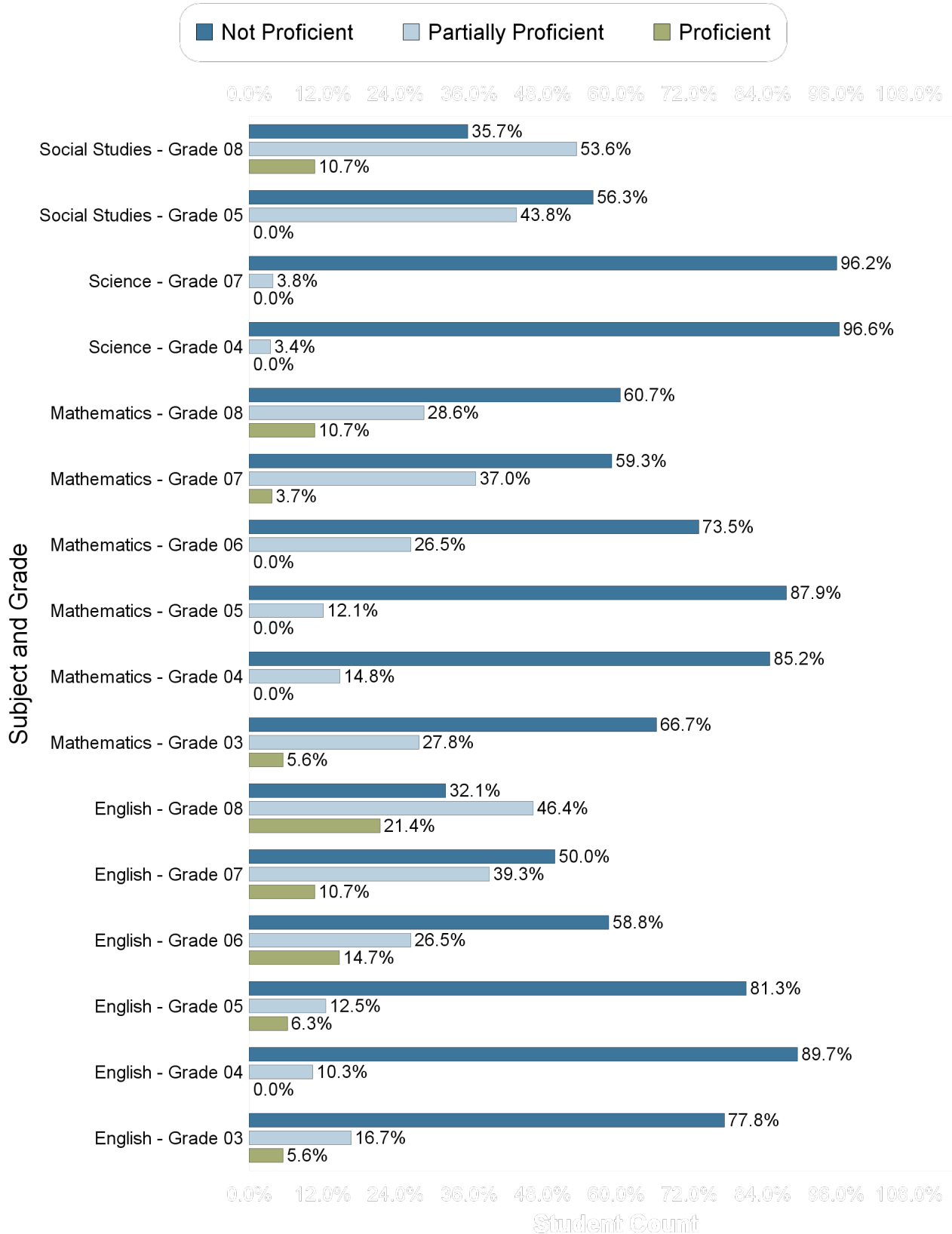
Mobility 2016-17			
Total Headcount	Incoming	Mobile Students	Stable Students
361	29	32	329

Graduation/Dropout Rate 2016-17							
	Cohort N	Graduation N	GED	Graduation Rate	Drop N	Drop Rate	Off Track
4 Year Cohort	n/a	n/a	n/a	n/a	n/a	n/a	n/a
5 Year Cohort	n/a	n/a	n/a	n/a	n/a	n/a	n/a
6 Year Cohort	n/a	n/a	n/a	n/a	n/a	n/a	n/a

Enrollment as of June 2018																
Sub Groups	Grades															Total
	PK	KG	01	02	03	04	05	06	07	08	09	10	11	12	14	
All Students	39	38	51	43	37	43	35	37	33	28						345
Gender																
Female	16	25	23	23	22	18	16	14	15	14						170
Male	23	13	28	20	15	25	19	23	18	14						175
Ethnicity																
AM										1						1
AS																
BL	39	38	51	43	37	43	35	37	33	27						344
HI																
HP																
TR																
WH																
Other Groups																
SE	2	2	10	8	7	9	11	13	7	9						76
LEP																
ED	23	35	46	36	33	36	31	36	26	22						301


Hutchinson Elementary-Middle School

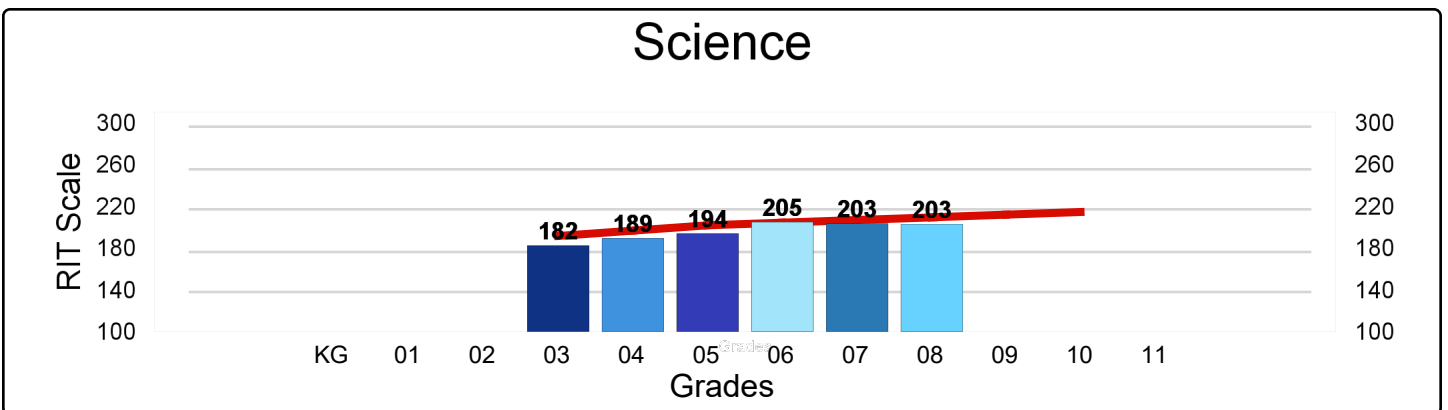
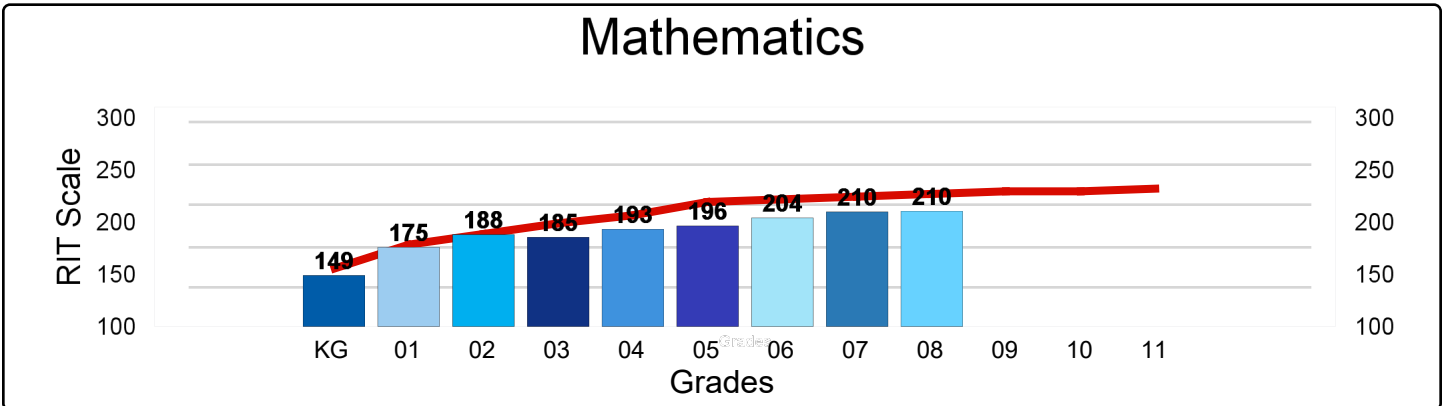
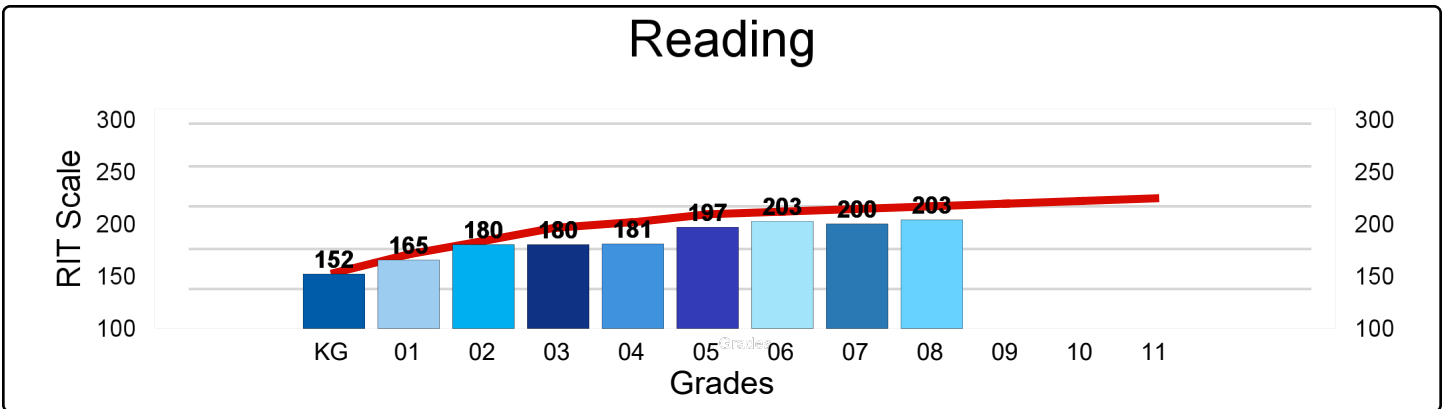
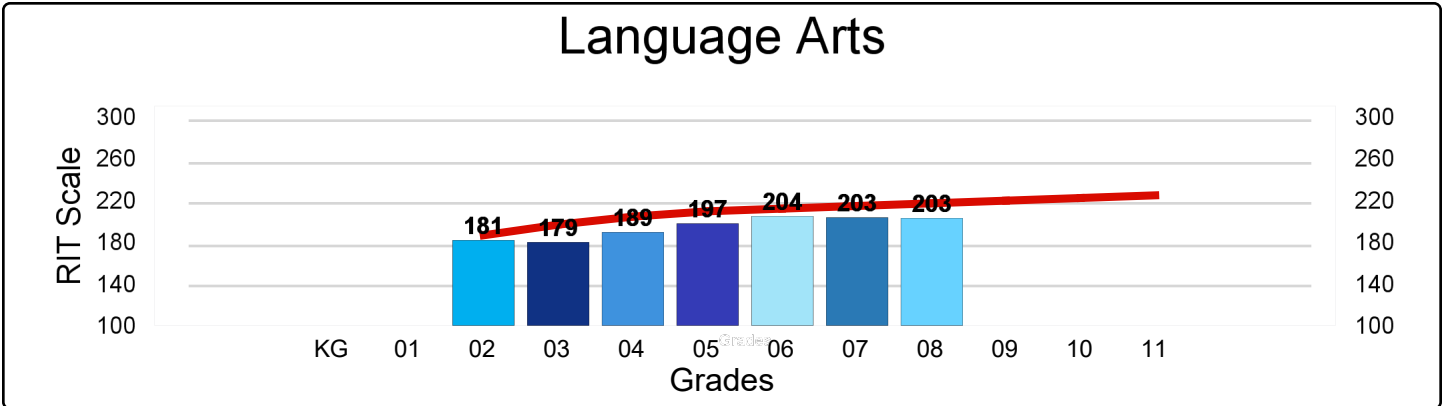
M-Step 2016-17 Proficiency



Hutchinson Elementary-Middle School

NWEA MAP Spring 2017 - Average RIT Score

National Norm 



Hutchinson Elementary-Middle School

Percentage of Student Meeting Growth Expectation Targets

