

King, John R. Academic and Performing Arts Academy

School Year	2017-2018
District Code	82015
State Code	02036
DPS Code	201
From EAA	No
Voting District	5
Status	Active/Open
Emphasis	Gen Ed
Entity Type	LEA-School
Alt Services	
Title 1 Status	

School Configuration 2017-18

PK	KG	01	02	03	04	05	06	07	08	09	10	11	12	GE	Alt	CTE	SE
<input checked="" type="checkbox"/>	<input checked="" type="checkbox"/>	<input checked="" type="checkbox"/>	<input checked="" type="checkbox"/>	<input checked="" type="checkbox"/>	<input checked="" type="checkbox"/>	<input checked="" type="checkbox"/>	<input checked="" type="checkbox"/>	<input checked="" type="checkbox"/>	<input checked="" type="checkbox"/>	<input type="checkbox"/>	<input type="checkbox"/>	<input type="checkbox"/>	<input type="checkbox"/>	<input checked="" type="checkbox"/>	<input type="checkbox"/>	<input type="checkbox"/>	<input checked="" type="checkbox"/>
K - 8, PK, Spec Ed																	
School Address	15850 Strathmoor Street Detroit, MI 48227-2965																
Main Telephone	(313) 866-9600																
Main Fax	(313) 866-9626																
Principal	Felicia Cook																
Principal Email	felicia.cook@detroitk12.org																
Principal Leader	Nidia Ashby																
Superintendent																	
Superintendent Phone																	

Attendance 2016-17

Attendance Rate	# Chronically Absent	% Chronically Absent
80.9%	678	71.4%

Mobility 2016-17

Total Headcount	Incoming	Mobile Students	Stable Students
790	108	94	696

Graduation/Dropout Rate 2016-17

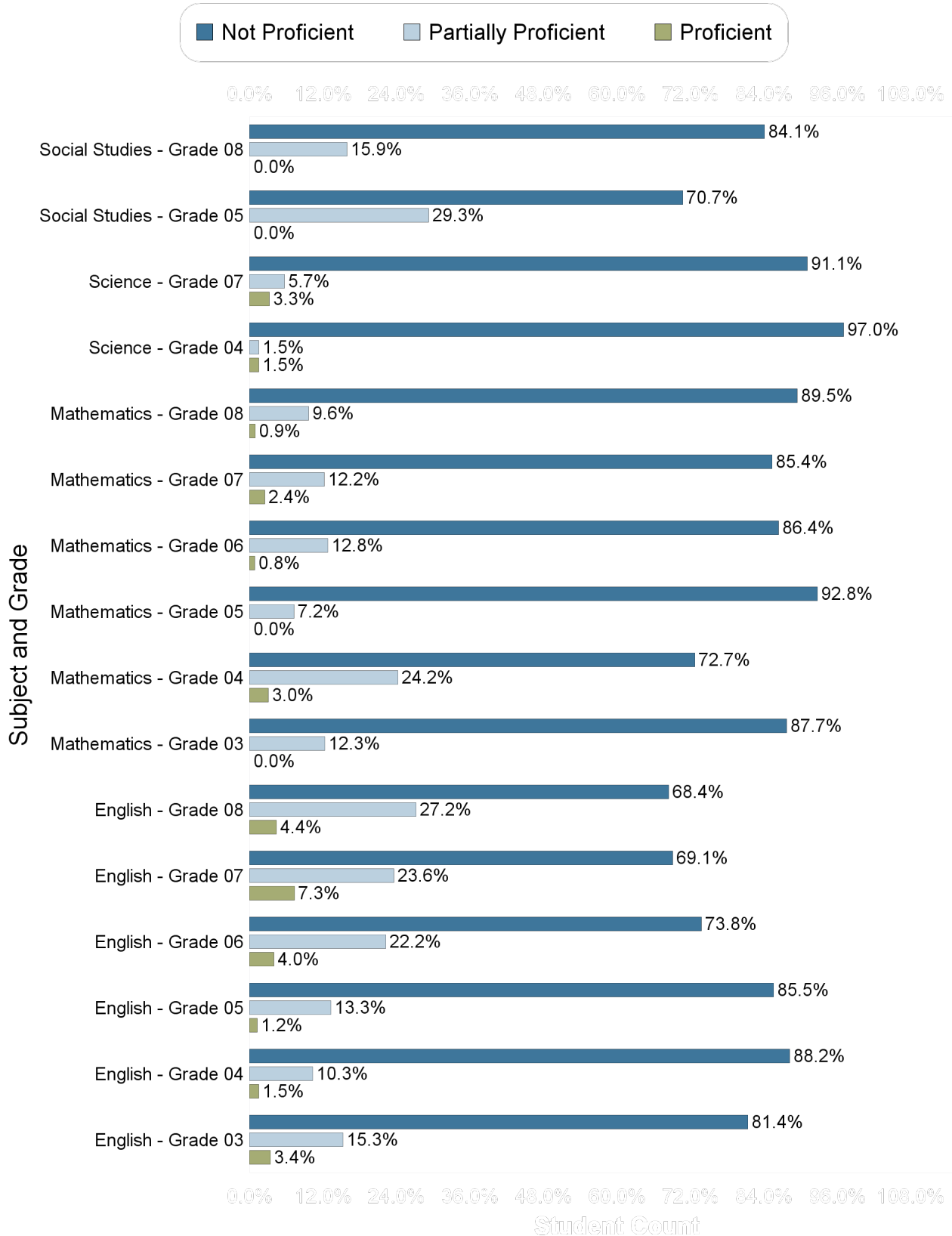
	Cohort N	Graduation N	GED	Graduation Rate	Drop N	Drop Rate	Off Track
4 Year Cohort	n/a	n/a	n/a	n/a	n/a	n/a	n/a
5 Year Cohort	n/a	n/a	n/a	n/a	n/a	n/a	n/a
6 Year Cohort	n/a	n/a	n/a	n/a	n/a	n/a	n/a

Enrollment as of June 2018

Sub Groups	Grades															
	PK	KG	01	02	03	04	05	06	07	08	09	10	11	12	14	Total
All Students	34	75	91	83	66	70	80	131	154	137						887
Gender																
Female	12	32	48	30	31	33	39	52	82	60						407
Male	22	43	43	53	35	37	41	79	72	77						480
Ethnicity																
AM								1								1
AS																
BL	34	75	90	82	66	70	80	130	153	135						881
HI				1					1	2						4
HP																
TR																
WH			1													1
Other Groups																
SE	3	3	7	18	10	9	13	35	38	28						161
LEP																
ED	26	65	82	72	58	63	72	121	126	116						775


King, John R. Academic and Performing Arts Academy

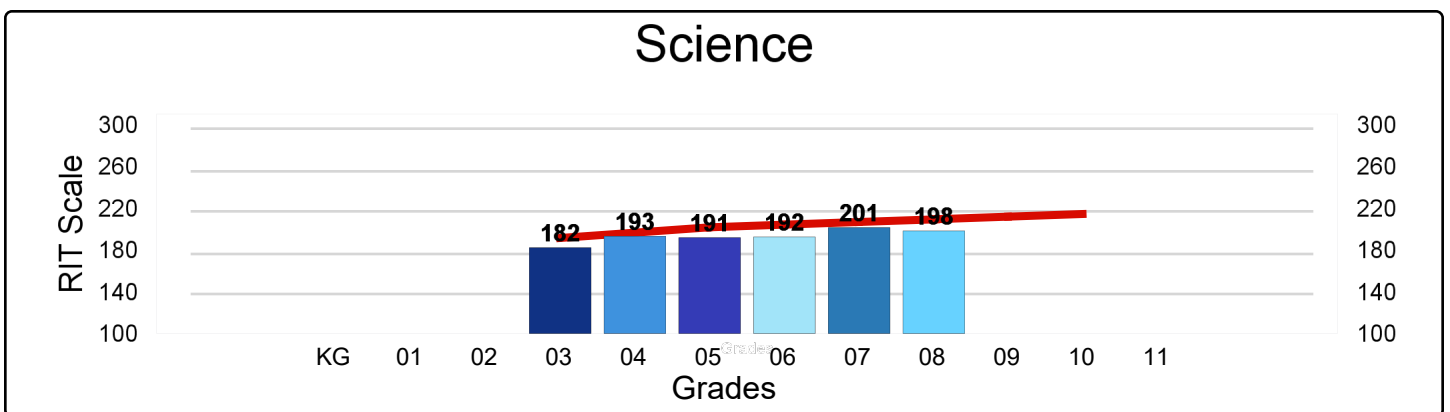
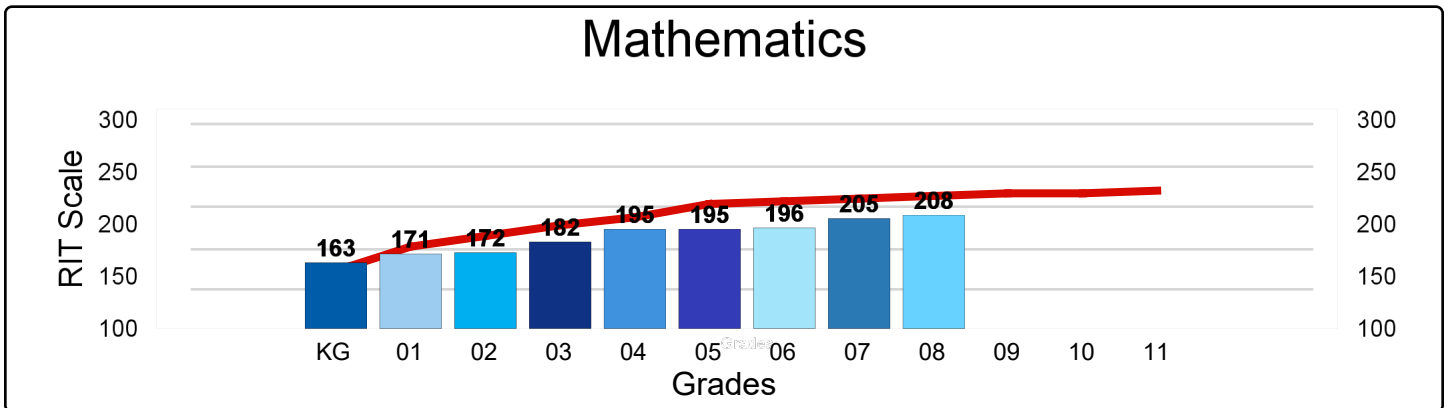
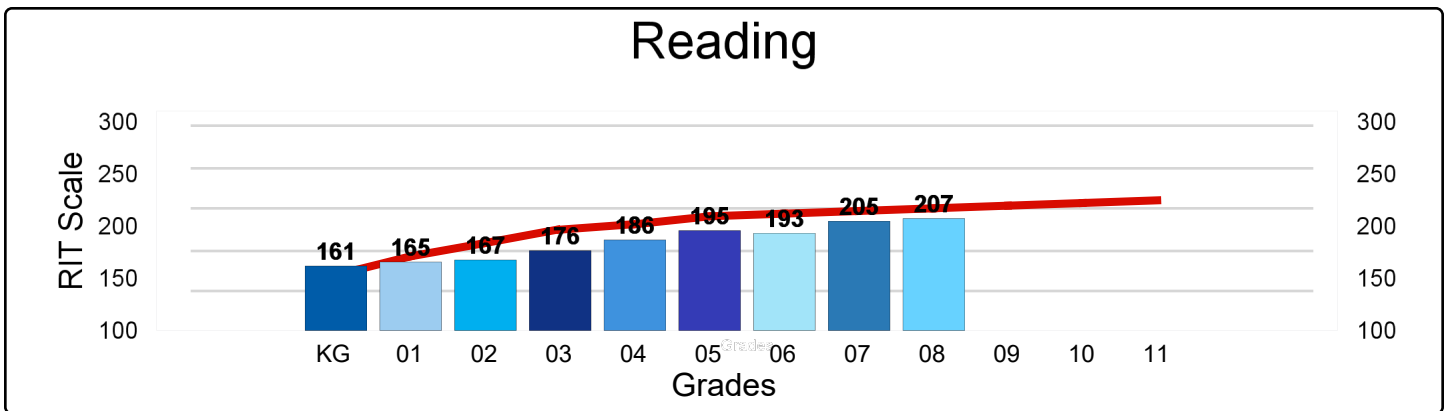
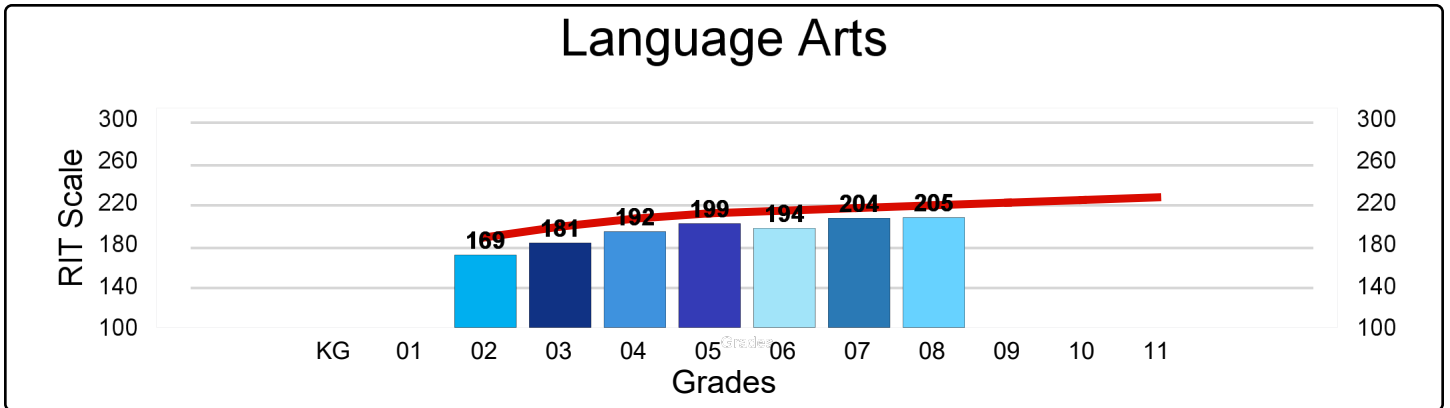
M-Step 2016-17 Proficiency



King, John R. Academic and Performing Arts Academy

NWEA MAP Spring 2017 - Average RIT Score

National Norm 



King, John R. Academic and Performing Arts Academy

Percentage of Student Meeting Growth Expectation Targets

