

Spain Elementary-Middle School

School Year	2017-2018
District Code	82015
State Code	03558
DPS Code	215
From EAA	No
Voting District	1
Status	Active/Open
Emphasis	Gen Ed
Entity Type	LEA-School
Alt Services	
Title 1 Status	

School Configuration 2017-18																	
PK	KG	01	02	03	04	05	06	07	08	09	10	11	12	GE	Alt	CTE	SE
<input checked="" type="checkbox"/>	<input checked="" type="checkbox"/>	<input checked="" type="checkbox"/>	<input checked="" type="checkbox"/>	<input checked="" type="checkbox"/>	<input checked="" type="checkbox"/>	<input checked="" type="checkbox"/>	<input checked="" type="checkbox"/>	<input checked="" type="checkbox"/>	<input checked="" type="checkbox"/>	<input type="checkbox"/>	<input type="checkbox"/>	<input type="checkbox"/>	<input type="checkbox"/>	<input checked="" type="checkbox"/>	<input type="checkbox"/>	<input type="checkbox"/>	<input checked="" type="checkbox"/>
K - 8, PK, Spec Ed																	
School Address														3700 Beaubien Street Detroit, MI 48201-2118			
Main Telephone														(313) 494-2081			
Main Fax														(313) 494-1508			
Principal														Frederick Cannon			
Principal Email														frederick.cannon@detroitk12.org			
Principal Leader														Rebeca Luna			
Superintendent																	
Superintendent Phone																	

Attendance 2016-17		
Attendance Rate	# Chronically Absent	% Chronically Absent
85.7%	232	61.4%

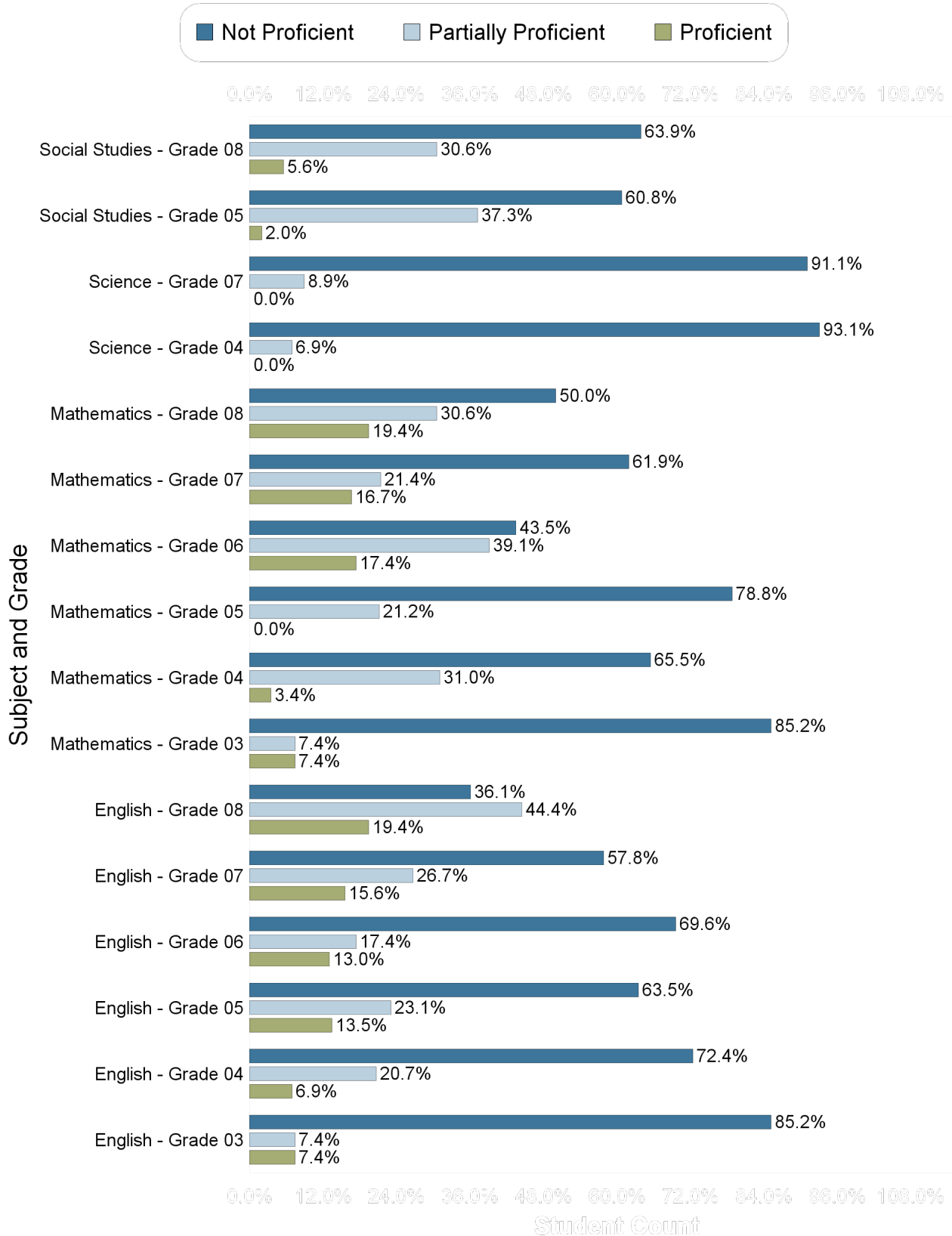
Mobility 2016-17			
Total Headcount	Incoming	Mobile Students	Stable Students
337	23	32	305

Graduation/Dropout Rate 2016-17							
	Cohort N	Graduation N	GED	Graduation Rate	Drop N	Drop Rate	Off Track
4 Year Cohort	n/a	n/a	n/a	n/a	n/a	n/a	n/a
5 Year Cohort	n/a	n/a	n/a	n/a	n/a	n/a	n/a
6 Year Cohort	n/a	n/a	n/a	n/a	n/a	n/a	n/a

Enrollment as of June 2018																
Sub Groups	Grades															Total
	PK	KG	01	02	03	04	05	06	07	08	09	10	11	12	14	
All Students	59	44	47	49	40	24	32	52	32	45						365
Gender																
Female	38	21	23	22	20	10	16	27	21	22						182
Male	21	23	24	27	20	14	16	25	11	23						183
Ethnicity																
AM					1		1									2
AS																
BL	57	44	46	49	39	24	30	52	32	45						361
HI																
HP																
TR																
WH	2		1				1									2
Other Groups																
SE	2	2	7	6	5	4	3	13	3	3						46
LEP							1									1
ED	30	36	36	44	34	20	26	41	27	35						299


Spain Elementary-Middle School

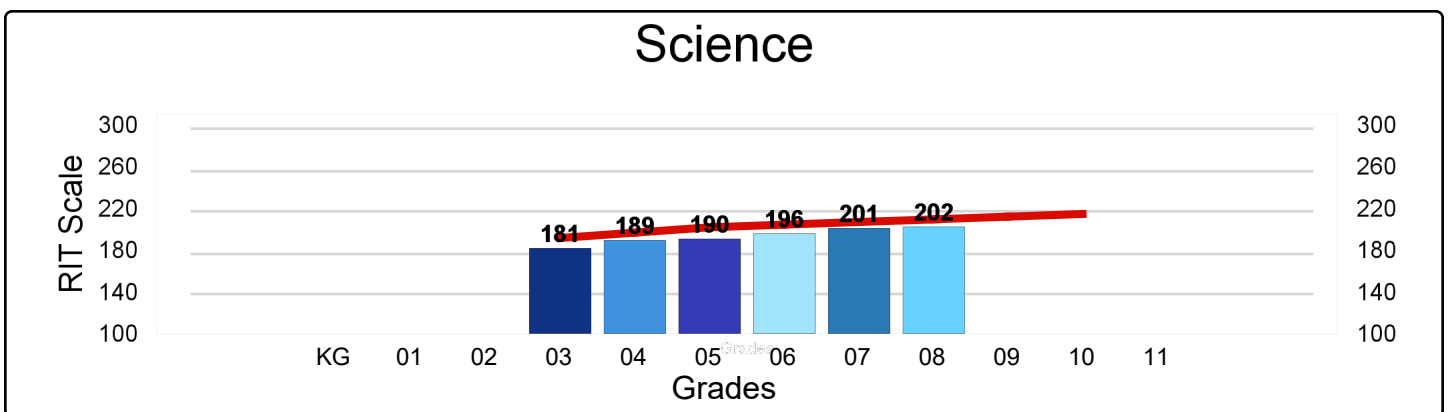
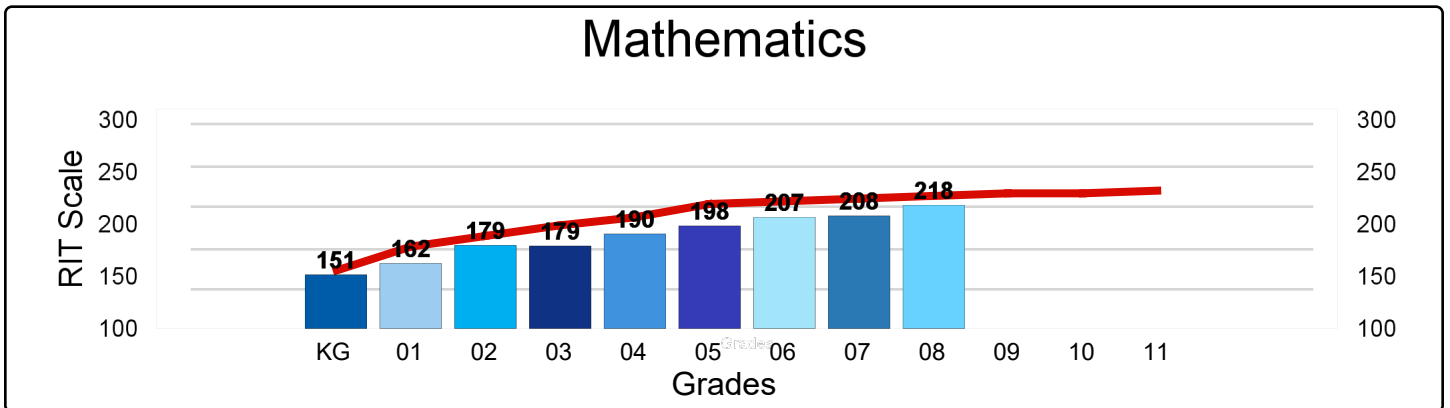
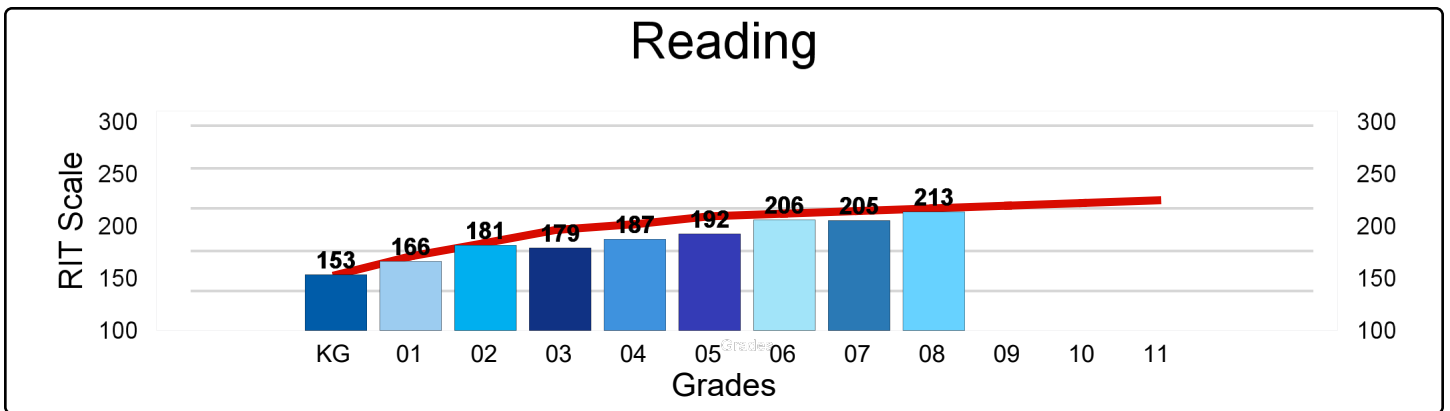
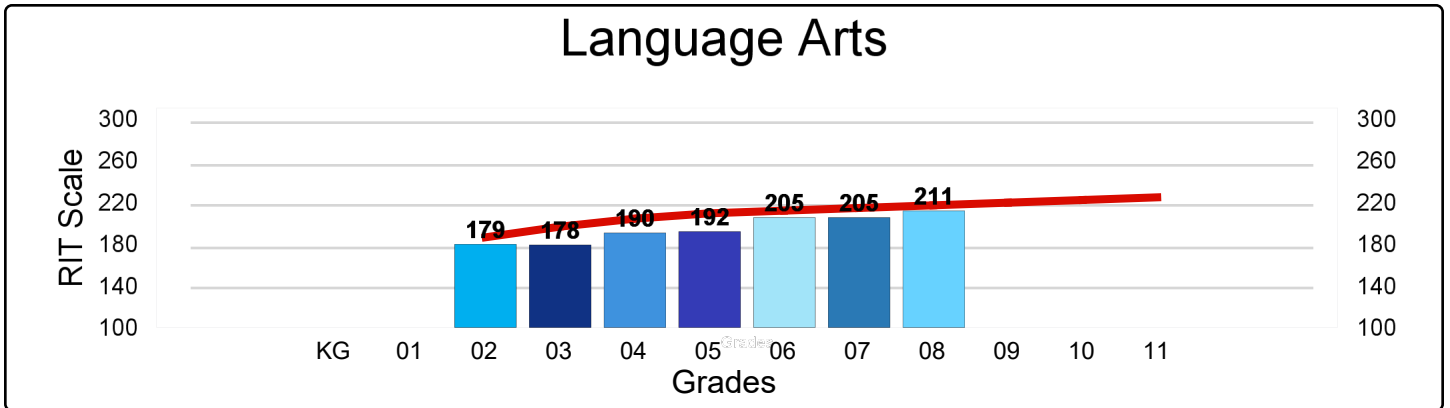
M-Step 2016-17 Proficiency



Spain Elementary-Middle School

NWEA MAP Spring 2017 - Average RIT Score

National Norm 



Spain Elementary-Middle School

Percentage of Student Meeting Growth Expectation Targets

