

Mark Twain Elementary-Middle School

School Year	2017-2018
District Code	82015
State Code	02383
DPS Code	235
From EAA	No
Voting District	2
Status	Active/Open
Emphasis	Gen Ed
Entity Type	LEA-School
Alt Services	
Title 1 Status	

School Configuration 2017-18																	
PK	KG	01	02	03	04	05	06	07	08	09	10	11	12	GE	Alt	CTE	SE
<input checked="" type="checkbox"/>	<input checked="" type="checkbox"/>	<input checked="" type="checkbox"/>	<input checked="" type="checkbox"/>	<input checked="" type="checkbox"/>	<input checked="" type="checkbox"/>	<input checked="" type="checkbox"/>	<input checked="" type="checkbox"/>	<input checked="" type="checkbox"/>	<input checked="" type="checkbox"/>	<input type="checkbox"/>	<input type="checkbox"/>	<input type="checkbox"/>	<input type="checkbox"/>	<input checked="" type="checkbox"/>	<input type="checkbox"/>	<input type="checkbox"/>	<input checked="" type="checkbox"/>
K - 8, PK, Spec Ed																	
School Address														12800 Visger Street			
														Detroit, MI 48217-1056			
Main Telephone														(313) 386-5530			
Main Fax														(313) 386-1276			
Principal														Mumtaz Haque			
Principal Email														mumtaz.haque@detroitk12.org			
Principal Leader														Rebeca Luna			
Superintendent																	
Superintendent Phone																	

Attendance 2016-17		
Attendance Rate	# Chronically Absent	% Chronically Absent
87.3%	158	54.3%

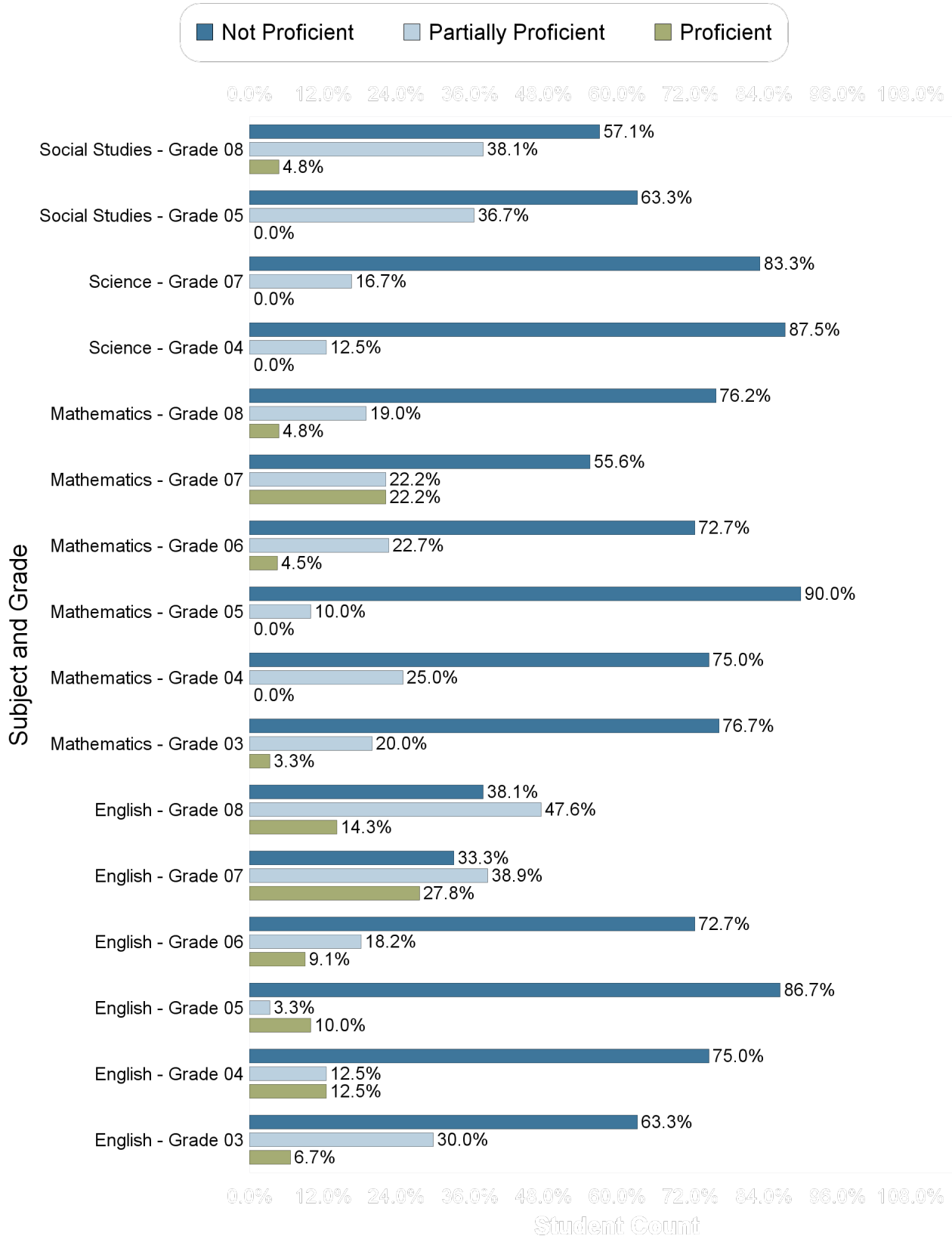
Mobility 2016-17			
Total Headcount	Incoming	Mobile Students	Stable Students
243	26	39	204

Graduation/Dropout Rate 2016-17							
	Cohort N	Graduation N	GED	Graduation Rate	Drop N	Drop Rate	Off Track
4 Year Cohort	n/a	n/a	n/a	n/a	n/a	n/a	n/a
5 Year Cohort	n/a	n/a	n/a	n/a	n/a	n/a	n/a
6 Year Cohort	n/a	n/a	n/a	n/a	n/a	n/a	n/a

Enrollment as of June 2018																
Sub Groups	Grades															Total
	PK	KG	01	02	03	04	05	06	07	08	09	10	11	12	14	
All Students	16	29	33	41	14	27	19	22	18	17						220
Gender																
Female	8	18	19	22	8	10	13	8	7	5						110
Male	8	11	14	19	6	17	6	14	11	12						110
Ethnicity																
AM																
AS																
BL	14	27	29	35	13	24	18	20	18	15						199
HI	2	2	3	6	1	2		1		2						17
HP																
TR																
WH			1			1	1	1								4
Other Groups																
SE		1	6	7	3	4	4	2	3	2						32
LEP		1	2	6	1	2		1		2						15
ED	10	23	23	37	13	21	15	19	13	11						175


Mark Twain Elementary-Middle School

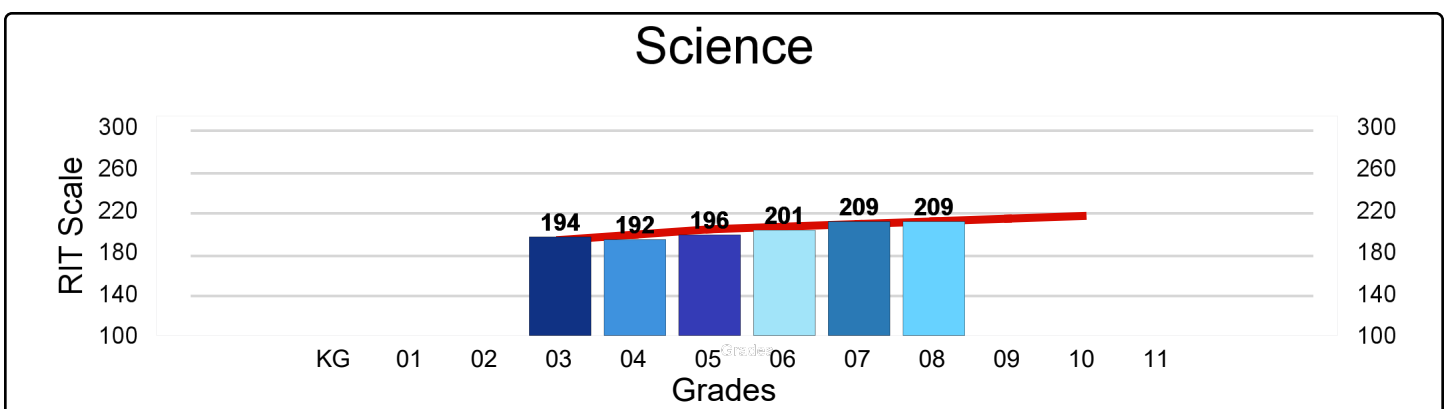
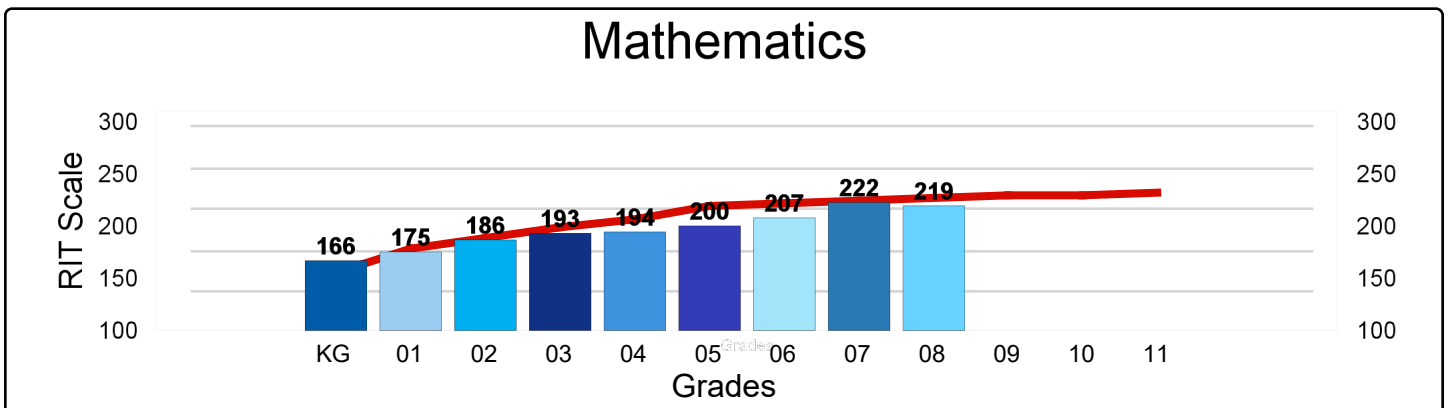
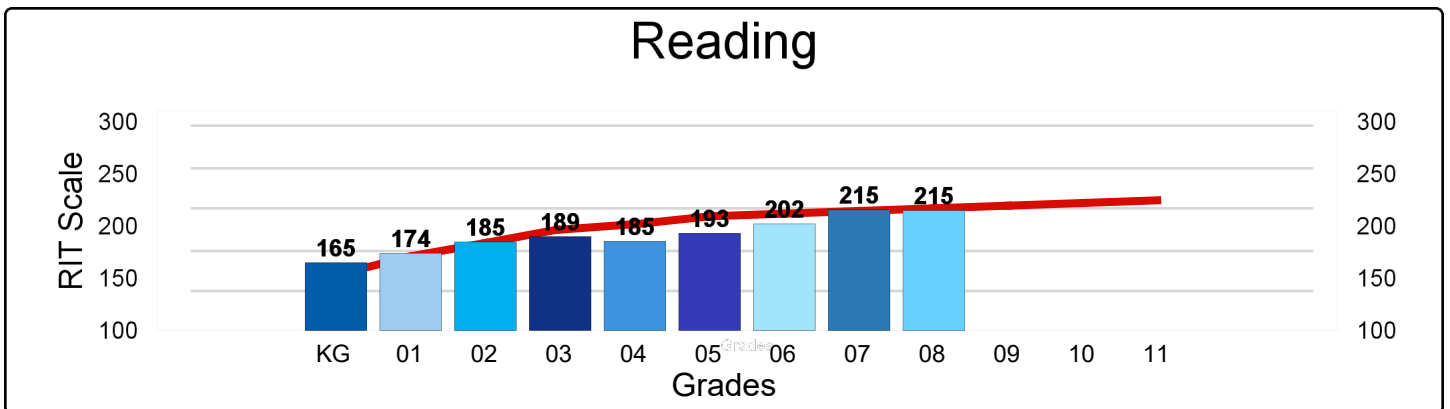
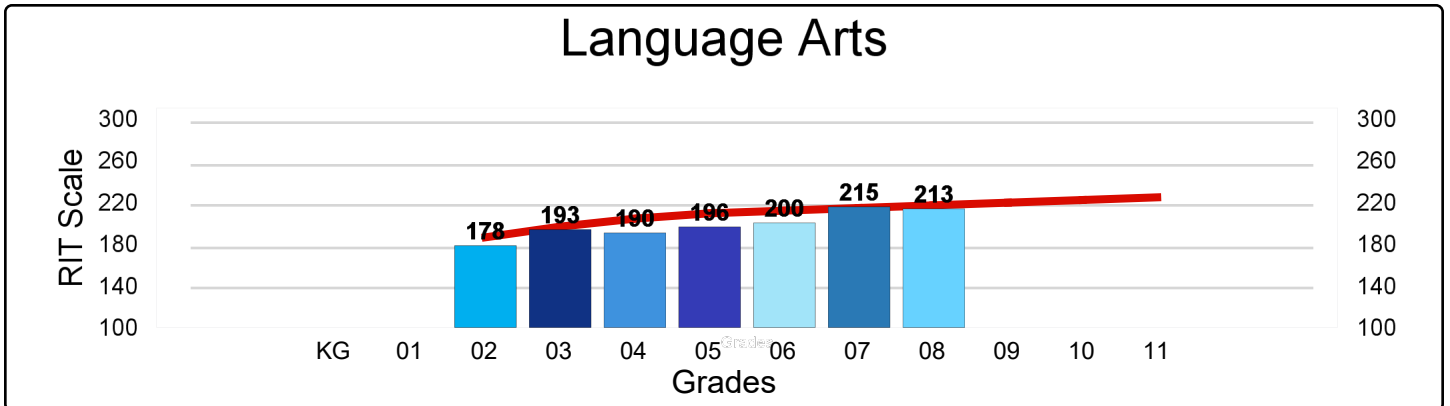
M-Step 2016-17 Proficiency



Mark Twain Elementary-Middle School

NWEA MAP Spring 2017 - Average RIT Score

National Norm 



Mark Twain Elementary-Middle School

Percentage of Student Meeting Growth Expectation Targets

