

Marquette Elementary-Middle School

School Year	2017-2018
District Code	82015
State Code	02390
DPS Code	236
From EAA	No
Voting District	7
Status	Active/Open
Emphasis	Gen Ed
Entity Type	LEA-School
Alt Services	
Title 1 Status	

School Configuration 2017-18																	
PK	KG	01	02	03	04	05	06	07	08	09	10	11	12	GE	Alt	CTE	SE
<input checked="" type="checkbox"/>	<input checked="" type="checkbox"/>	<input checked="" type="checkbox"/>	<input checked="" type="checkbox"/>	<input checked="" type="checkbox"/>	<input checked="" type="checkbox"/>	<input checked="" type="checkbox"/>	<input checked="" type="checkbox"/>	<input checked="" type="checkbox"/>	<input checked="" type="checkbox"/>	<input type="checkbox"/>	<input type="checkbox"/>	<input type="checkbox"/>	<input type="checkbox"/>	<input checked="" type="checkbox"/>	<input type="checkbox"/>	<input type="checkbox"/>	<input checked="" type="checkbox"/>
K - 8, PK, Spec Ed																	
School Address										6145 Canyon Street Detroit, MI 48236-2009							
Main Telephone										(313) 417-9360							
Main Fax										(313) 881-3398							
Principal										Deborah Sinclair							
Principal Email										deborah.sinclair@detroitk12.org							
Principal Leader										Ricky Fountain							
Superintendent																	
Superintendent Phone																	

Attendance 2016-17		
Attendance Rate	# Chronically Absent	% Chronically Absent
78.0%	536	78.8%

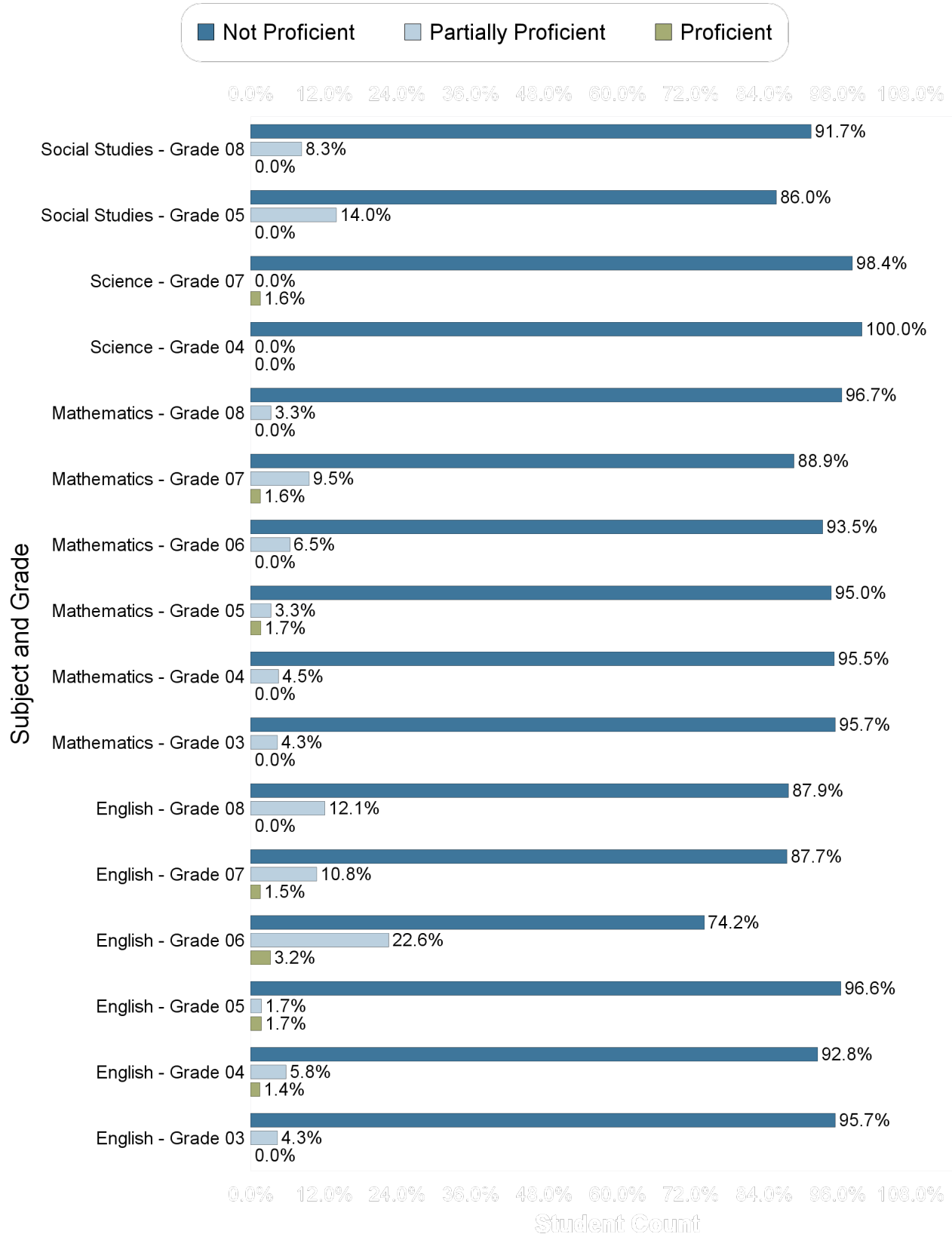
Mobility 2016-17			
Total Headcount	Incoming	Mobile Students	Stable Students
521	98	99	422

Graduation/Dropout Rate 2016-17							
	Cohort N	Graduation N	GED	Graduation Rate	Drop N	Drop Rate	Off Track
4 Year Cohort	n/a	n/a	n/a	n/a	n/a	n/a	n/a
5 Year Cohort	n/a	n/a	n/a	n/a	n/a	n/a	n/a
6 Year Cohort	n/a	n/a	n/a	n/a	n/a	n/a	n/a

Enrollment as of June 2018																
Sub Groups	Grades															
	PK	KG	01	02	03	04	05	06	07	08	09	10	11	12	14	Total
All Students	54	48	46	55	59	50	67	71	68	57						521
Gender																
Female	31	22	25	32	27	24	23	31	24	25						233
Male	23	26	21	23	32	26	44	40	44	32						288
Ethnicity																
AM																
AS						1										1
BL	54	47	46	55	59	48	66	70	66	57						514
HI						1			1							2
HP							1									1
TR																
WH		1						1	1							3
Other Groups																
SE	3	5	2	5	5	11	6	15	19	13						81
LEP						2			1							3
ED	32	44	43	52	56	48	60	66	60	47						476


Marquette Elementary-Middle School

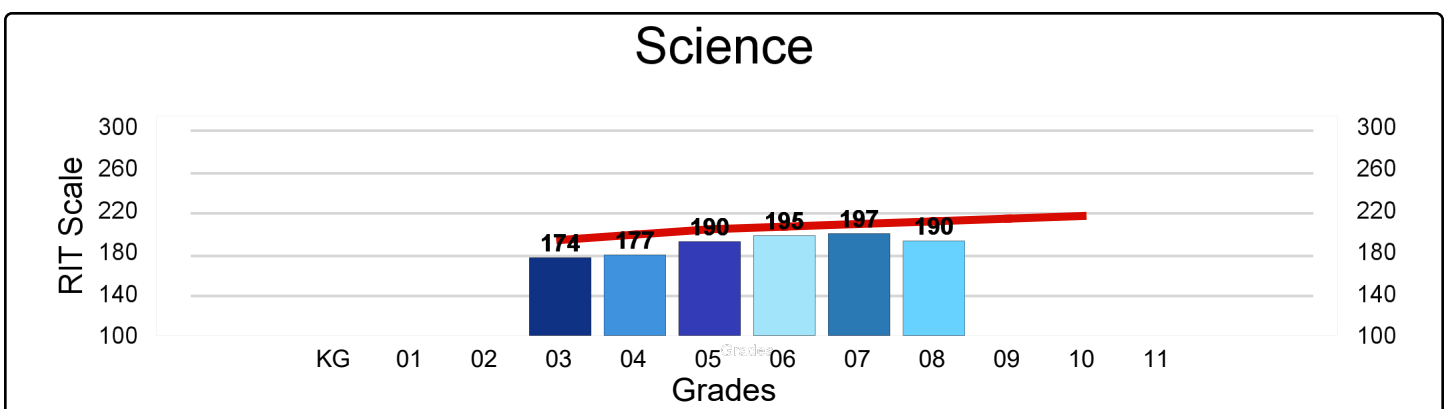
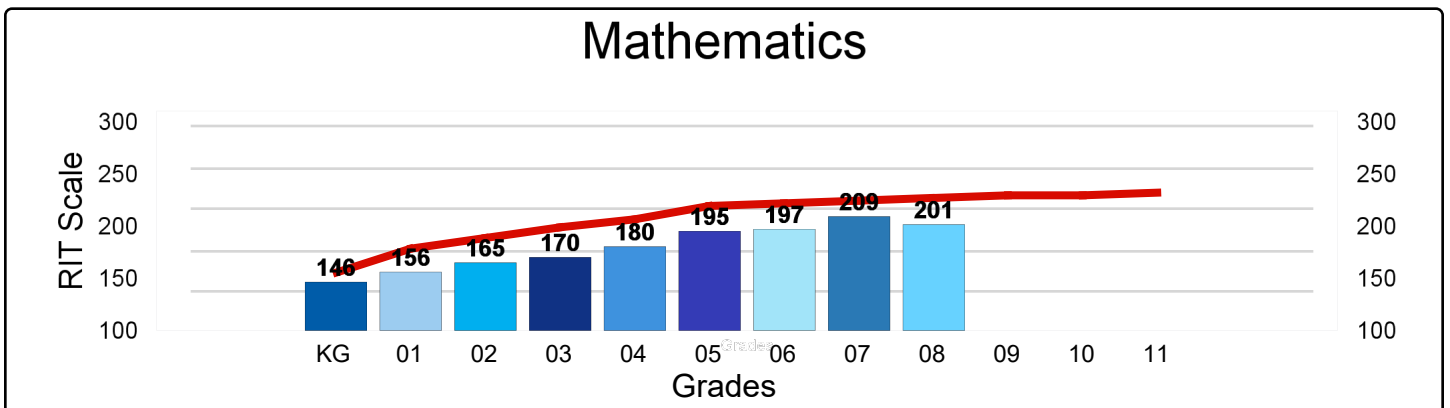
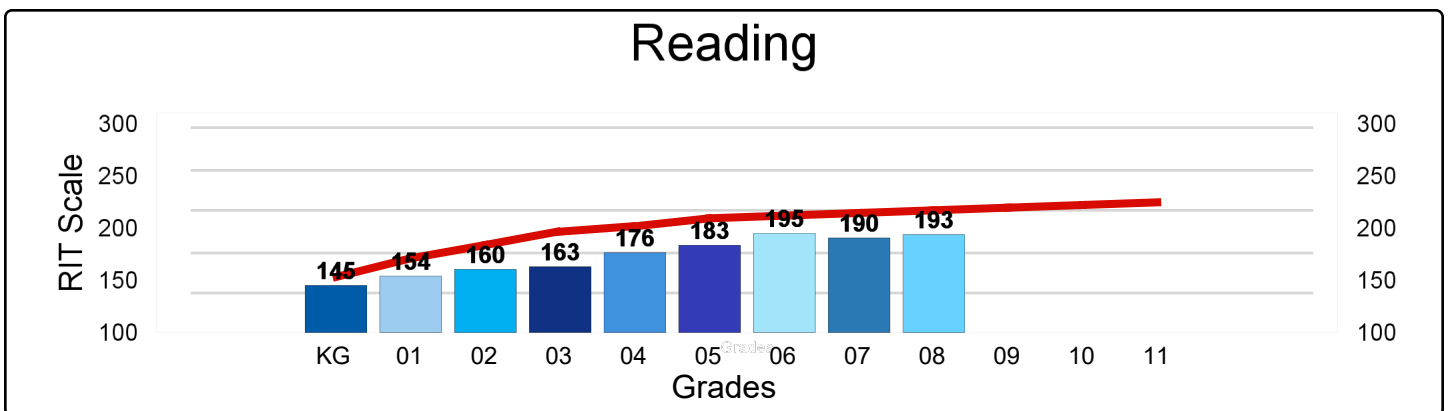
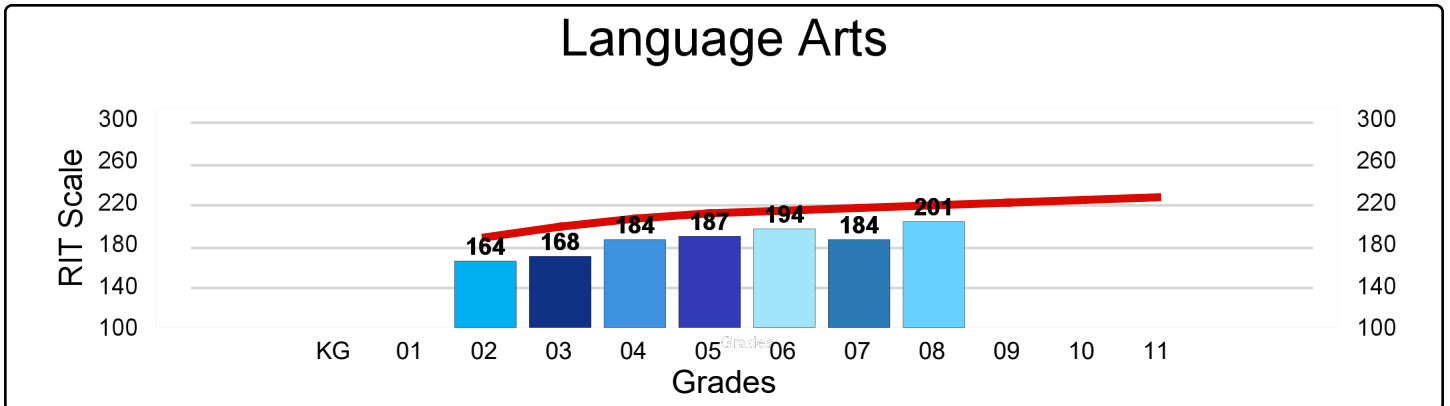
M-Step 2016-17 Proficiency



Marquette Elementary-Middle School

NWEA MAP Spring 2017 - Average RIT Score

National Norm 



Marquette Elementary-Middle School

Percentage of Student Meeting Growth Expectation Targets

