

Detroit City West Side Academy for Leadership Development

| | |
|-----------------|-------------|
| School Year | 2017-2018 |
| District Code | 82015 |
| State Code | 08929 |
| DPS Code | 269 |
| From EAA | No |
| Voting District | 2 |
| Status | Active/Open |
| Emphasis | Alt Ed |
| Entity Type | LEA-School |
| Alt Services | |
| Title 1 Status | |

| School Configuration 2017-18 | | | | | | | | | | | | | | | | | |
|------------------------------|--------------------------|--------------------------|--------------------------|--------------------------|--------------------------|--------------------------|--------------------------|--------------------------|--------------------------|-------------------------------------|-------------------------------------|-------------------------------------|-------------------------------------|-------------------------------------|-------------------------------------|-------------------------------------|-------------------------------------|
| PK | KG | 01 | 02 | 03 | 04 | 05 | 06 | 07 | 08 | 09 | 10 | 11 | 12 | GE | Alt | CTE | SE |
| <input type="checkbox"/> | <input type="checkbox"/> | <input type="checkbox"/> | <input type="checkbox"/> | <input type="checkbox"/> | <input type="checkbox"/> | <input type="checkbox"/> | <input type="checkbox"/> | <input type="checkbox"/> | <input type="checkbox"/> | <input checked="" type="checkbox"/> | <input checked="" type="checkbox"/> | <input checked="" type="checkbox"/> | <input checked="" type="checkbox"/> | <input checked="" type="checkbox"/> | <input checked="" type="checkbox"/> | <input checked="" type="checkbox"/> | <input checked="" type="checkbox"/> |
| 9 - 12, Spec Ed, Alt Ed, CTE | | | | | | | | | | | | | | | | | |
| School Address | | | | | | | | | | 4701 McKinley Detroit, MI 48208 | | | | | | | |
| Main Telephone | | | | | | | | | | (313) 456-8000 | | | | | | | |
| Main Fax | | | | | | | | | | (313) 456-8001 | | | | | | | |
| Principal | | | | | | | | | | Andrea Ford-Ayler | | | | | | | |
| Principal Email | | | | | | | | | | andrea.ford-ayler@detroitk12.org | | | | | | | |
| Principal Leader | | | | | | | | | | Rebeca Luna | | | | | | | |
| Superintendent | | | | | | | | | | | | | | | | | |
| Superintendent Phone | | | | | | | | | | | | | | | | | |

| Attendance 2016-17 | | |
|--------------------|----------------------|----------------------|
| Attendance Rate | # Chronically Absent | % Chronically Absent |
| 69.1% | 597 | 87.9% |

| Mobility 2016-17 | | | |
|------------------|------------|-----------------|-----------------|
| Total Headcount | Incoming | Mobile Students | Stable Students |
| 484 | 120 | 157 | 327 |

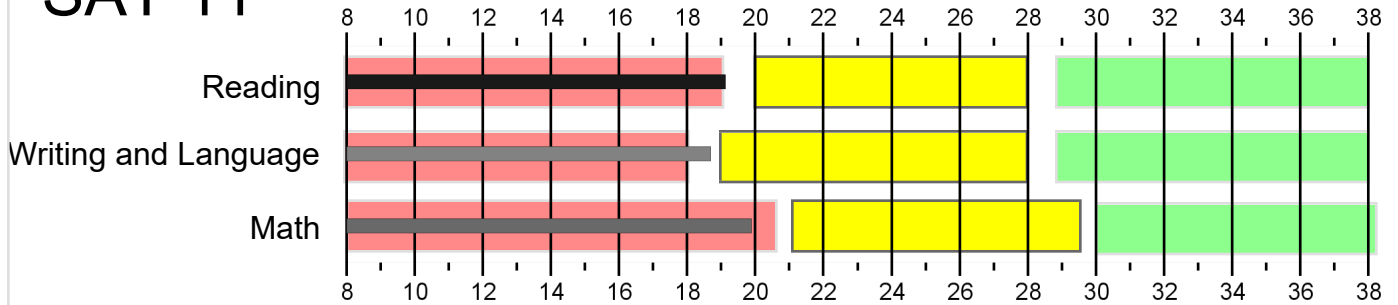
| Graduation/Dropout Rate 2016-17 | | | | | | | |
|---------------------------------|------------|--------------|----------|-----------------|-----------|---------------|-----------|
| | Cohort N | Graduation N | GED | Graduation Rate | Drop N | Drop Rate | Off Track |
| 4 Year Cohort | 108 | 45 | 0 | 41.67% | 33 | 30.56% | 30 |
| 5 Year Cohort | 121 | 63 | 0 | 52.07% | 48 | 39.67% | 10 |
| 6 Year Cohort | 118 | 62 | 0 | 52.54% | 54 | 45.76% | 2 |

| Enrollment as of June 2018 | | | | | | | | | | | | | | | | |
|----------------------------|--------|----|----|----|----|----|----|----|----|----|-----|----|----|----|----|-------|
| Sub Groups | Grades | | | | | | | | | | | | | | | Total |
| | PK | KG | 01 | 02 | 03 | 04 | 05 | 06 | 07 | 08 | 09 | 10 | 11 | 12 | 14 | |
| All Students | | | | | | | | | | | 347 | 59 | 14 | 26 | | 446 |
| Gender | | | | | | | | | | | | | | | | |
| Female | | | | | | | | | | | 139 | 28 | 7 | 9 | | 183 |
| Male | | | | | | | | | | | 208 | 31 | 7 | 17 | | 263 |
| Ethnicity | | | | | | | | | | | | | | | | |
| AM | | | | | | | | | | | 1 | | | | | 1 |
| AS | | | | | | | | | | | | | | | | |
| BL | | | | | | | | | | | 337 | 59 | 14 | 24 | | 434 |
| HI | | | | | | | | | | | 6 | | | 2 | | 8 |
| HP | | | | | | | | | | | | | | | | |
| TR | | | | | | | | | | | | | | | | |
| WH | | | | | | | | | | | 3 | | | | | 3 |
| Other Groups | | | | | | | | | | | | | | | | |
| SE | | | | | | | | | | | 64 | 11 | 2 | 7 | | 84 |
| LEP | | | | | | | | | | | 5 | | | 1 | | 6 |
| ED | | | | | | | | | | | 324 | 53 | 9 | 21 | | 407 |

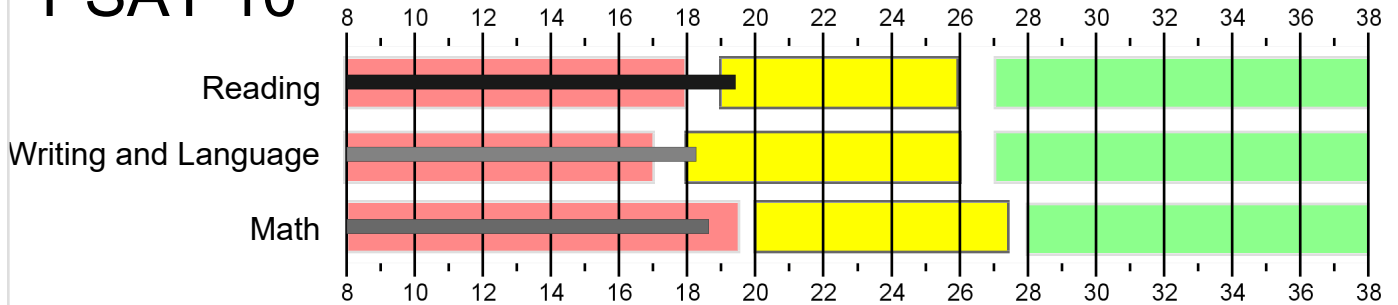
Detroit City West Side Academy for Leadership Development

- On track for college readiness.
- Close to being on track fro college readiness; continue to strengthen skills.
- Need to strengthen skills.

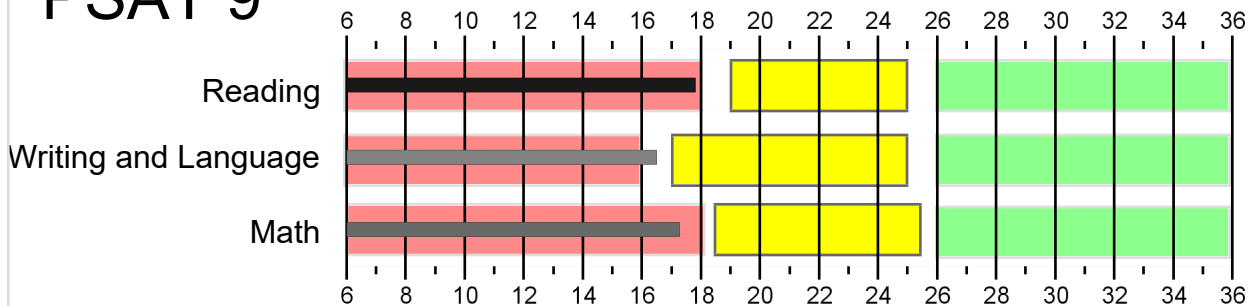
SAT 11



PSAT 10



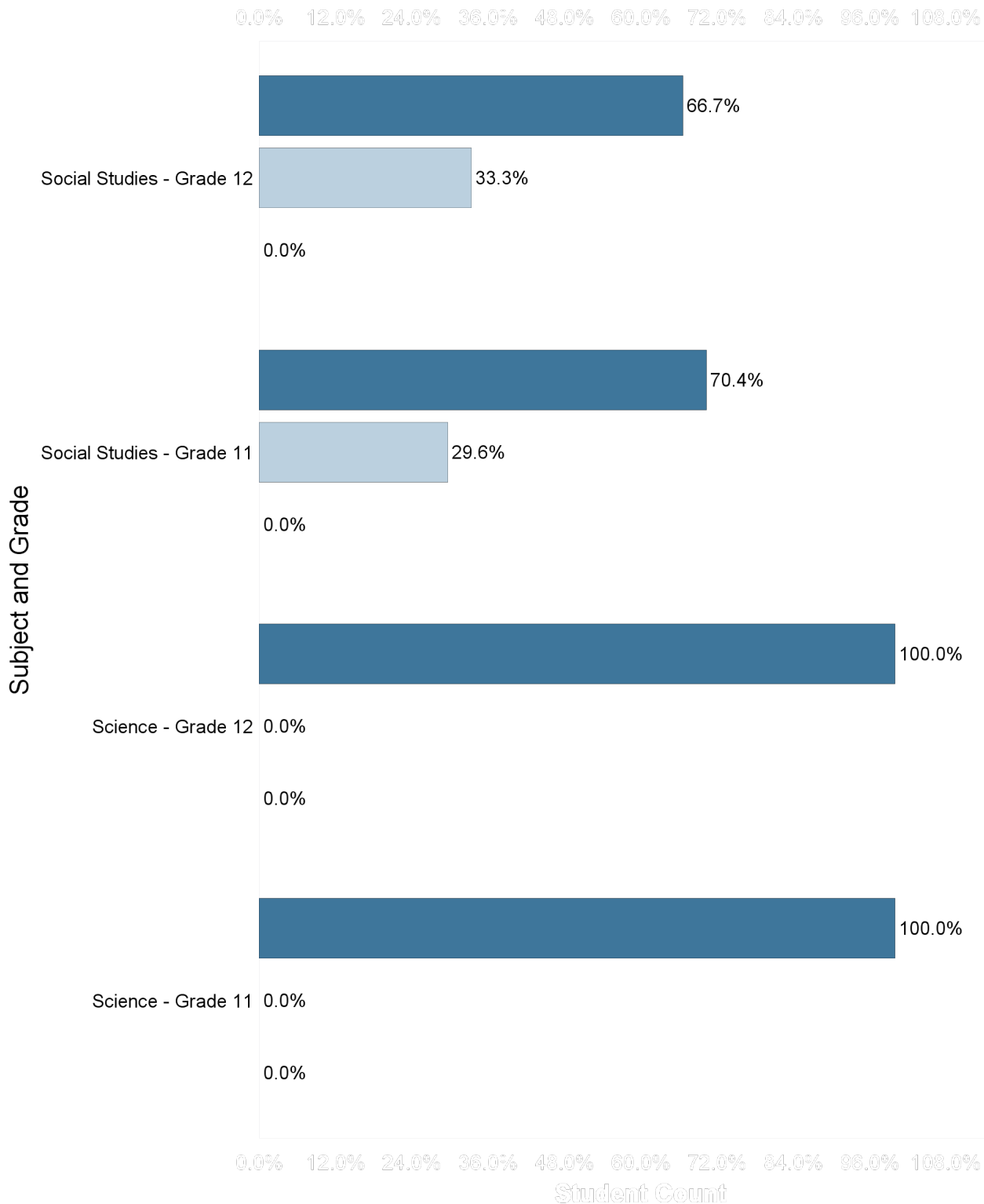
PSAT 9



Detroit City West Side Academy for Leadership Development


M-Step 2016-17 Proficiency

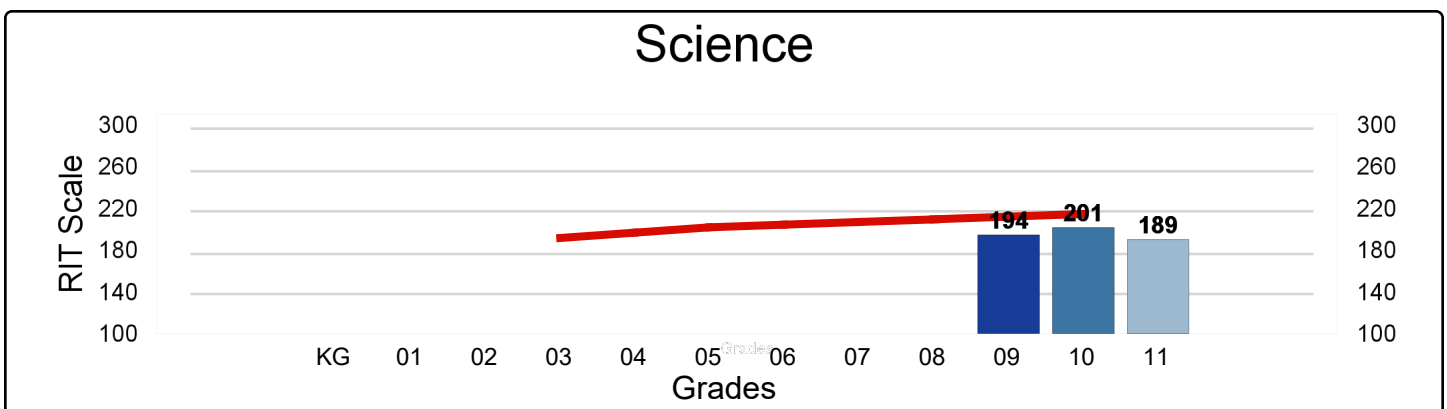
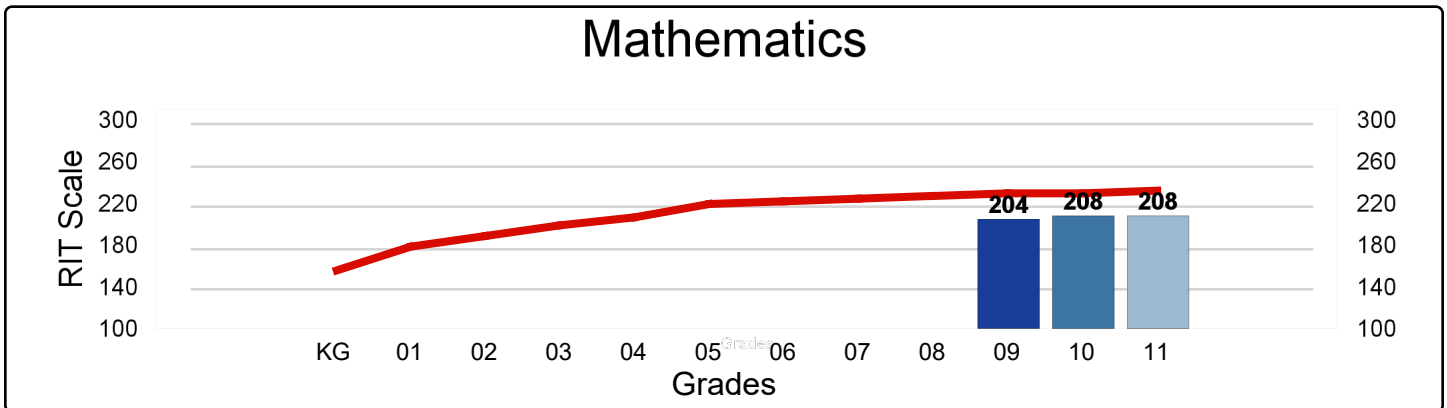
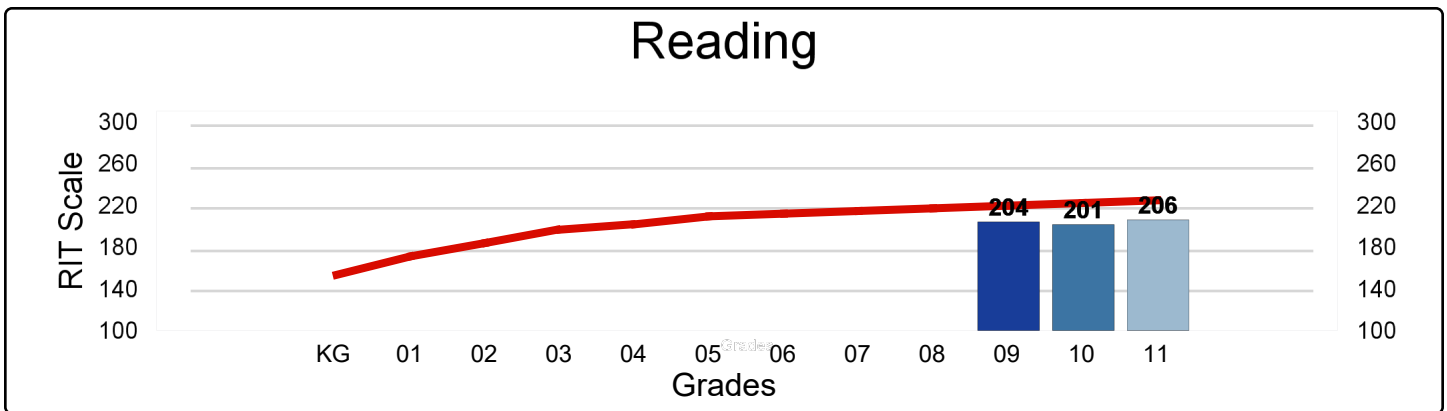
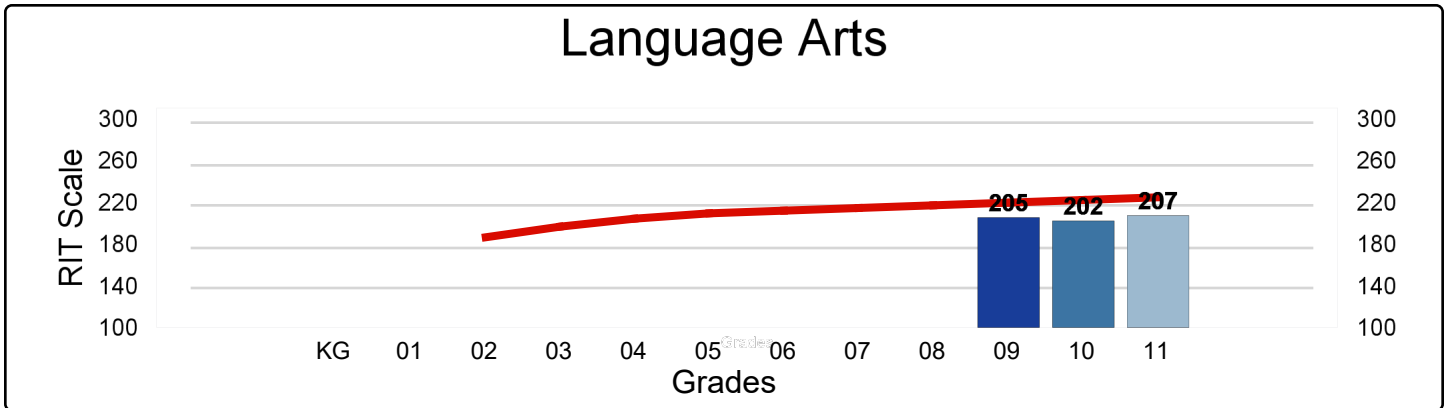
■ Not Proficient ■ Partially Proficient ■ Proficient



Detroit City West Side Academy for Leadership Development

NWEA MAP Spring 2017 - Average RIT Score

National Norm 



Detroit City West Side Academy for Leadership Development

Percentage of Student Meeting Growth Expectation Targets

