

Nichols Elementary-Middle School

| | |
|-----------------|-------------|
| School Year | 2017-2018 |
| District Code | 82015 |
| State Code | 02703 |
| DPS Code | 273 |
| From EAA | No |
| Voting District | 7 |
| Status | Active/Open |
| Emphasis | Gen Ed |
| Entity Type | LEA-School |
| Alt Services | |
| Title 1 Status | |

| School Configuration 2017-18 | | | | | | | | | | | | | | | | | |
|-------------------------------------|-------------------------------------|-------------------------------------|-------------------------------------|-------------------------------------|-------------------------------------|-------------------------------------|-------------------------------------|-------------------------------------|-------------------------------------|--------------------------|--------------------------|--------------------------|--------------------------|-------------------------------------|--------------------------|--------------------------|-------------------------------------|
| PK | KG | 01 | 02 | 03 | 04 | 05 | 06 | 07 | 08 | 09 | 10 | 11 | 12 | GE | Alt | CTE | SE |
| <input checked="" type="checkbox"/> | <input checked="" type="checkbox"/> | <input checked="" type="checkbox"/> | <input checked="" type="checkbox"/> | <input checked="" type="checkbox"/> | <input checked="" type="checkbox"/> | <input checked="" type="checkbox"/> | <input checked="" type="checkbox"/> | <input checked="" type="checkbox"/> | <input checked="" type="checkbox"/> | <input type="checkbox"/> | <input type="checkbox"/> | <input type="checkbox"/> | <input type="checkbox"/> | <input checked="" type="checkbox"/> | <input type="checkbox"/> | <input type="checkbox"/> | <input checked="" type="checkbox"/> |
| K - 8, PK, Spec Ed | | | | | | | | | | | | | | | | | |
| School Address | | | | | | | | | | | | | | 3000 Burns Street | | | |
| | | | | | | | | | | | | | | Detroit, MI 48214-1874 | | | |
| Main Telephone | | | | | | | | | | | | | | (313) 852-0800 | | | |
| Main Fax | | | | | | | | | | | | | | (313) 852-0811 | | | |
| Principal | | | | | | | | | | | | | | Regina Haywood | | | |
| Principal Email | | | | | | | | | | | | | | regina.haywood@detroitk12.org | | | |
| Principal Leader | | | | | | | | | | | | | | Leenet Campbell-Williams | | | |
| Superintendent | | | | | | | | | | | | | | | | | |
| Superintendent Phone | | | | | | | | | | | | | | | | | |

| Attendance 2016-17 | | |
|--------------------|----------------------|----------------------|
| Attendance Rate | # Chronically Absent | % Chronically Absent |
| 84.8% | 183 | 59.6% |

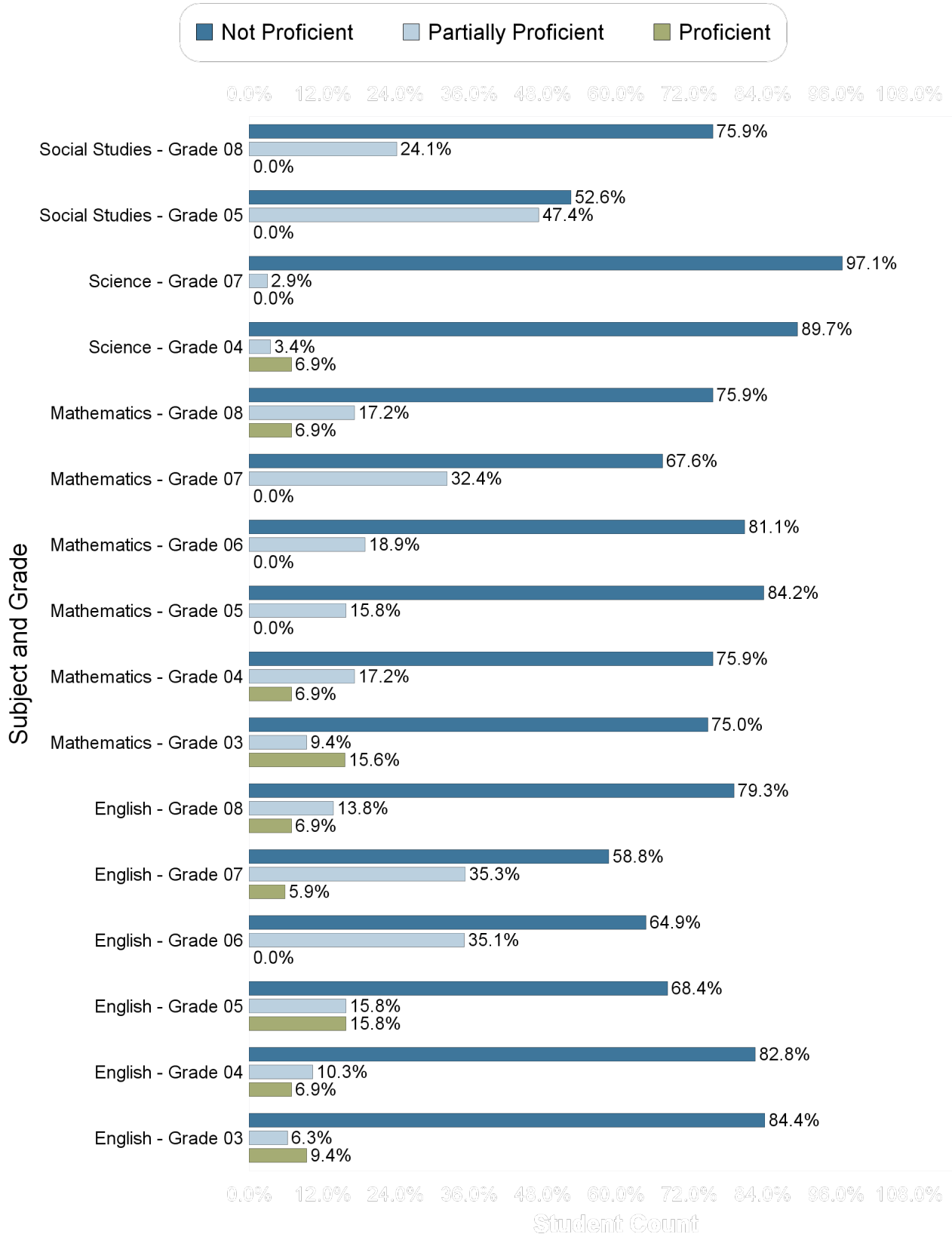
| Mobility 2016-17 | | | |
|------------------|-----------|-----------------|-----------------|
| Total Headcount | Incoming | Mobile Students | Stable Students |
| 256 | 35 | 19 | 237 |

| Graduation/Dropout Rate 2016-17 | | | | | | | |
|---------------------------------|----------|--------------|-----|-----------------|--------|-----------|-----------|
| | Cohort N | Graduation N | GED | Graduation Rate | Drop N | Drop Rate | Off Track |
| 4 Year Cohort | n/a | n/a | n/a | n/a | n/a | n/a | n/a |
| 5 Year Cohort | n/a | n/a | n/a | n/a | n/a | n/a | n/a |
| 6 Year Cohort | n/a | n/a | n/a | n/a | n/a | n/a | n/a |

| Enrollment as of June 2018 | | | | | | | | | | | | | | | | |
|----------------------------|--------|----|----|----|----|----|----|----|----|----|----|----|----|----|----|-------|
| Sub Groups | Grades | | | | | | | | | | | | | | | Total |
| | PK | KG | 01 | 02 | 03 | 04 | 05 | 06 | 07 | 08 | 09 | 10 | 11 | 12 | 14 | |
| All Students | 9 | 27 | 30 | 26 | 36 | 31 | 32 | 29 | 37 | 40 | | | | | | 288 |
| Gender | | | | | | | | | | | | | | | | |
| Female | 2 | 12 | 14 | 12 | 20 | 19 | 12 | 10 | 21 | 25 | | | | | | 145 |
| Male | 7 | 15 | 16 | 14 | 16 | 12 | 20 | 19 | 16 | 15 | | | | | | 143 |
| Ethnicity | | | | | | | | | | | | | | | | |
| AM | | | | | | | | | | | | | | | | |
| AS | 1 | | | | | | | | | | | | | | | |
| BL | 8 | 26 | 30 | 25 | 36 | 29 | 30 | 29 | 37 | 40 | | | | | | 282 |
| HI | | | | | | | | | | | | | | | | |
| HP | | | | | | | | | | | | | | | | |
| TR | | | | | | | | | | | | | | | | |
| WH | | 1 | | 1 | | 2 | 2 | | | | | | | | | 6 |
| Other Groups | | | | | | | | | | | | | | | | |
| SE | 9 | 2 | 5 | 6 | 6 | 1 | 6 | 5 | 6 | 10 | | | | | | 47 |
| LEP | | | | | | | | | | | | | | | | |
| ED | 8 | 21 | 22 | 24 | 31 | 26 | 27 | 24 | 33 | 35 | | | | | | 243 |


Nichols Elementary-Middle School

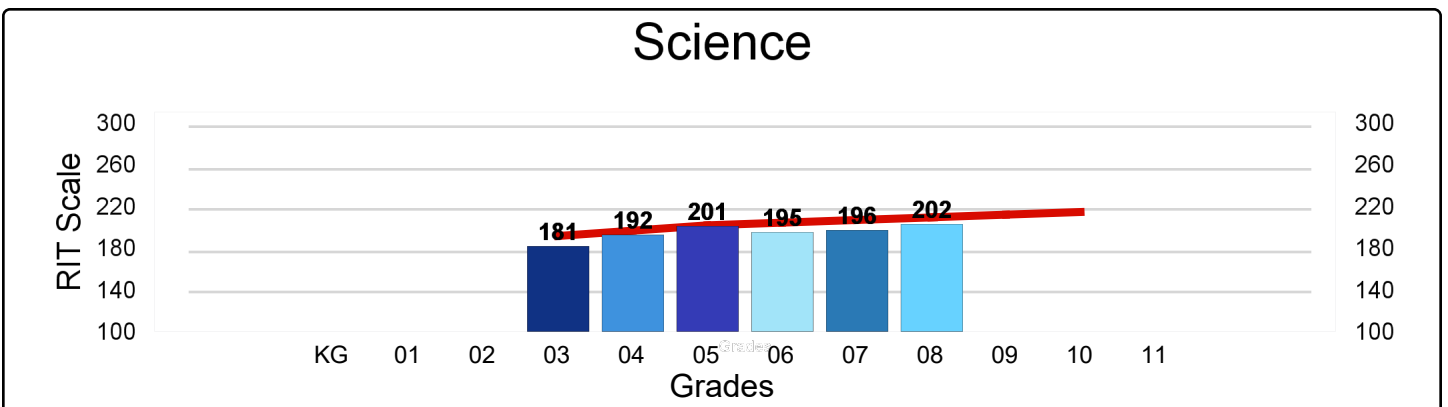
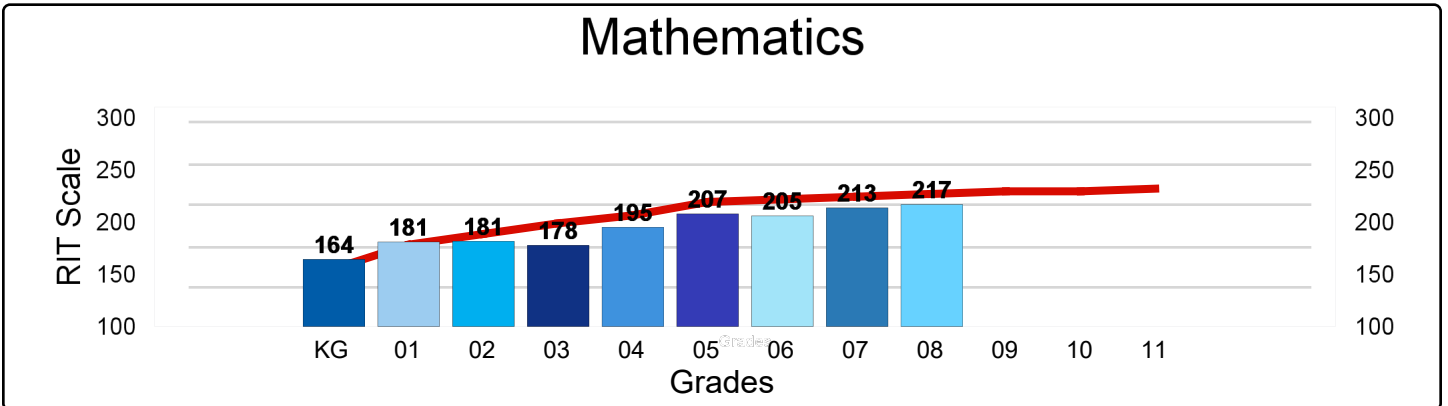
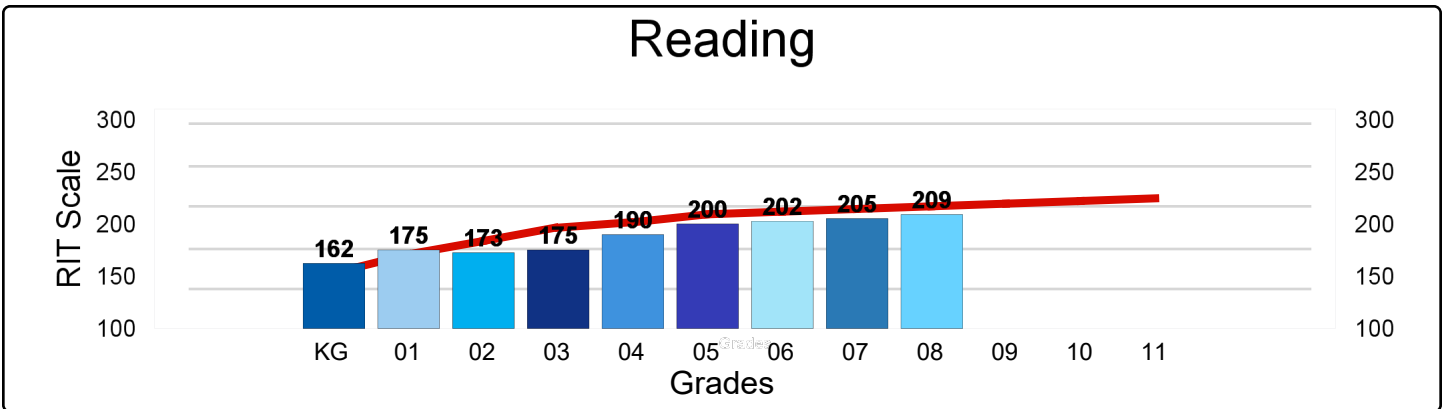
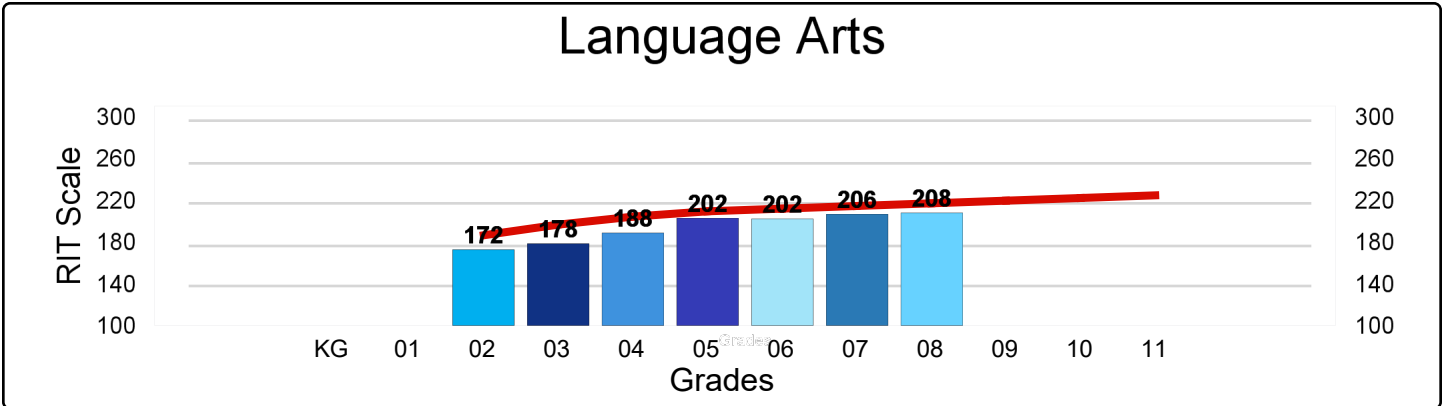
M-Step 2016-17 Proficiency



Nichols Elementary-Middle School

NWEA MAP Spring 2017 - Average RIT Score

National Norm 



Nichols Elementary-Middle School

Percentage of Student Meeting Growth Expectation Targets

