

Eastside Detroit Lions Academy

School Year	2017-2018
District Code	82015
State Code	08925
DPS Code	274
From EAA	No
Voting District	7
Status	Active/Open
Emphasis	Alt Ed
Entity Type	LEA-School
Alt Services	
Title 1 Status	

School Configuration 2017-18

PK	KG	01	02	03	04	05	06	07	08	09	10	11	12	GE	Alt	CTE	SE
<input type="checkbox"/>	<input type="checkbox"/>	<input type="checkbox"/>	<input type="checkbox"/>	<input type="checkbox"/>	<input type="checkbox"/>	<input type="checkbox"/>	<input checked="" type="checkbox"/>	<input checked="" type="checkbox"/>	<input checked="" type="checkbox"/>	<input type="checkbox"/>	<input type="checkbox"/>	<input type="checkbox"/>	<input type="checkbox"/>	<input checked="" type="checkbox"/>	<input checked="" type="checkbox"/>	<input type="checkbox"/>	<input checked="" type="checkbox"/>
6 - 8, Spec Ed, Alt Ed																	
School Address	10101 E. Canfield Detroit, MI 48214																
Main Telephone	(313) 852-9677																
Main Fax	(313) 852-9676																
Principal	Alean King																
Principal Email	alean.king@detroitk12.org																
Principal Leader	Nidia Ashby																
Superintendent																	
Superintendent Phone																	

Attendance 2016-17

Attendance Rate	# Chronically Absent	% Chronically Absent
60.8%	121	97.6%

Mobility 2016-17

Total Headcount	Incoming	Mobile Students	Stable Students
97	6	31	66

Graduation/Dropout Rate 2016-17

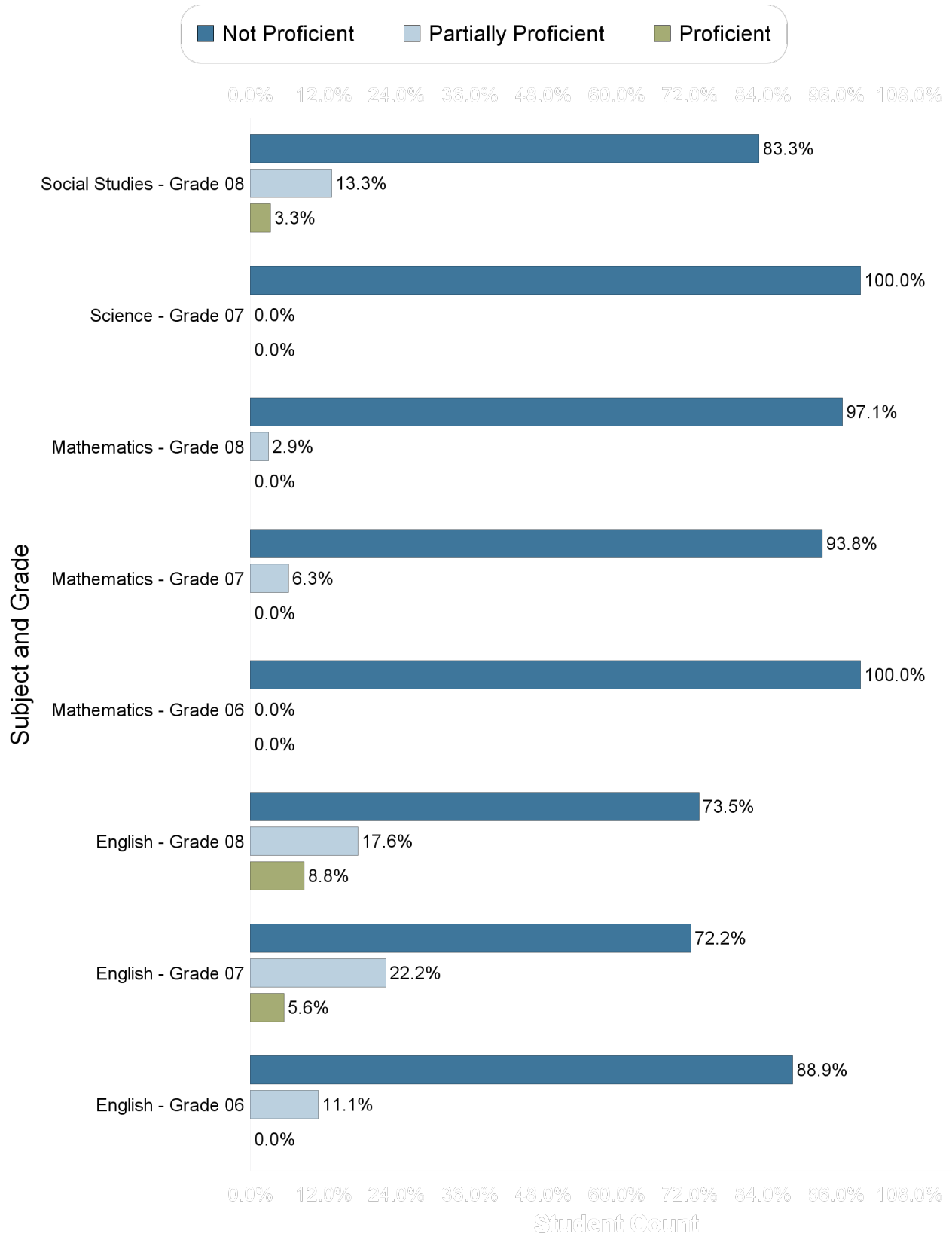
	Cohort N	Graduation N	GED	Graduation Rate	Drop N	Drop Rate	Off Track
4 Year Cohort	n/a	n/a	n/a	n/a	n/a	n/a	n/a
5 Year Cohort	n/a	n/a	n/a	n/a	n/a	n/a	n/a
6 Year Cohort	n/a	n/a	n/a	n/a	n/a	n/a	n/a

Enrollment as of June 2018

Sub Groups	Grades															
	PK	KG	01	02	03	04	05	06	07	08	09	10	11	12	14	Total
All Students								8	19	43						70
Gender																
Female								2	4	18						24
Male								6	15	25						46
Ethnicity																
AM										1						1
AS																
BL								8	19	42						69
HI																
HP																
TR																
WH																
Other Groups																
SE								3	2	4						9
LEP																
ED								8	18	39						65


Eastside Detroit Lions Academy

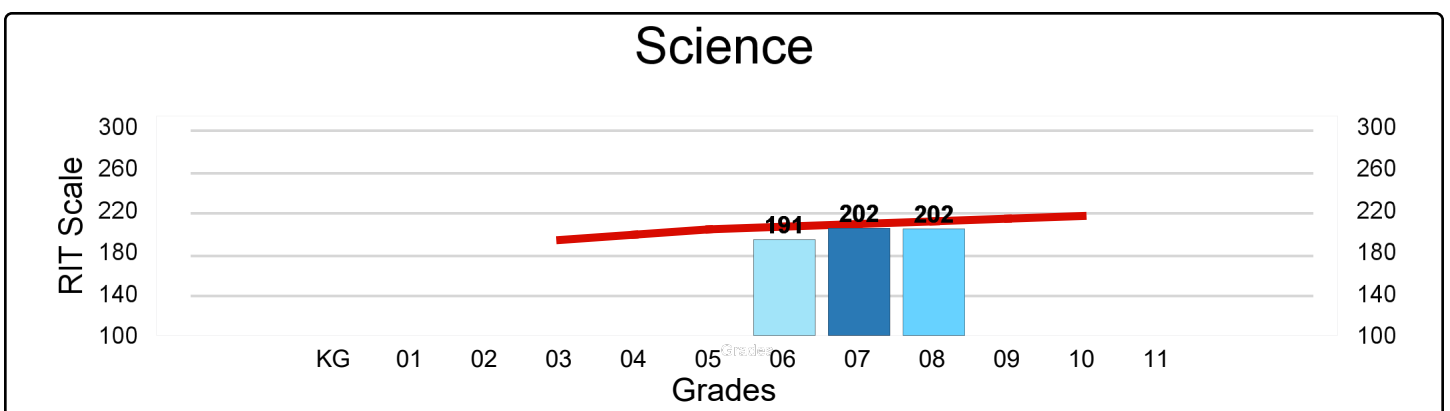
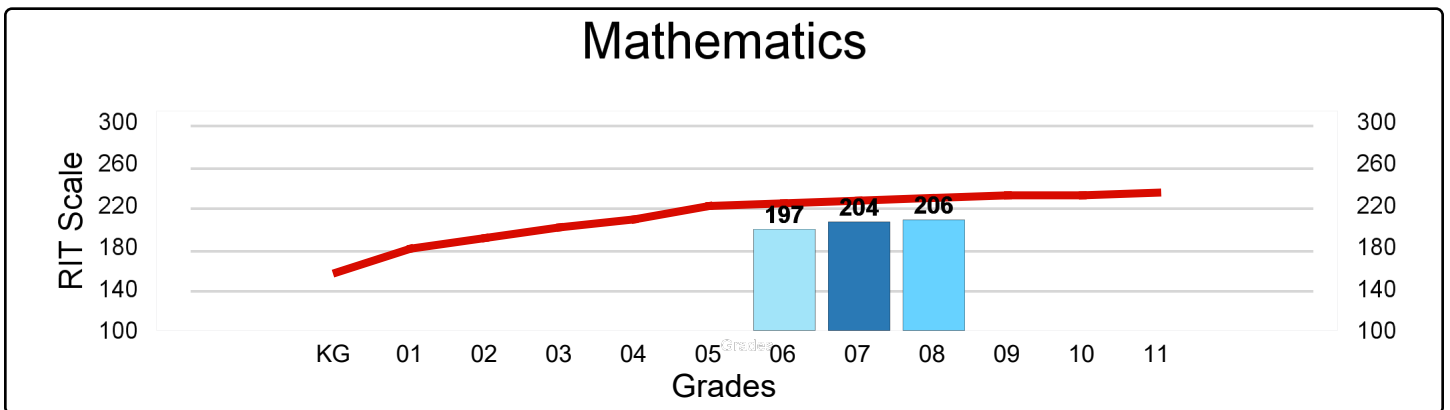
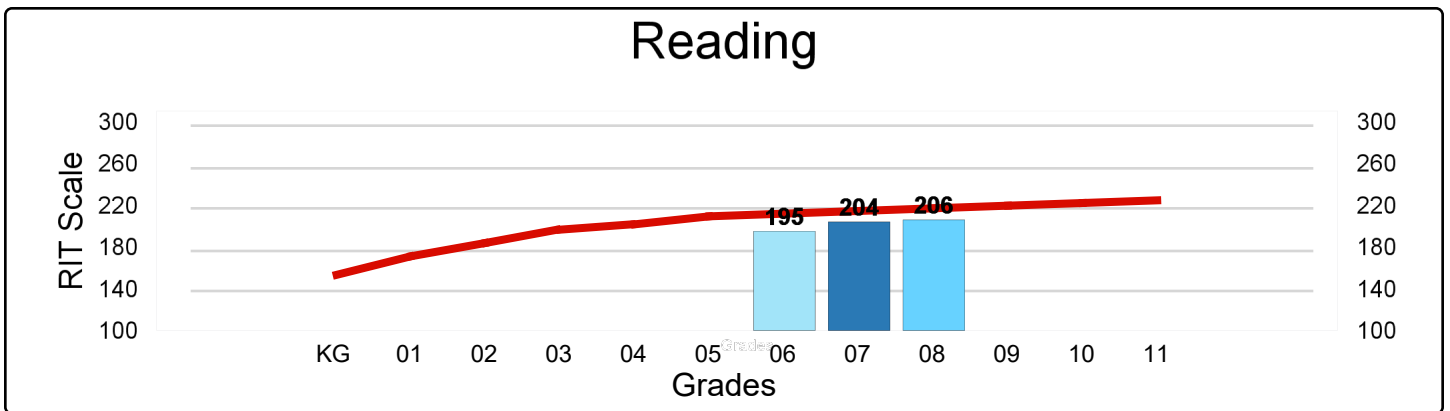
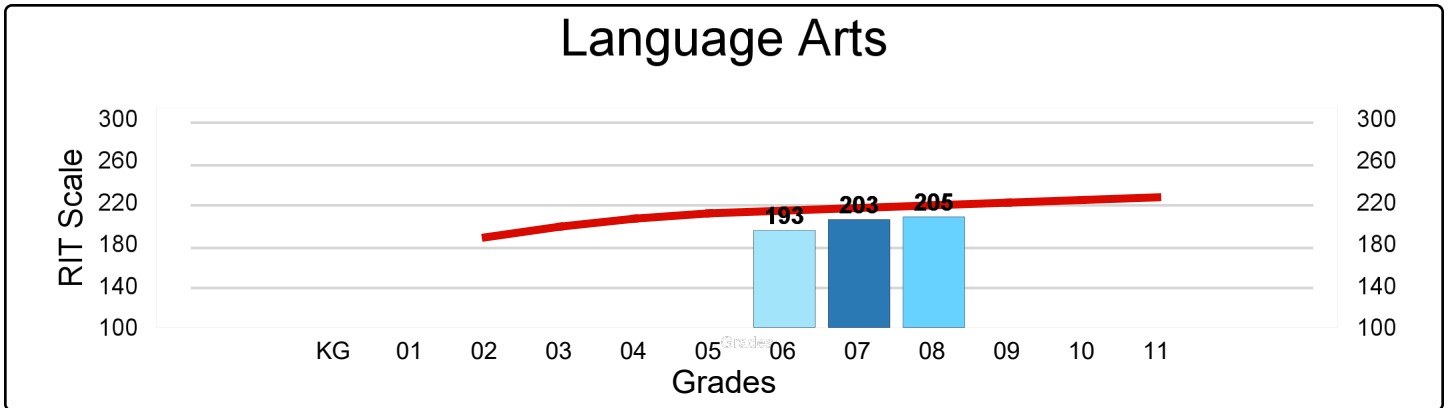
M-Step 2016-17 Proficiency



Eastside Detroit Lions Academy

NWEA MAP Spring 2017 - Average RIT Score

National Norm 



Eastside Detroit Lions Academy

Percentage of Student Meeting Growth Expectation Targets

