

Priest Elementary-Middle School

School Year	2017-2018
District Code	82015
State Code	03123
DPS Code	296
From EAA	No
Voting District	2
Status	Active/Open
Emphasis	Gen Ed
Entity Type	LEA-School
Alt Services	
Title 1 Status	

School Configuration 2017-18																	
PK	KG	01	02	03	04	05	06	07	08	09	10	11	12	GE	Alt	CTE	SE
<input checked="" type="checkbox"/>	<input checked="" type="checkbox"/>	<input checked="" type="checkbox"/>	<input checked="" type="checkbox"/>	<input checked="" type="checkbox"/>	<input checked="" type="checkbox"/>	<input checked="" type="checkbox"/>	<input checked="" type="checkbox"/>	<input checked="" type="checkbox"/>	<input checked="" type="checkbox"/>	<input checked="" type="checkbox"/>	<input type="checkbox"/>	<input type="checkbox"/>	<input type="checkbox"/>	<input checked="" type="checkbox"/>	<input type="checkbox"/>	<input type="checkbox"/>	<input checked="" type="checkbox"/>
K - 9, PK, Spec Ed																	
School Address										7840 Wagner Street Detroit, MI 48210-1962							
Main Telephone										(313) 849-3705							
Main Fax										(313) 849-4824							
Principal										Lisa Billops							
Principal Email										lisa.billops@detroitk12.org							
Principal Leader										Leenet Campbell-Williams							
Superintendent																	
Superintendent Phone																	

Attendance 2016-17		
Attendance Rate	# Chronically Absent	% Chronically Absent
89.6%	373	41.3%

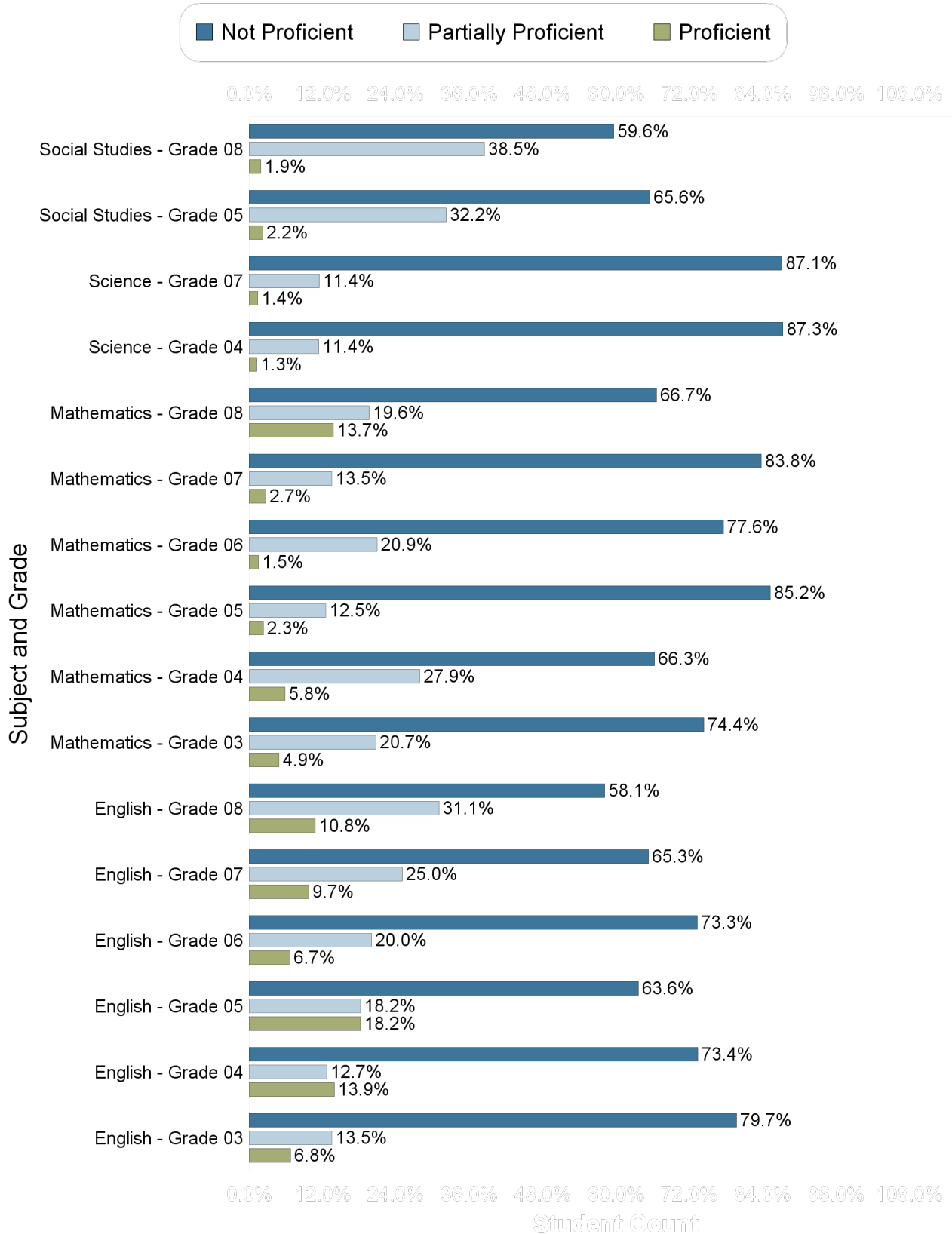
Mobility 2016-17			
Total Headcount	Incoming	Mobile Students	Stable Students
750	64	73	677

Graduation/Dropout Rate 2016-17							
	Cohort N	Graduation N	GED	Graduation Rate	Drop N	Drop Rate	Off Track
4 Year Cohort	n/a	n/a	n/a	n/a	n/a	n/a	n/a
5 Year Cohort	n/a	n/a	n/a	n/a	n/a	n/a	n/a
6 Year Cohort	n/a	n/a	n/a	n/a	n/a	n/a	n/a

Enrollment as of June 2018																
Sub Groups	Grades															Total
	PK	KG	01	02	03	04	05	06	07	08	09	10	11	12	14	
All Students	67	80	83	86	87	86	80	102	72	87	9					772
Gender																
Female	22	37	36	34	44	43	43	42	32	38	7					356
Male	45	43	47	52	43	43	37	60	40	49	2					416
Ethnicity																
AM			1													1
AS	1															
BL	17	20	18	18	12	20	9	18	14	18						147
HI	34	33	36	34	49	37	34	54	28	40	1					346
HP																
TR																
WH	15	27	28	34	26	29	37	30	30	29	8					278
Other Groups																
SE	12		6	10	11	10	11	8	11	12	1					80
LEP	38	47	53	55	66	54	58	65	44	55	9					506
ED	45	65	68	73	71	64	61	75	56	56	6					595


Priest Elementary-Middle School

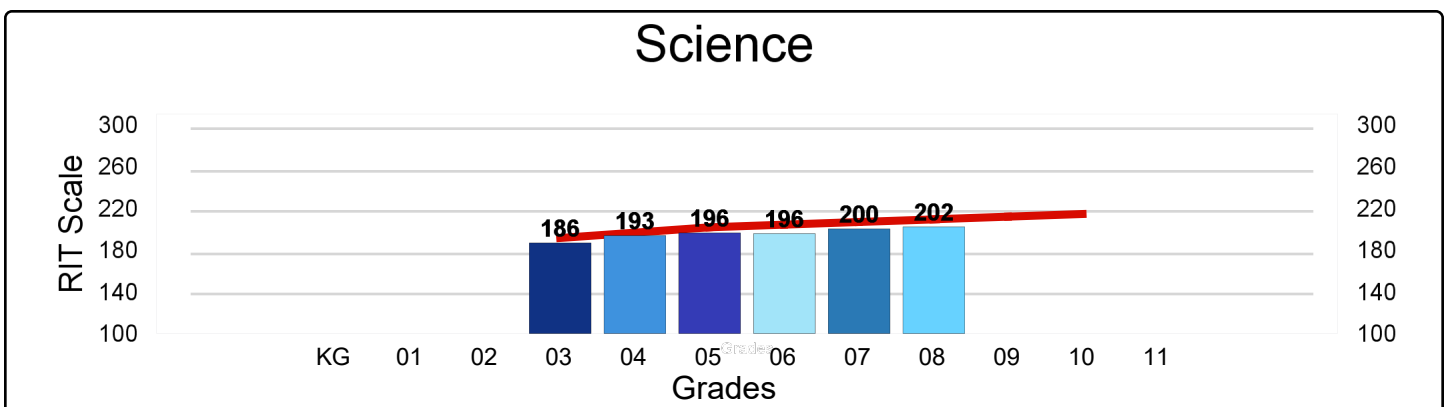
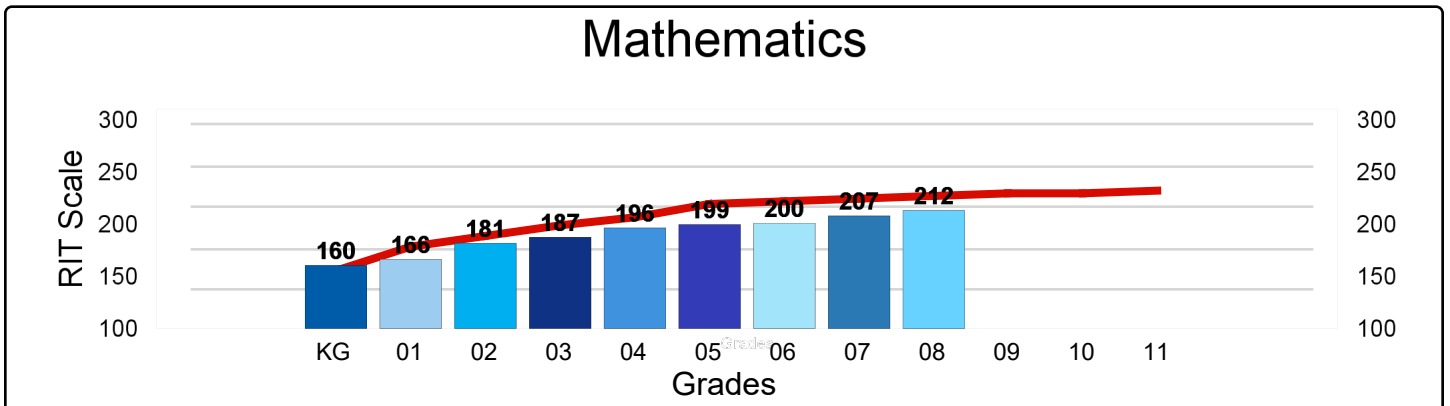
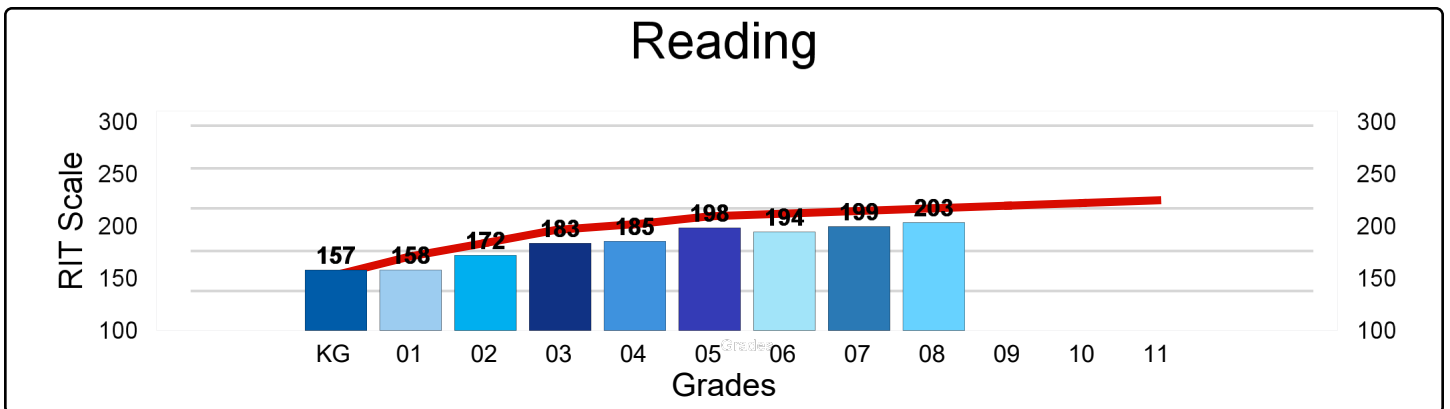
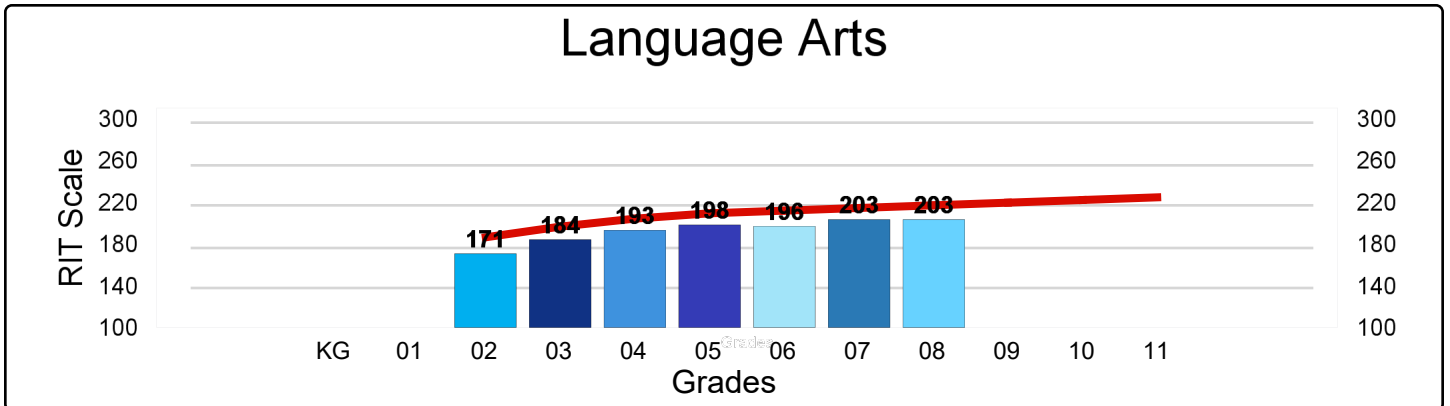
M-Step 2016-17 Proficiency



Priest Elementary-Middle School

NWEA MAP Spring 2017 - Average RIT Score

National Norm 



Priest Elementary-Middle School

Percentage of Student Meeting Growth Expectation Targets

