

# Garvey Academy

## School Configuration 2017-18

School Year	2017-2018
District Code	82015
State Code	07581
DPS Code	313
From EAA	No
Voting District	1
Status	Active/Open
Emphasis	Gen Ed
Entity Type	LEA-School
Alt Services	
Title 1 Status	

PK	KG	01	02	03	04	05	06	07	08	09	10	11	12	GE	Alt	CTE	SE
<input checked="" type="checkbox"/>	<input checked="" type="checkbox"/>	<input checked="" type="checkbox"/>	<input checked="" type="checkbox"/>	<input checked="" type="checkbox"/>	<input checked="" type="checkbox"/>	<input checked="" type="checkbox"/>	<input checked="" type="checkbox"/>	<input checked="" type="checkbox"/>	<input checked="" type="checkbox"/>	<input type="checkbox"/>	<input type="checkbox"/>	<input type="checkbox"/>	<input type="checkbox"/>	<input checked="" type="checkbox"/>	<input type="checkbox"/>	<input type="checkbox"/>	<input checked="" type="checkbox"/>
K - 8, PK, Spec Ed																	
School Address	2301 Van Dyke Street Detroit, MI 48214-3958																
Main Telephone	(313) 866-7400																
Main Fax	(313) 866-7382																
Principal	Shelia Davis																
Principal Email	shelia.davis@detroitk12.org																
Principal Leader	Rebeca Luna																
Superintendent																	
Superintendent Phone																	

## Attendance 2016-17

Attendance Rate	# Chronically Absent	% Chronically Absent
<b>86.3%</b>	<b>210</b>	<b>55.4%</b>

## Mobility 2016-17

Total Headcount	Incoming	Mobile Students	Stable Students
<b>348</b>	<b>19</b>	<b>40</b>	<b>308</b>

## Graduation/Dropout Rate 2016-17

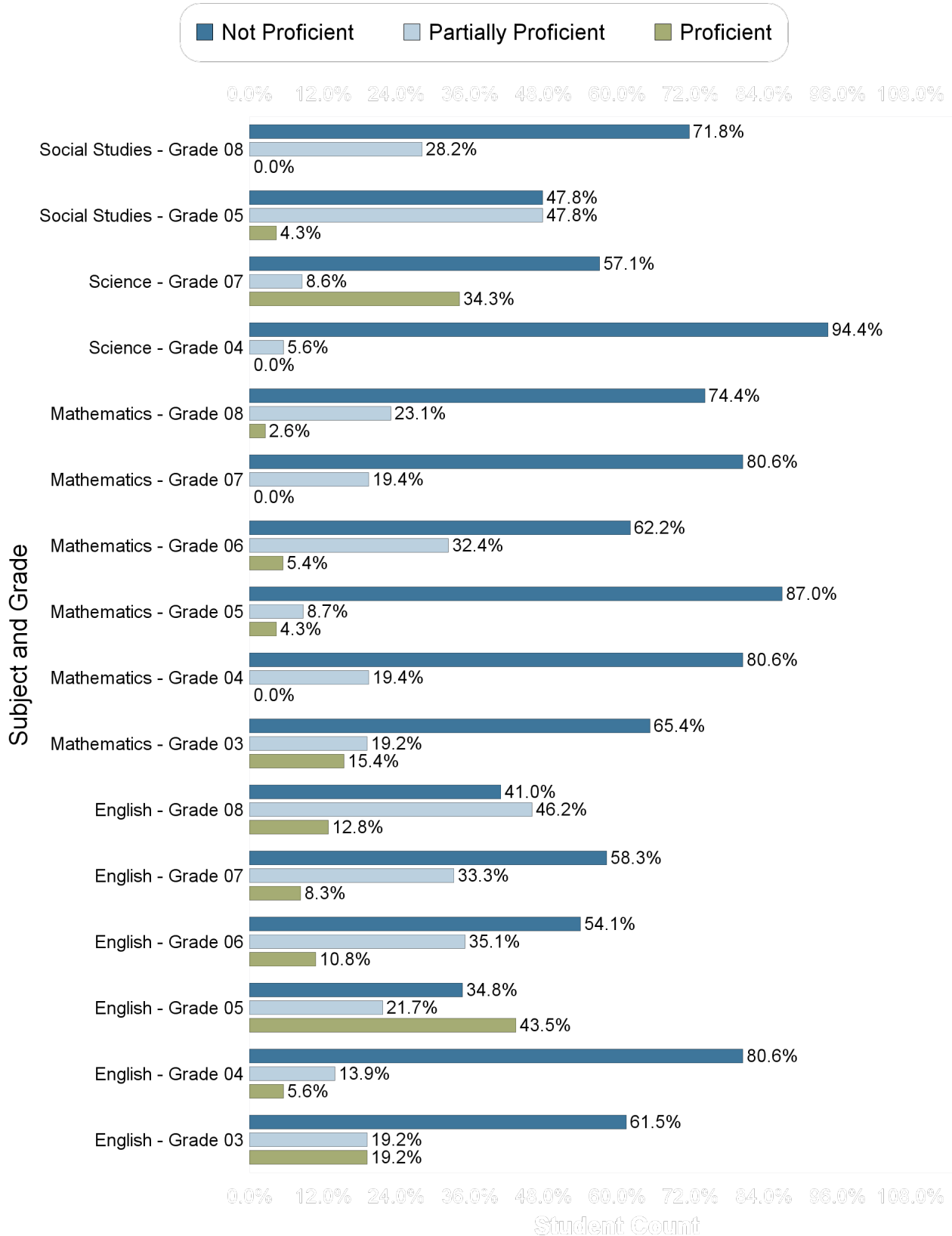
	Cohort N	Graduation N	GED	Graduation Rate	Drop N	Drop Rate	Off Track
<b>4 Year Cohort</b>	n/a	n/a	n/a	n/a	n/a	n/a	n/a
<b>5 Year Cohort</b>	n/a	n/a	n/a	n/a	n/a	n/a	n/a
<b>6 Year Cohort</b>	n/a	n/a	n/a	n/a	n/a	n/a	n/a

## Enrollment as of June 2018

Sub Groups	Grades															Total
	PK	KG	01	02	03	04	05	06	07	08	09	10	11	12	14	
All Students	48	55	36	41	38	27	38	25	35	30						325
<b>Gender</b>																
Female	30	24	16	26	14	17	18	17	19	20						171
Male	18	31	20	15	24	10	20	8	16	10						154
<b>Ethnicity</b>																
AM		1	1													2
AS																
BL	46	54	35	40	38	27	38	25	35	30						322
HI																
HP				1												1
TR																
WH	2															
<b>Other Groups</b>																
SE	18	16	10	10	10	7	11	4	6	8						82
LEP																
ED	35	54	30	37	37	24	35	19	32	27						295


# Garvey Academy

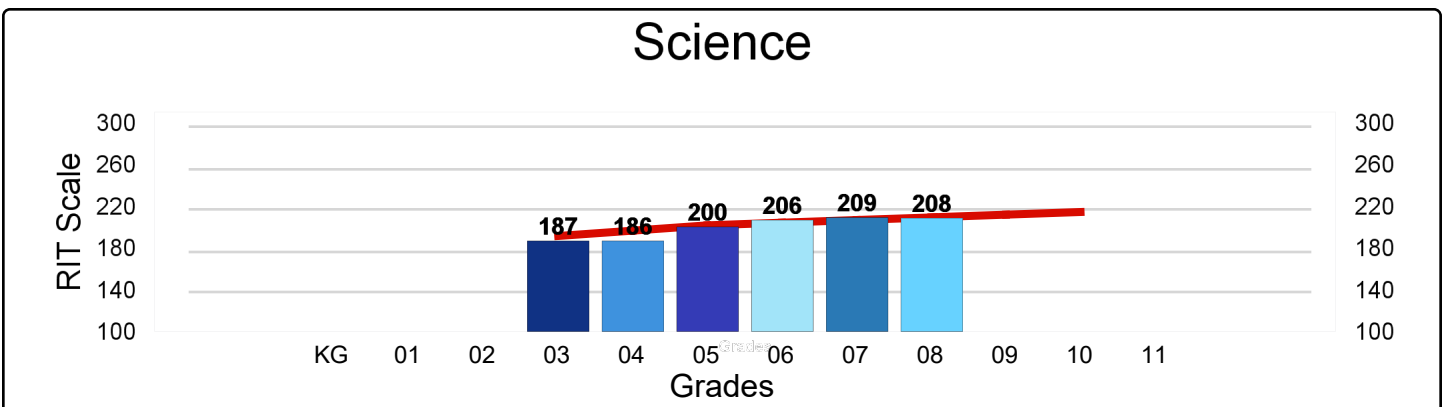
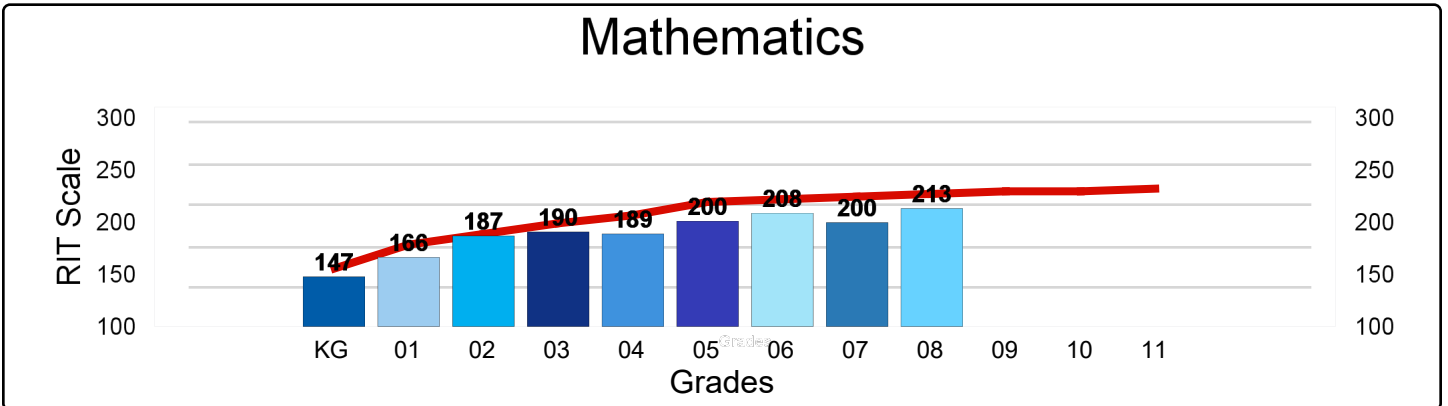
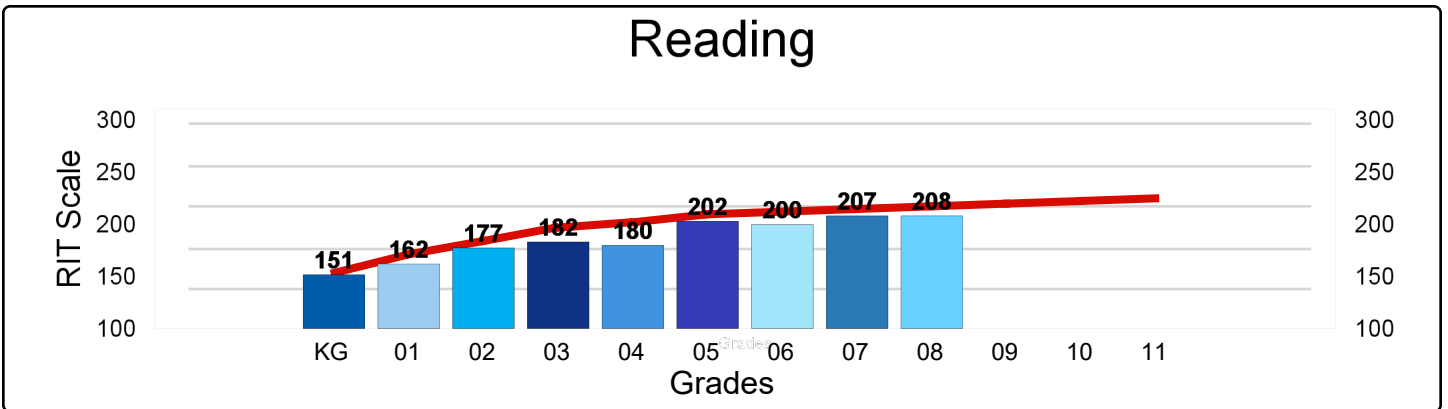
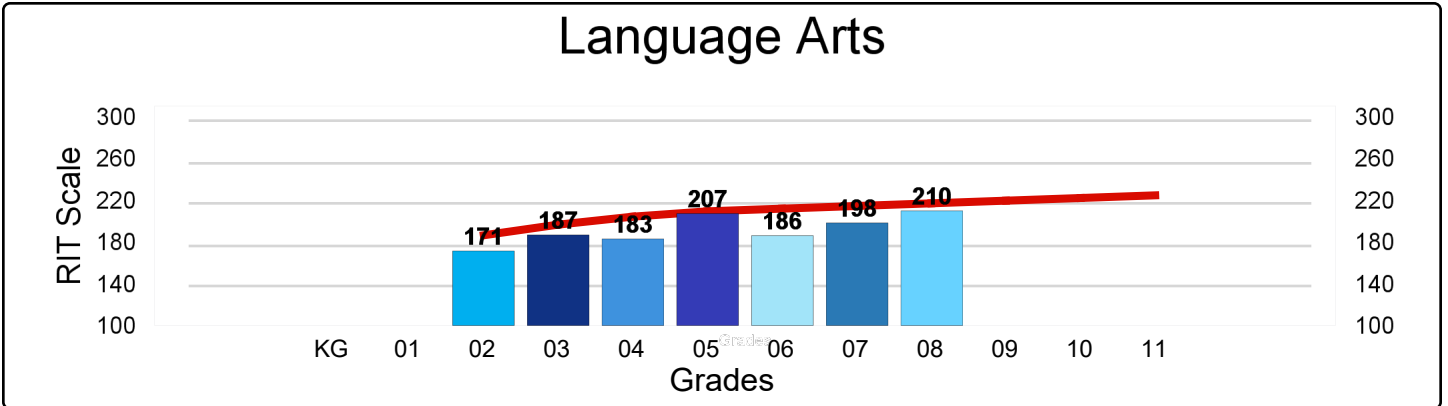
## M-Step 2016-17 Proficiency



# Garvey Academy

NWEA MAP Spring 2017 - Average RIT Score

National Norm 



# Garvey Academy

## Percentage of Student Meeting Growth Expectation Targets

