

Sampson Academy

School Configuration 2017-18

PK	KG	01	02	03	04	05	06	07	08	09	10	11	12	GE	Alt	CTE	SE
<input checked="" type="checkbox"/>	<input checked="" type="checkbox"/>	<input checked="" type="checkbox"/>	<input checked="" type="checkbox"/>	<input checked="" type="checkbox"/>	<input checked="" type="checkbox"/>	<input checked="" type="checkbox"/>	<input checked="" type="checkbox"/>	<input checked="" type="checkbox"/>	<input checked="" type="checkbox"/>	<input type="checkbox"/>	<input type="checkbox"/>	<input type="checkbox"/>	<input type="checkbox"/>	<input checked="" type="checkbox"/>	<input type="checkbox"/>	<input type="checkbox"/>	<input checked="" type="checkbox"/>

K - 8, PK, Spec Ed

School Year	2017-2018
District Code	82015
State Code	04413
DPS Code	323
From EAA	No
Voting District	2
Status	Active/Open
Emphasis	Gen Ed
Entity Type	LEA-School
Alt Services	
Title 1 Status	

School Address	4700 Tireman Street Detroit, MI 48204-4243
Main Telephone	(313) 596-4750
Main Fax	(313) 596-4748
Principal	Karla Craig
Principal Email	karla.craig@detroitk12.org
Principal Leader	Ricky Fountain
Superintendent	
Superintendent Phone	

Attendance 2016-17

Attendance Rate	# Chronically Absent	% Chronically Absent
78.6%	343	78.5%

Mobility 2016-17

Total Headcount	Incoming	Mobile Students	Stable Students
339	58	48	291

Graduation/Dropout Rate 2016-17

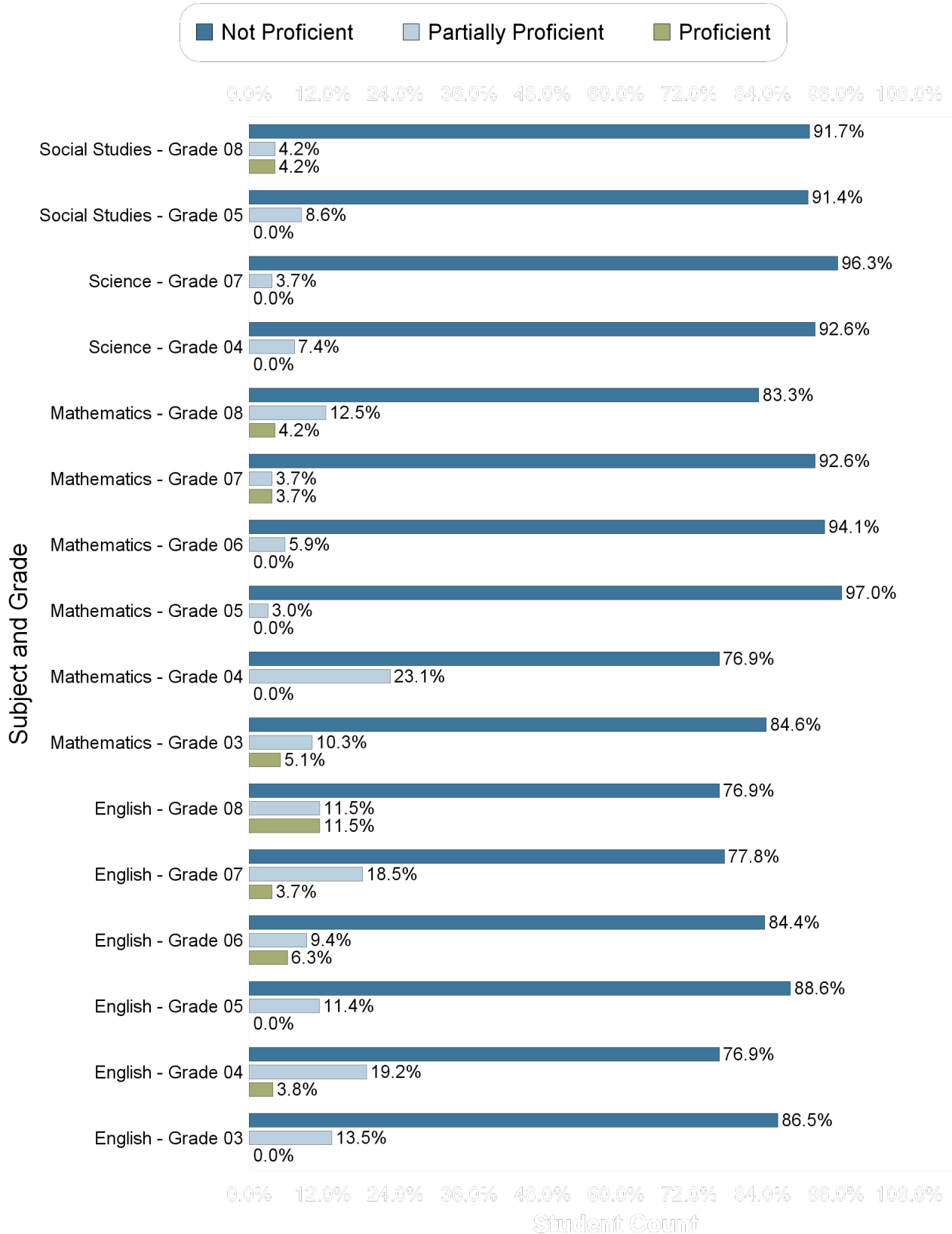
	Cohort N	Graduation N	GED	Graduation Rate	Drop N	Drop Rate	Off Track
4 Year Cohort	n/a	n/a	n/a	n/a	n/a	n/a	n/a
5 Year Cohort	n/a	n/a	n/a	n/a	n/a	n/a	n/a
6 Year Cohort	n/a	n/a	n/a	n/a	n/a	n/a	n/a

Enrollment as of June 2018

Sub Groups	Grades															Total
	PK	KG	01	02	03	04	05	06	07	08	09	10	11	12	14	
All Students	16	48	38	50	37	39	38	39	31	34						354
Gender																
Female	4	22	19	21	14	16	22	17	18	18						167
Male	12	26	19	29	23	23	16	22	13	16						187
Ethnicity																
AM																
AS						1				1						2
BL	15	45	37	50	37	38	38	37	29	31						342
HI	1	2	1					1	1	1						6
HP																
TR																
WH		1						1	1	1						4
Other Groups																
SE		13	4	9	5	8	3	11	14	11						78
LEP		1	1			1	1	1	3	2						10
ED	16	44	34	46	37	37	33	36	30	32						329


Sampson Academy

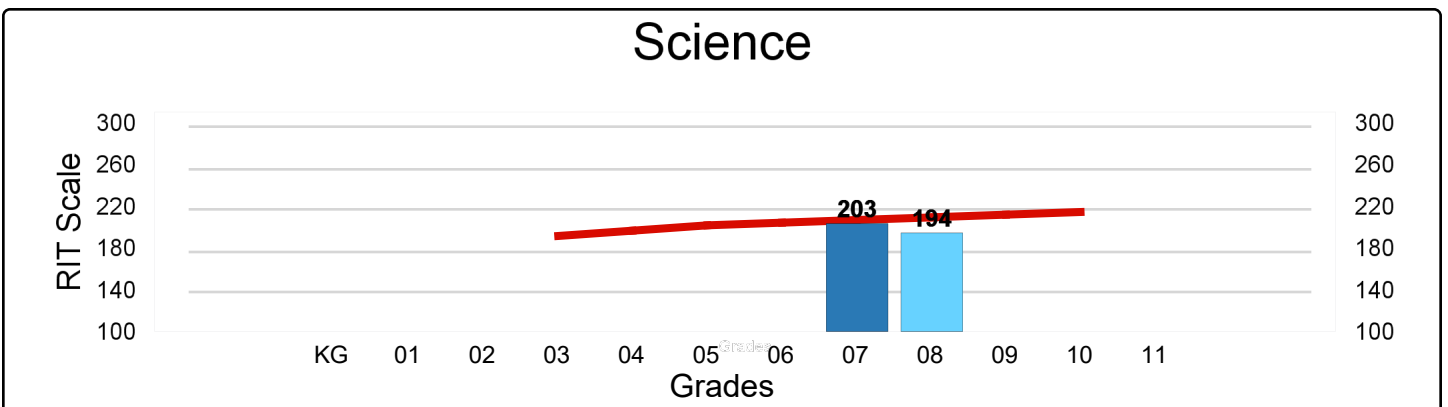
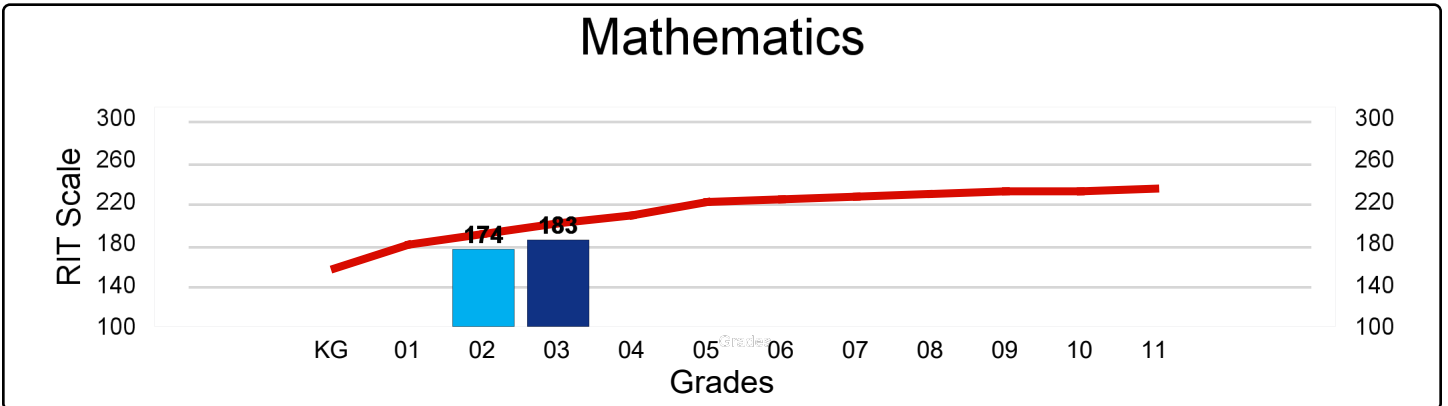
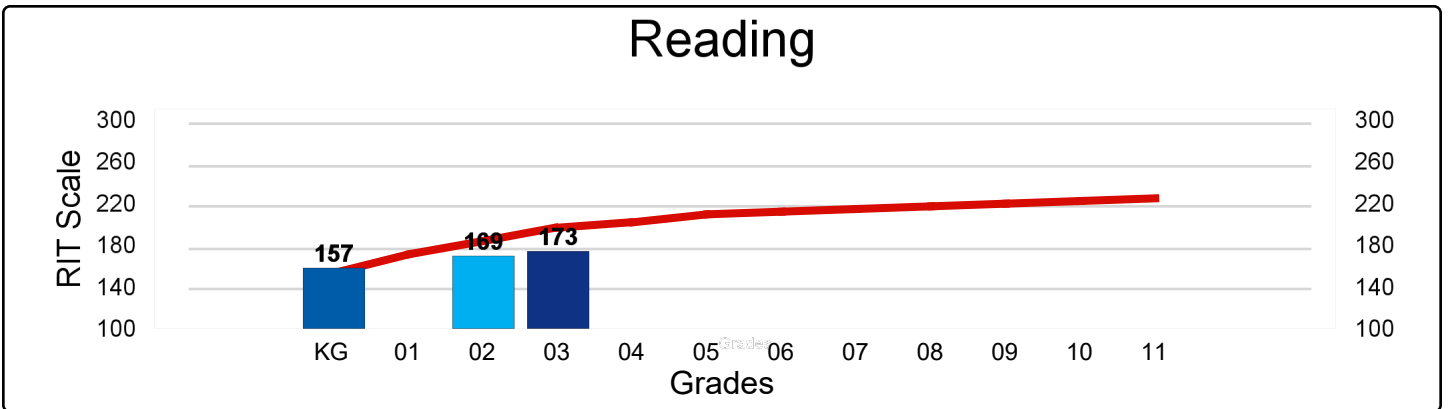
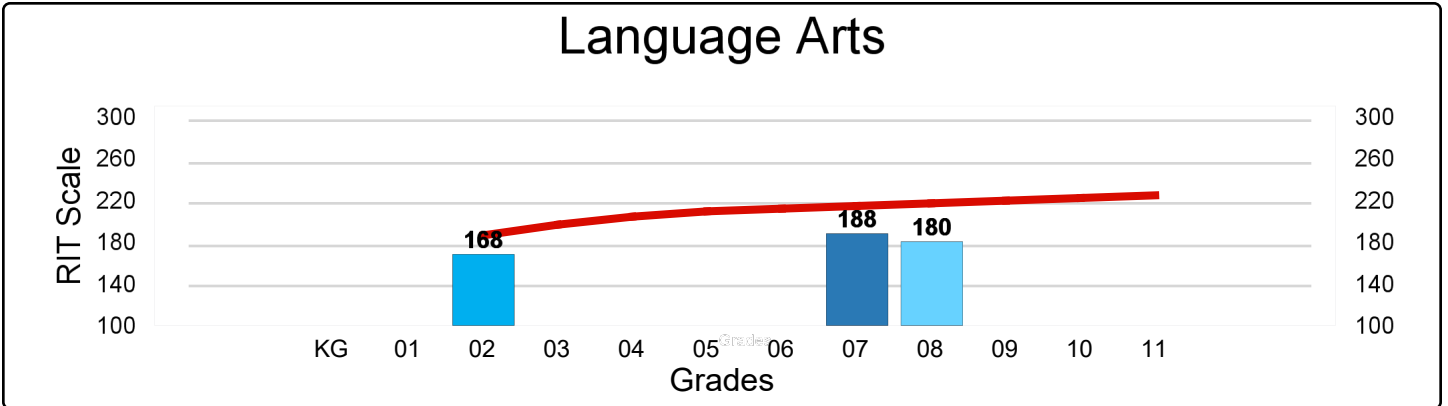
M-Step 2016-17 Proficiency



Sampson Academy

NWEA MAP Spring 2017 - Average RIT Score

National Norm 



Sampson Academy

Percentage of Student Meeting Growth Expectation Targets

