

# Detroit School of Arts

School Year	2017-2018
District Code	82015
State Code	07794
DPS Code	327
From EAA	No
Voting District	1
Status	Active/Open
Emphasis	Gen Ed
Entity Type	LEA-School
Alt Services	
Title 1 Status	

School Configuration 2017-18																	
PK	KG	01	02	03	04	05	06	07	08	09	10	11	12	GE	Alt	CTE	SE
<input type="checkbox"/>	<input type="checkbox"/>	<input type="checkbox"/>	<input type="checkbox"/>	<input type="checkbox"/>	<input type="checkbox"/>	<input type="checkbox"/>	<input type="checkbox"/>	<input type="checkbox"/>	<input type="checkbox"/>	<input checked="" type="checkbox"/>	<input checked="" type="checkbox"/>	<input checked="" type="checkbox"/>	<input checked="" type="checkbox"/>	<input checked="" type="checkbox"/>	<input type="checkbox"/>	<input checked="" type="checkbox"/>	<input checked="" type="checkbox"/>
9 - 12, Spec Ed, CTE																	
School Address										123 Selden Detroit, MI 48201							
Main Telephone										(313) 494-6000							
Main Fax										(313) 494-2129							
Principal										Delois Cooke Sprysak							
Principal Email										delois.sprysak@detroitk12.org							
Principal Leader										Rebeca Luna							
Superintendent																	
Superintendent Phone																	

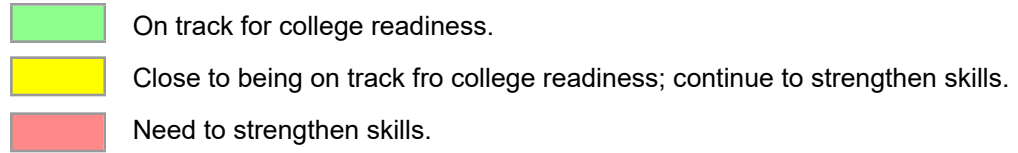
Attendance 2016-17		
Attendance Rate	# Chronically Absent	% Chronically Absent
<b>91.1%</b>	<b>138</b>	<b>34.5%</b>

Mobility 2016-17			
Total Headcount	Incoming	Mobile Students	Stable Students
<b>392</b>	<b>5</b>	<b>14</b>	<b>378</b>

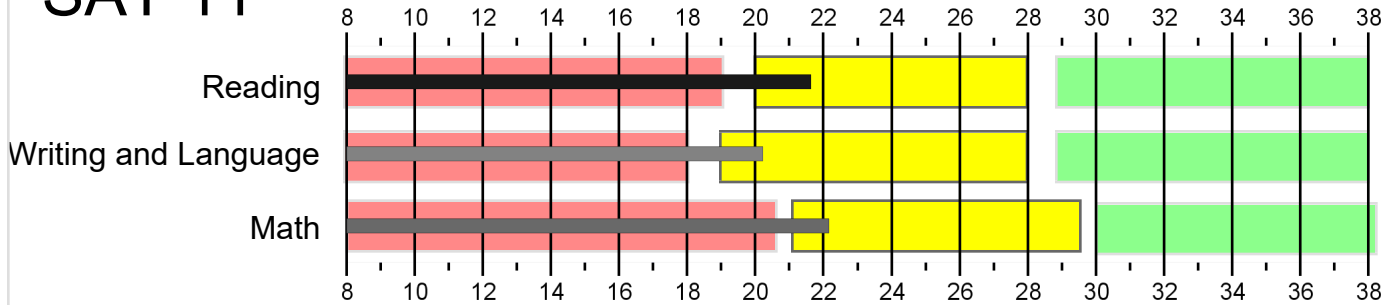
Graduation/Dropout Rate 2016-17							
	Cohort N	Graduation N	GED	Graduation Rate	Drop N	Drop Rate	Off Track
<b>4 Year Cohort</b>	<b>89</b>	<b>87</b>	<b>0</b>	<b>97.75%</b>	<b>1</b>	<b>1.12%</b>	<b>1</b>
<b>5 Year Cohort</b>	<b>165</b>	<b>160</b>	<b>0</b>	<b>96.97%</b>	<b>5</b>	<b>3.03%</b>	<b>0</b>
<b>6 Year Cohort</b>	<b>146</b>	<b>137</b>	<b>0</b>	<b>93.84%</b>	<b>9</b>	<b>6.16%</b>	<b>0</b>

Enrollment as of June 2018																
Sub Groups	Grades															
	PK	KG	01	02	03	04	05	06	07	08	09	10	11	12	14	Total
All Students											115	101	95	2		313
Gender																
Female											78	73	65			216
Male											37	28	30	2		97
Ethnicity																
AM																
AS																
BL											110	100	92	2		304
HI											3	1	2			6
HP																
TR																
WH											2		1			3
Other Groups																
SE											19	13	23	1		56
LEP											2		1			3
ED											85	72	63	2		222

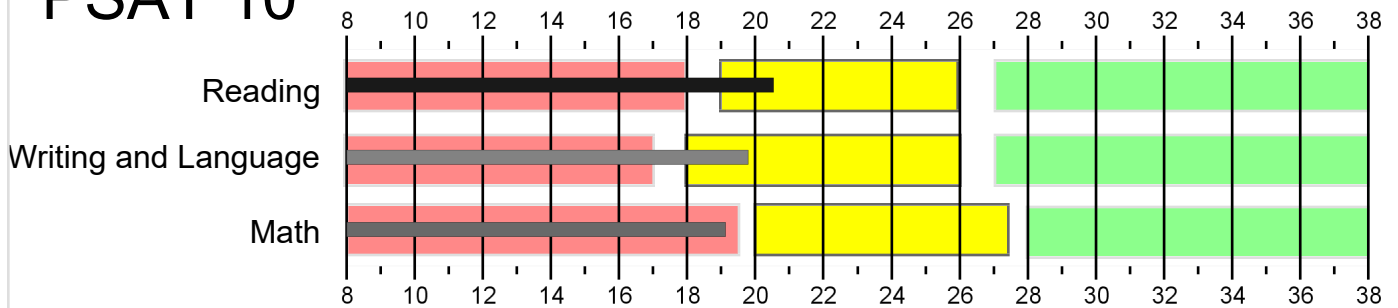
# Detroit School of Arts



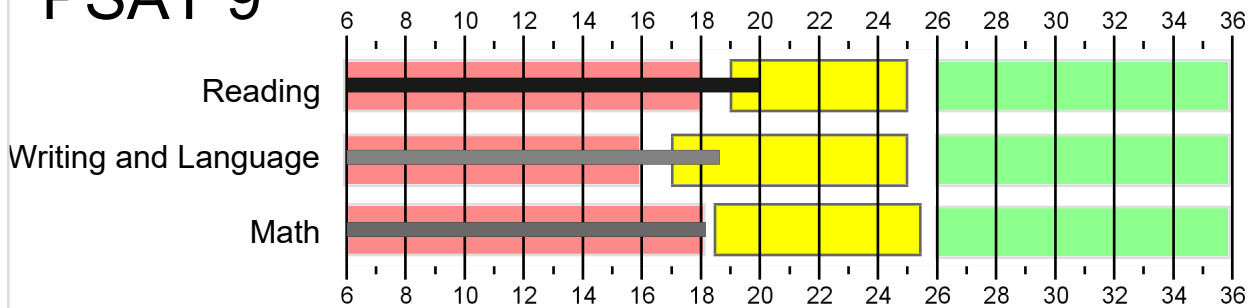
## SAT 11



## PSAT 10

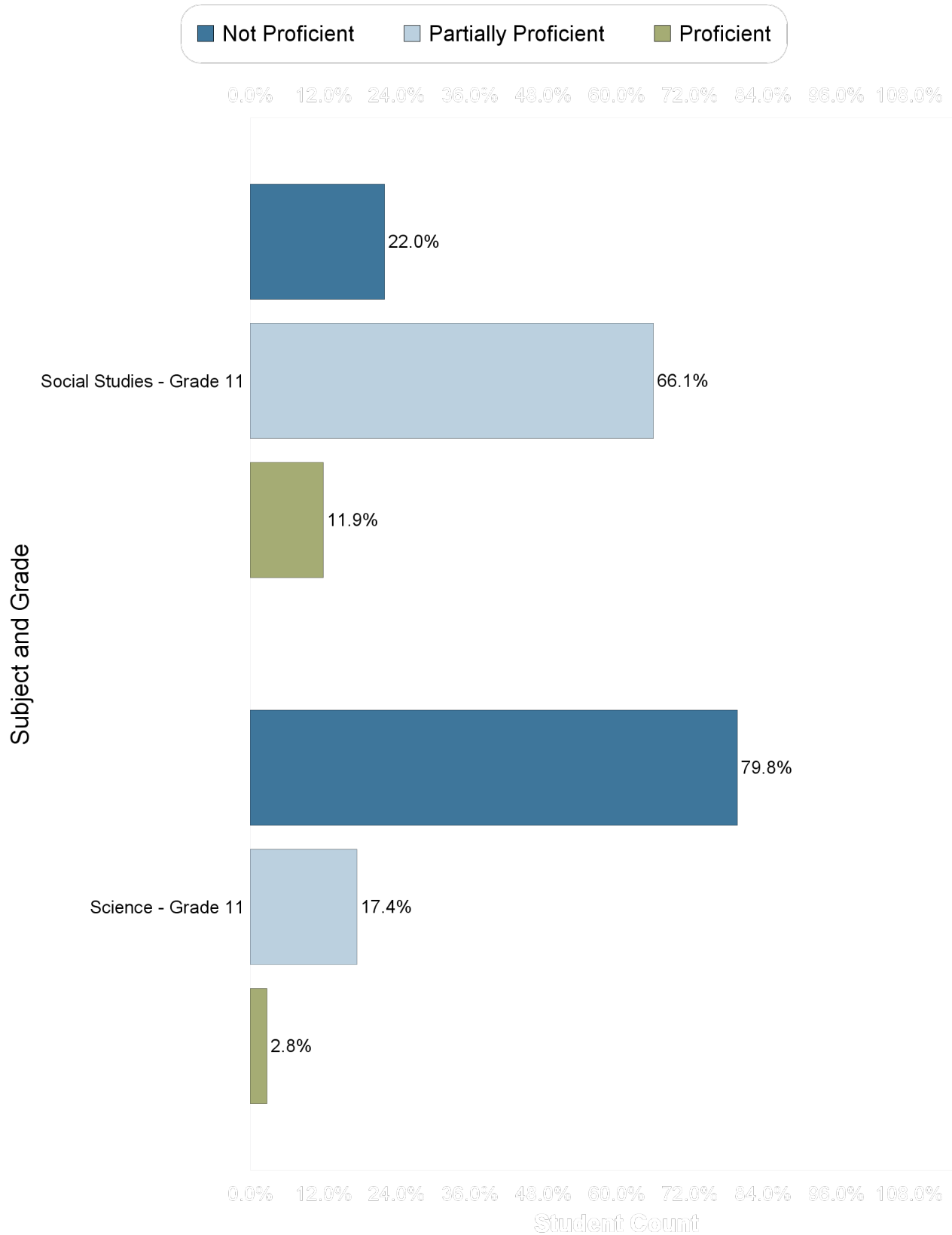


## PSAT 9




# Detroit School of Arts

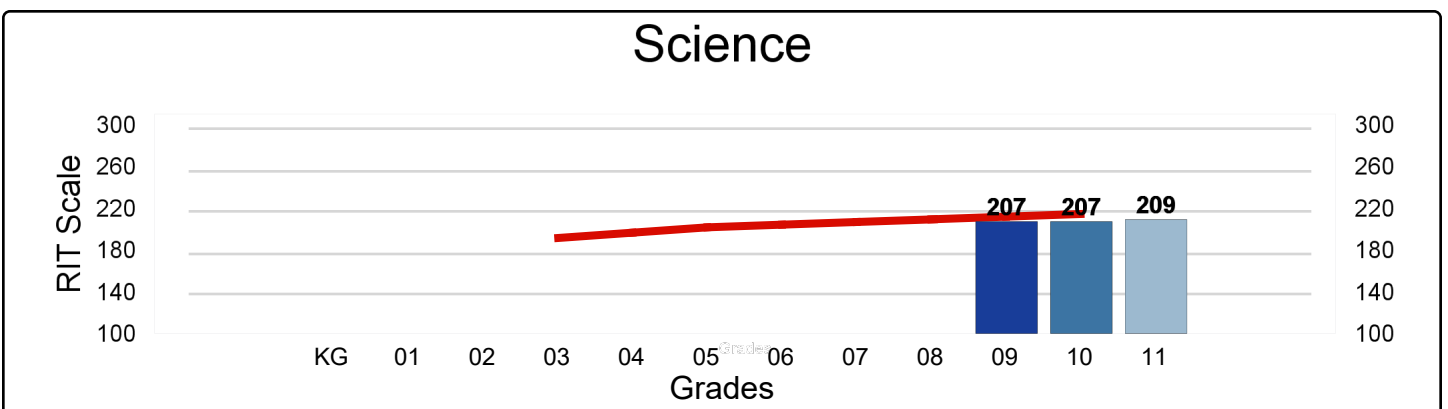
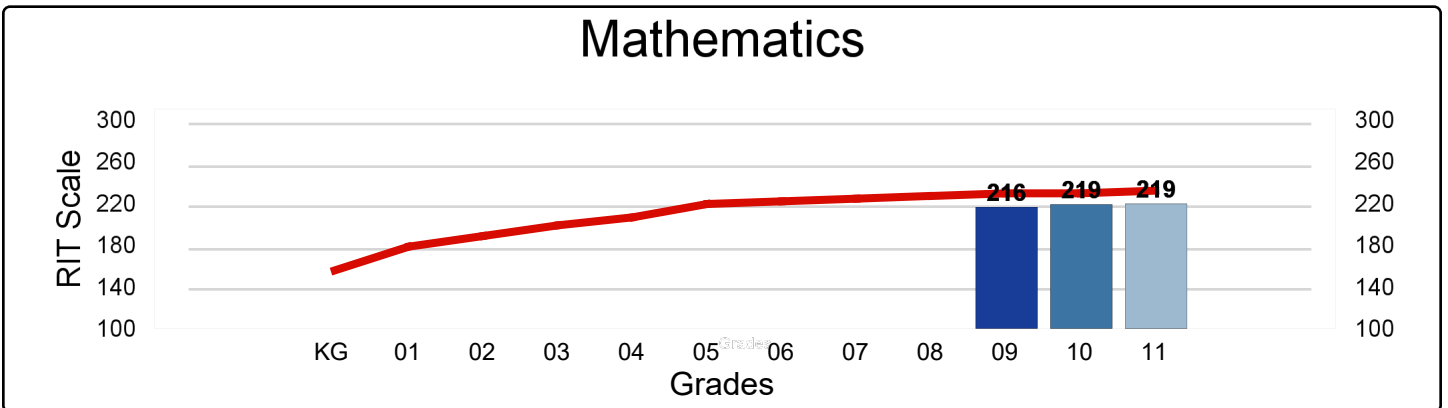
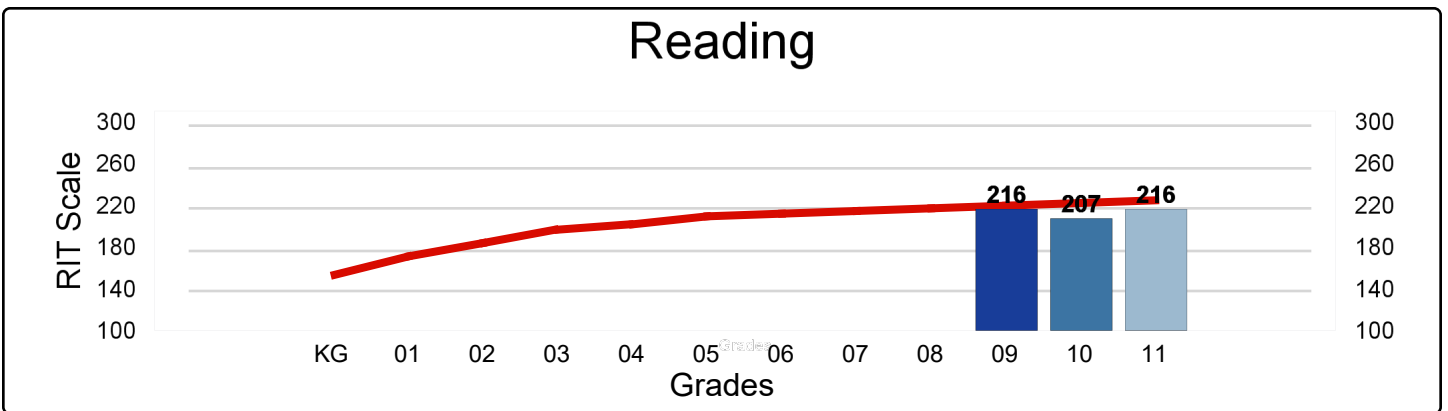
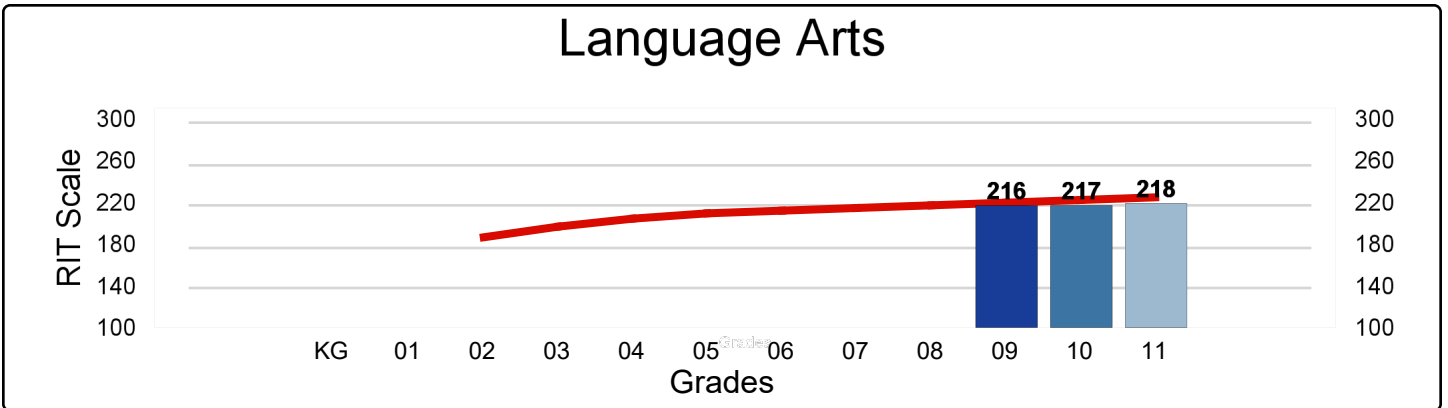
## M-Step 2016-17 Proficiency



# Detroit School of Arts

NWEA MAP Spring 2017 - Average RIT Score

National Norm 



# Detroit School of Arts

## Percentage of Student Meeting Growth Expectation Targets

