

Brown, Ronald Academy

School Year	2017-2018
District Code	82015
State Code	04062
DPS Code	333
From EAA	No
Voting District	7
Status	Active/Open
Emphasis	Gen Ed
Entity Type	LEA-School
Alt Services	
Title 1 Status	

School Configuration 2017-18																	
PK	KG	01	02	03	04	05	06	07	08	09	10	11	12	GE	Alt	CTE	SE
<input checked="" type="checkbox"/>	<input checked="" type="checkbox"/>	<input checked="" type="checkbox"/>	<input checked="" type="checkbox"/>	<input checked="" type="checkbox"/>	<input checked="" type="checkbox"/>	<input checked="" type="checkbox"/>	<input checked="" type="checkbox"/>	<input checked="" type="checkbox"/>	<input checked="" type="checkbox"/>	<input type="checkbox"/>	<input type="checkbox"/>	<input type="checkbox"/>	<input type="checkbox"/>	<input checked="" type="checkbox"/>	<input type="checkbox"/>	<input type="checkbox"/>	<input checked="" type="checkbox"/>
K - 8, PK, Spec Ed																	
School Address										11530 E. Outer Drive Detroit, MI 48224-3265							
Main Telephone										(313) 886-2611							
Main Fax										(313) 417-2880							
Principal										Tina Brown							
Principal Email										tina.brown@detroitk12.org							
Principal Leader										Leenet Campbell-Williams							
Superintendent																	
Superintendent Phone																	

Attendance 2016-17		
Attendance Rate	# Chronically Absent	% Chronically Absent
81.2%	619	74.2%

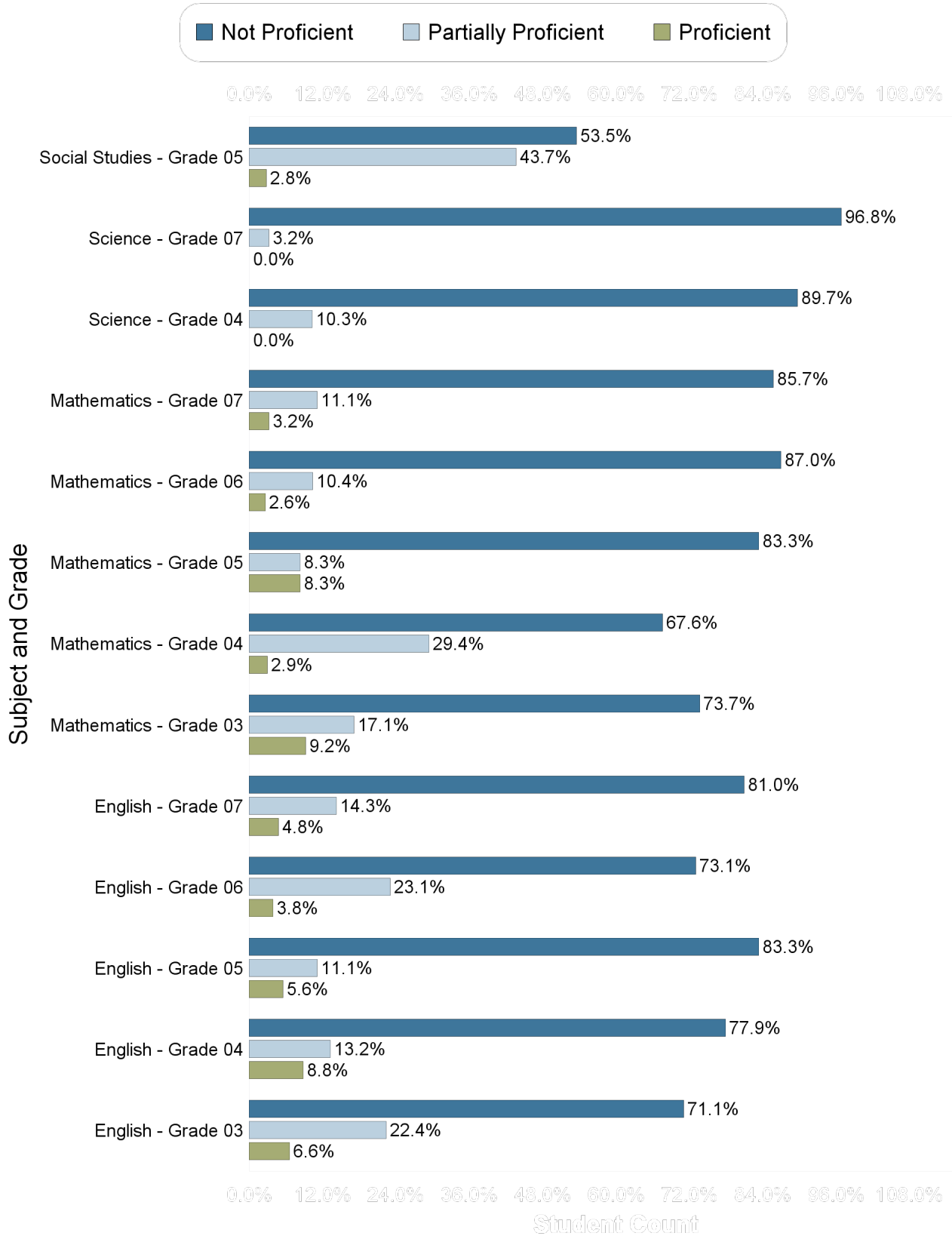
Mobility 2016-17			
Total Headcount	Incoming	Mobile Students	Stable Students
731	50	83	648

Graduation/Dropout Rate 2016-17							
	Cohort N	Graduation N	GED	Graduation Rate	Drop N	Drop Rate	Off Track
4 Year Cohort	n/a	n/a	n/a	n/a	n/a	n/a	n/a
5 Year Cohort	n/a	n/a	n/a	n/a	n/a	n/a	n/a
6 Year Cohort	n/a	n/a	n/a	n/a	n/a	n/a	n/a

Enrollment as of June 2018																
Sub Groups	Grades															Total
	PK	KG	01	02	03	04	05	06	07	08	09	10	11	12	14	
All Students	89	110	111	118	103	105	92	90	82	67						878
Gender																
Female	42	51	48	59	49	38	42	44	38	25						394
Male	47	59	63	59	54	67	50	46	44	42						484
Ethnicity																
AM					1	1										2
AS																
BL	89	109	110	117	102	103	91	90	82	66						870
HI		1	1			1										3
HP																
TR																
WH				1			1			1						3
Other Groups																
SE	12	18	20	17	19	15	18	23	11	13						154
LEP									1							1
ED	53	90	95	94	87	91	84	76	64	56						737


Brown, Ronald Academy

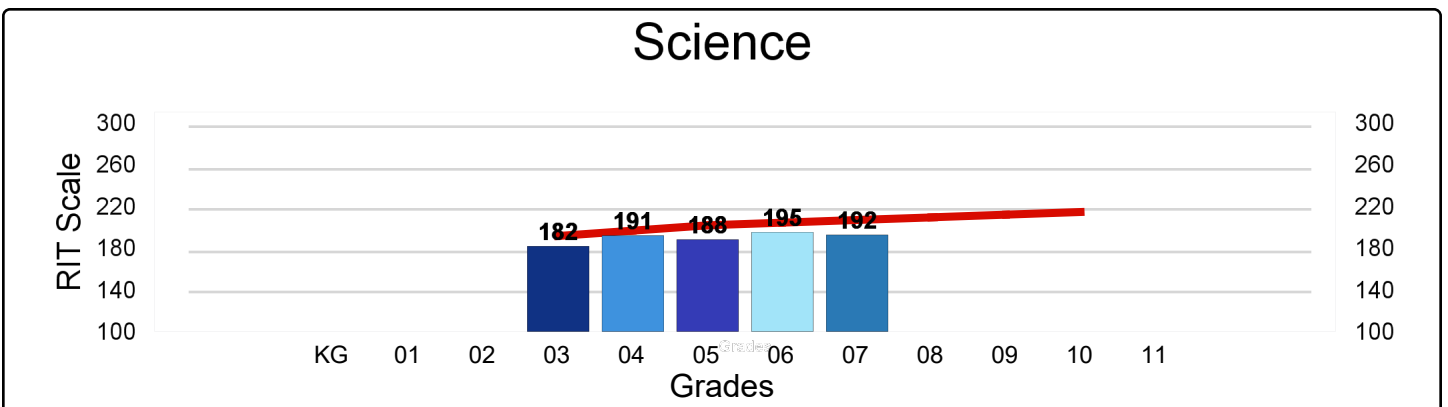
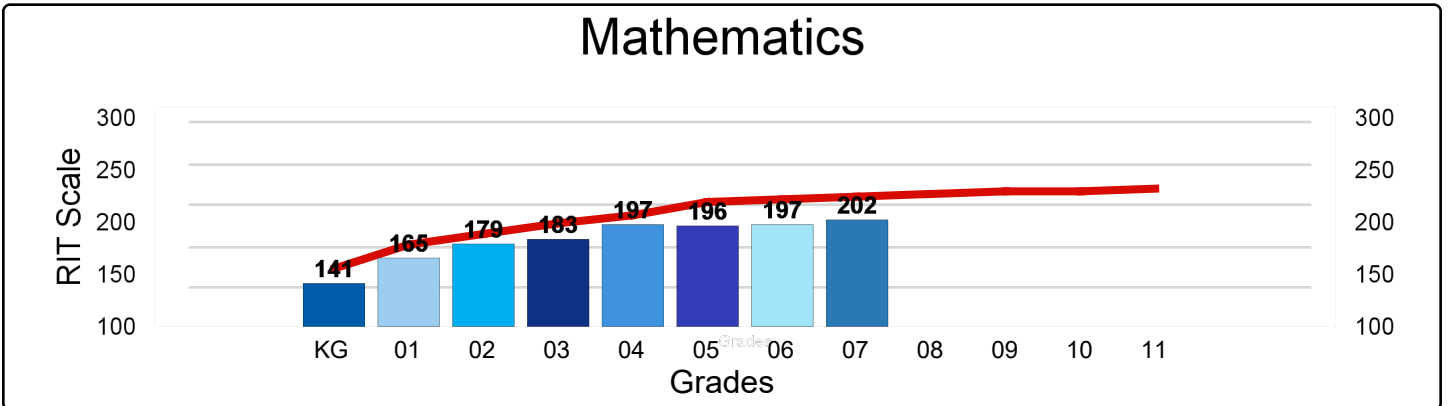
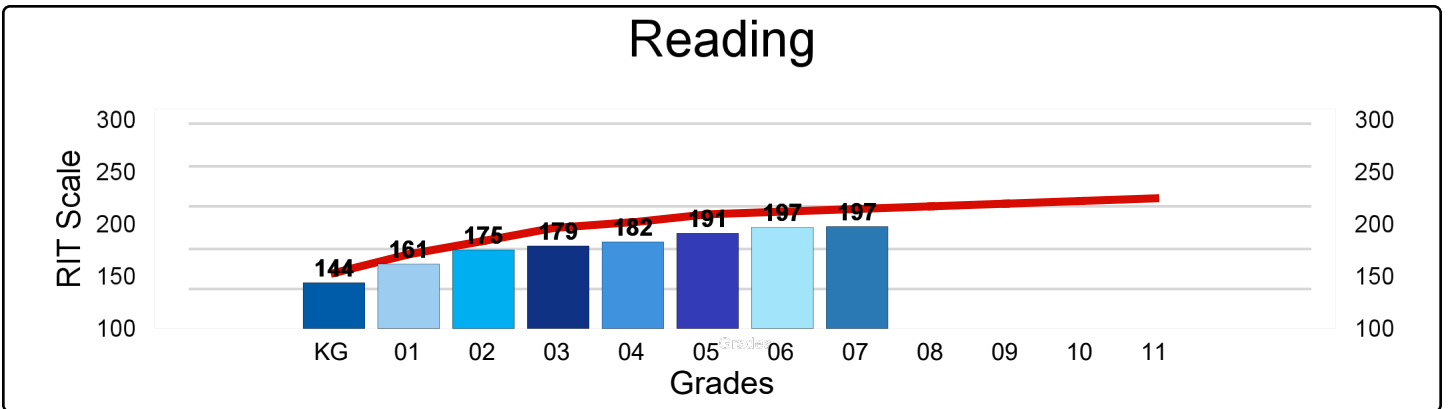
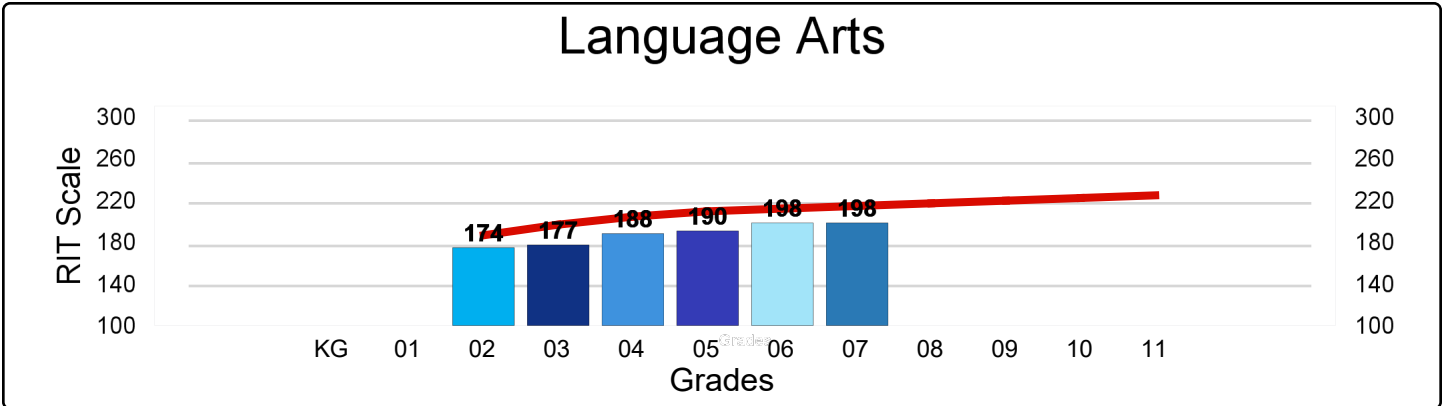
M-Step 2016-17 Proficiency



Brown, Ronald Academy

NWEA MAP Spring 2017 - Average RIT Score

National Norm 



Brown, Ronald Academy

Percentage of Student Meeting Growth Expectation Targets

