

# Fisher Magnet Upper Academy

School Year	2017-2018
District Code	82015
State Code	09345
DPS Code	421
From EAA	No
Voting District	6
Status	Active/Open
Emphasis	Gen Ed
Entity Type	LEA-School
Alt Services	
Title 1 Status	

School Configuration 2017-18																	
PK	KG	01	02	03	04	05	06	07	08	09	10	11	12	GE	Alt	CTE	SE
<input type="checkbox"/>	<input type="checkbox"/>	<input type="checkbox"/>	<input type="checkbox"/>	<input type="checkbox"/>	<input type="checkbox"/>	<input checked="" type="checkbox"/>	<input checked="" type="checkbox"/>	<input checked="" type="checkbox"/>	<input checked="" type="checkbox"/>	<input type="checkbox"/>	<input type="checkbox"/>	<input type="checkbox"/>	<input type="checkbox"/>	<input checked="" type="checkbox"/>	<input checked="" type="checkbox"/>	<input type="checkbox"/>	<input checked="" type="checkbox"/>
5 - 8, Spec Ed, Alt Ed																	
School Address										15491 Maddelein Street Detroit, MI 48205							
Main Telephone										(313) 866-7233							
Main Fax										(313) 866-7329							
Principal										Sean Fisher							
Principal Email										sean.fisher@detroitk12.org							
Principal Leader										Ricky Fountain							
Superintendent																	
Superintendent Phone																	

Attendance 2016-17		
Attendance Rate	# Chronically Absent	% Chronically Absent
<b>85.7%</b>	<b>304</b>	<b>60.9%</b>

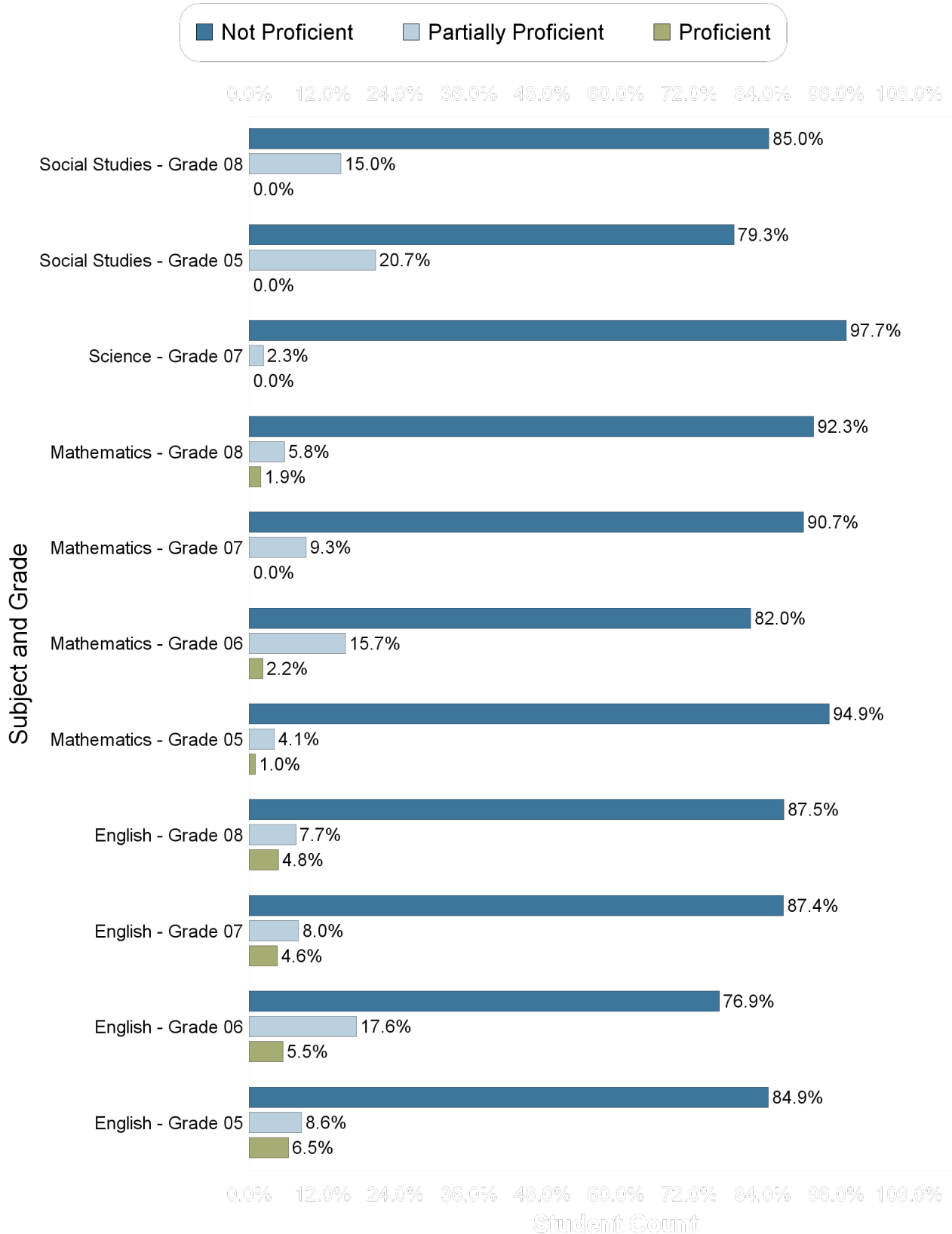
Mobility 2016-17			
Total Headcount	Incoming	Mobile Students	Stable Students
<b>423</b>	<b>51</b>	<b>57</b>	<b>366</b>

Graduation/Dropout Rate 2016-17							
	Cohort N	Graduation N	GED	Graduation Rate	Drop N	Drop Rate	Off Track
<b>4 Year Cohort</b>	n/a	n/a	n/a	n/a	n/a	n/a	n/a
<b>5 Year Cohort</b>	n/a	n/a	n/a	n/a	n/a	n/a	n/a
<b>6 Year Cohort</b>	n/a	n/a	n/a	n/a	n/a	n/a	n/a

Enrollment as of June 2018																
Sub Groups	Grades															
	PK	KG	01	02	03	04	05	06	07	08	09	10	11	12	14	Total
All Students							72	128	122	115						437
<b>Gender</b>																
Female							38	66	52	66						222
Male							34	62	70	49						215
<b>Ethnicity</b>																
AM										1						1
AS							3	1	1	1						6
BL							69	126	119	113						427
HI										1						1
HP																
TR																
WH								1	1							2
<b>Other Groups</b>																
SE							14	29	40	28						111
LEP							2	1	1	1						5
ED							63	118	111	100						392


# Fisher Magnet Upper Academy

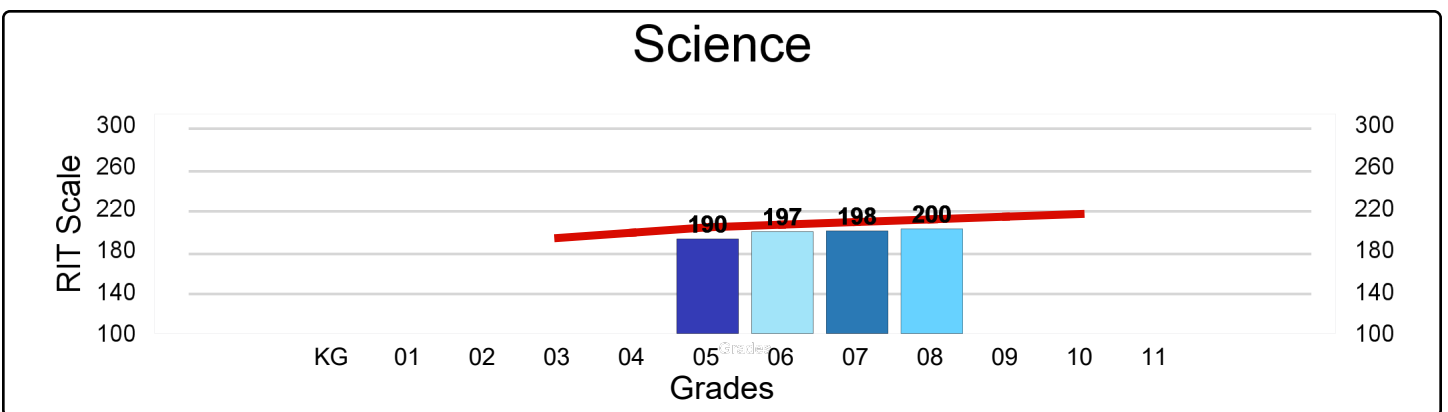
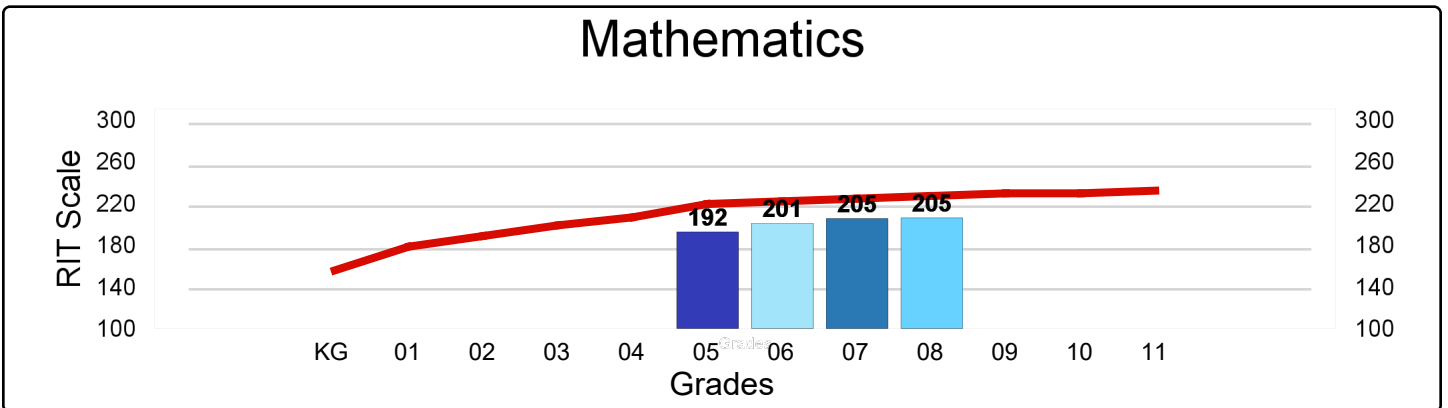
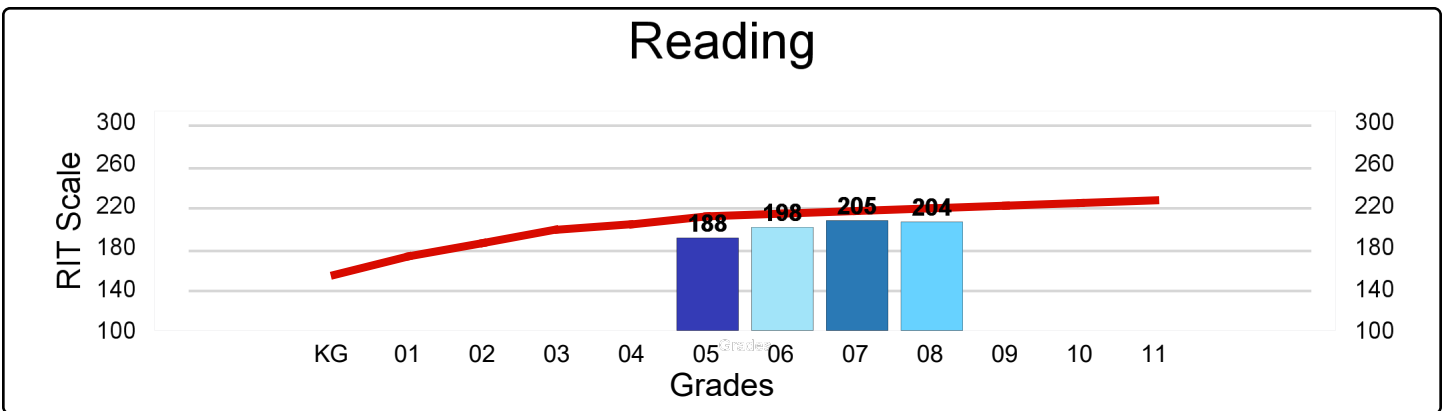
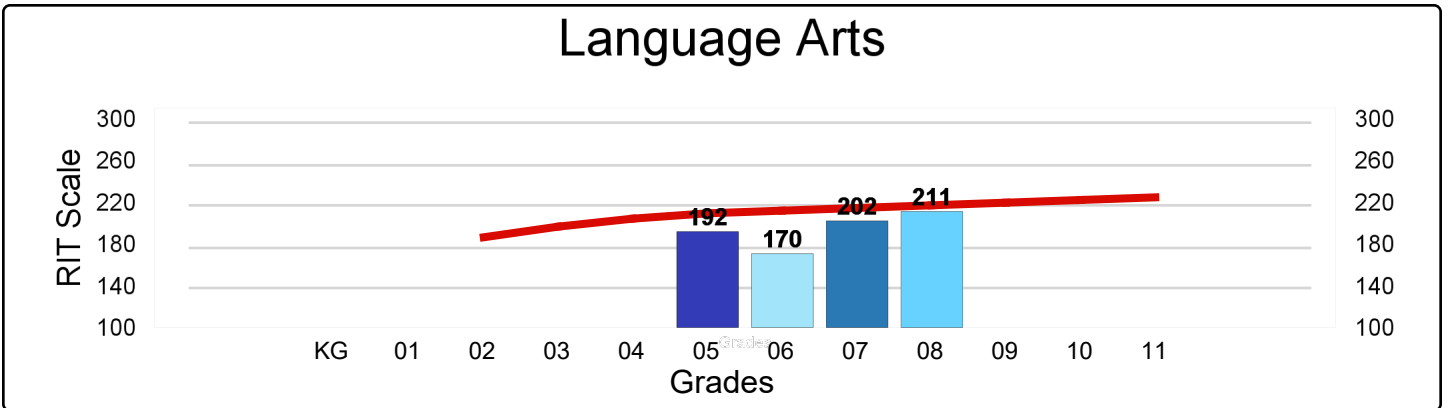
## M-Step 2016-17 Proficiency



# Fisher Magnet Upper Academy

NWEA MAP Spring 2017 - Average RIT Score

National Norm 



# Fisher Magnet Upper Academy

## Percentage of Student Meeting Growth Expectation Targets

