

Durfee Elementary-Middle School

| | |
|-----------------|-------------|
| School Year | 2017-2018 |
| District Code | 82015 |
| State Code | 00975 |
| DPS Code | 430 |
| From EAA | No |
| Voting District | 1 |
| Status | Active/Open |
| Emphasis | Gen Ed |
| Entity Type | LEA-School |
| Alt Services | |
| Title 1 Status | |

| School Configuration 2017-18 | | | | | | | | | | | | | | | | | |
|-------------------------------------|-------------------------------------|-------------------------------------|-------------------------------------|-------------------------------------|-------------------------------------|-------------------------------------|-------------------------------------|-------------------------------------|-------------------------------------|---|--------------------------|--------------------------|--------------------------|-------------------------------------|-------------------------------------|--------------------------|-------------------------------------|
| PK | KG | 01 | 02 | 03 | 04 | 05 | 06 | 07 | 08 | 09 | 10 | 11 | 12 | GE | Alt | CTE | SE |
| <input checked="" type="checkbox"/> | <input checked="" type="checkbox"/> | <input checked="" type="checkbox"/> | <input checked="" type="checkbox"/> | <input checked="" type="checkbox"/> | <input checked="" type="checkbox"/> | <input checked="" type="checkbox"/> | <input checked="" type="checkbox"/> | <input checked="" type="checkbox"/> | <input checked="" type="checkbox"/> | <input type="checkbox"/> | <input type="checkbox"/> | <input type="checkbox"/> | <input type="checkbox"/> | <input checked="" type="checkbox"/> | <input checked="" type="checkbox"/> | <input type="checkbox"/> | <input checked="" type="checkbox"/> |
| K - 8, PK, Spec Ed, Alt Ed | | | | | | | | | | | | | | | | | |
| School Address | | | | | | | | | | 2425 Tuxedo Street Detroit, MI 48206 | | | | | | | |
| Main Telephone | | | | | | | | | | (313) 252-3070 | | | | | | | |
| Main Fax | | | | | | | | | | (313) 866-0914 | | | | | | | |
| Principal | | | | | | | | | | Latoyea Webb-Harris | | | | | | | |
| Principal Email | | | | | | | | | | latoyia.webb-harris@detroitk12.org | | | | | | | |
| Principal Leader | | | | | | | | | | Ricky Fountain | | | | | | | |
| Superintendent | | | | | | | | | | | | | | | | | |
| Superintendent Phone | | | | | | | | | | | | | | | | | |

| Attendance 2016-17 | | |
|--------------------|----------------------|----------------------|
| Attendance Rate | # Chronically Absent | % Chronically Absent |
| 75.5% | 597 | 82.7% |

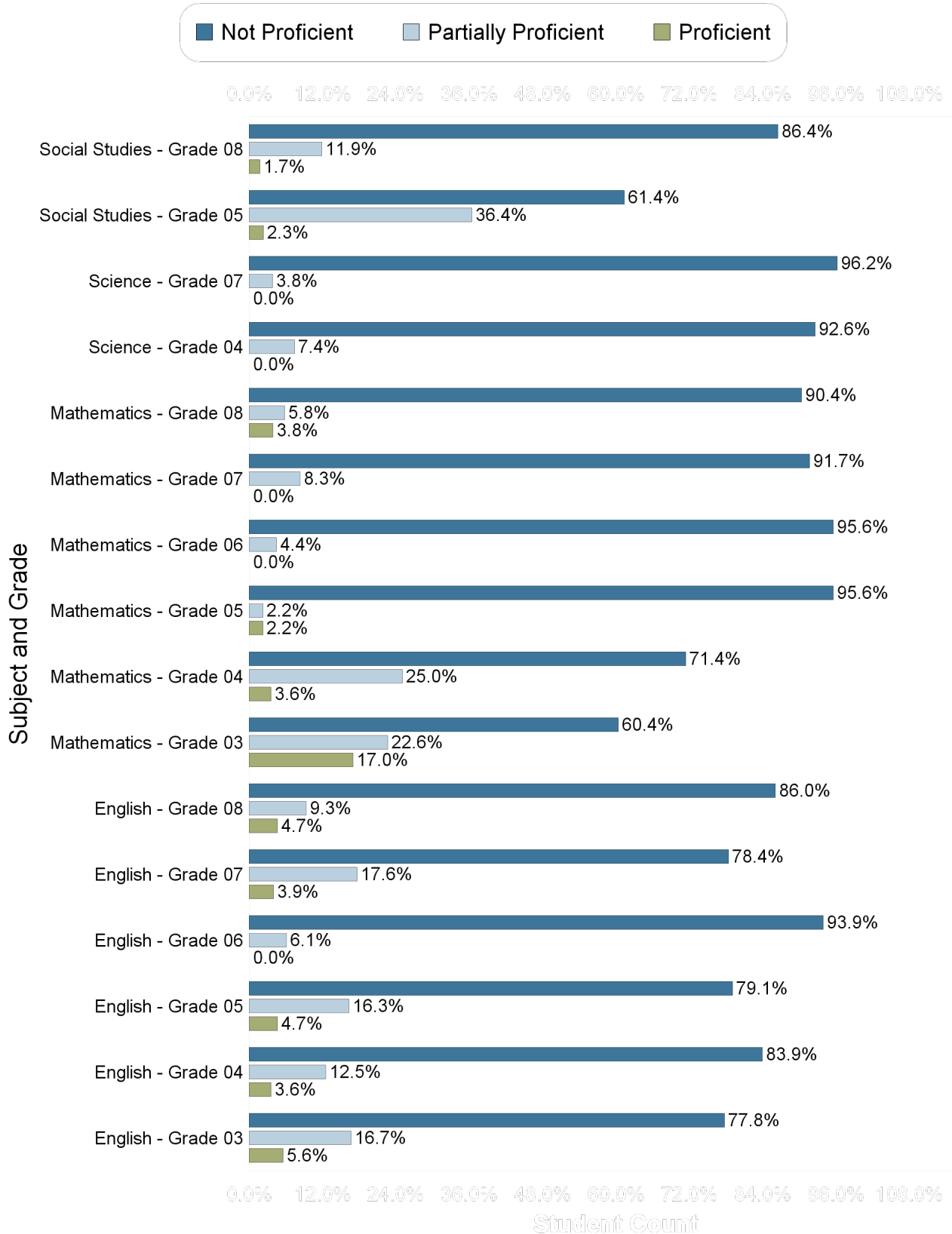
| Mobility 2016-17 | | | |
|------------------|------------|-----------------|-----------------|
| Total Headcount | Incoming | Mobile Students | Stable Students |
| 514 | 142 | 99 | 415 |

| Graduation/Dropout Rate 2016-17 | | | | | | | |
|---------------------------------|----------|--------------|-----|-----------------|--------|-----------|-----------|
| | Cohort N | Graduation N | GED | Graduation Rate | Drop N | Drop Rate | Off Track |
| 4 Year Cohort | n/a | n/a | n/a | n/a | n/a | n/a | n/a |
| 5 Year Cohort | n/a | n/a | n/a | n/a | n/a | n/a | n/a |
| 6 Year Cohort | n/a | n/a | n/a | n/a | n/a | n/a | n/a |

| Enrollment as of June 2018 | | | | | | | | | | | | | | | | |
|----------------------------|--------|----|----|----|----|----|----|----|----|----|----|----|----|----|----|-------|
| Sub Groups | Grades | | | | | | | | | | | | | | | Total |
| | PK | KG | 01 | 02 | 03 | 04 | 05 | 06 | 07 | 08 | 09 | 10 | 11 | 12 | 14 | |
| All Students | 16 | 36 | 69 | 72 | 62 | 56 | 70 | 69 | 64 | 66 | | | | | | 564 |
| Gender | | | | | | | | | | | | | | | | |
| Female | 5 | 15 | 32 | 32 | 24 | 26 | 32 | 30 | 23 | 25 | | | | | | 239 |
| Male | 11 | 21 | 37 | 40 | 38 | 30 | 38 | 39 | 41 | 41 | | | | | | 325 |
| Ethnicity | | | | | | | | | | | | | | | | |
| AM | | | | | | | | 1 | | | | | | | | 1 |
| AS | | | | 1 | | | | 1 | | | | | | | | 2 |
| BL | 16 | 33 | 68 | 70 | 61 | 55 | 68 | 65 | 61 | 65 | | | | | | 546 |
| HI | | 1 | | | | | 2 | 2 | | 1 | | | | | | 6 |
| HP | | | | | | | | | | | | | | | | |
| TR | | | | | | | | | | | | | | | | |
| WH | | 2 | 1 | 1 | 1 | 1 | | | 3 | | | | | | | 9 |
| Other Groups | | | | | | | | | | | | | | | | |
| SE | 16 | 7 | 11 | 10 | 12 | 13 | 15 | 20 | 20 | 18 | | | | | | 126 |
| LEP | | | | | | | | 1 | | | | | | | | 1 |
| ED | 11 | 28 | 61 | 62 | 59 | 51 | 59 | 63 | 55 | 54 | | | | | | 492 |


Durfee Elementary-Middle School

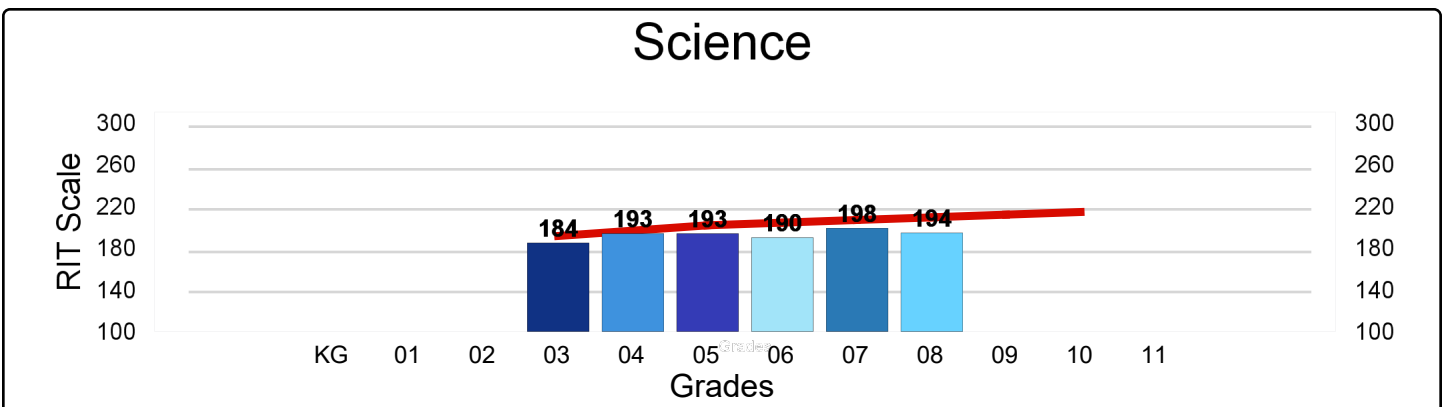
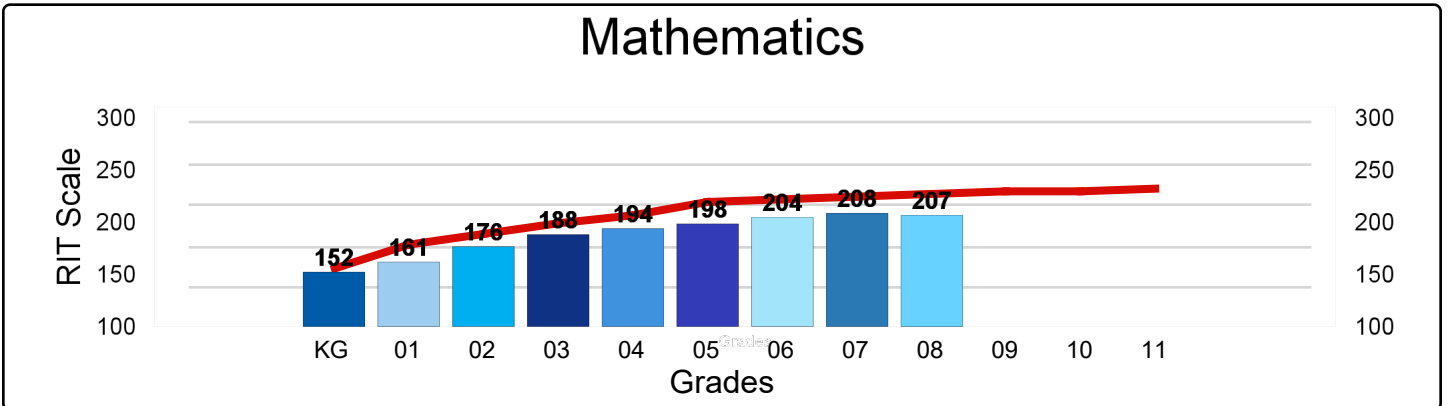
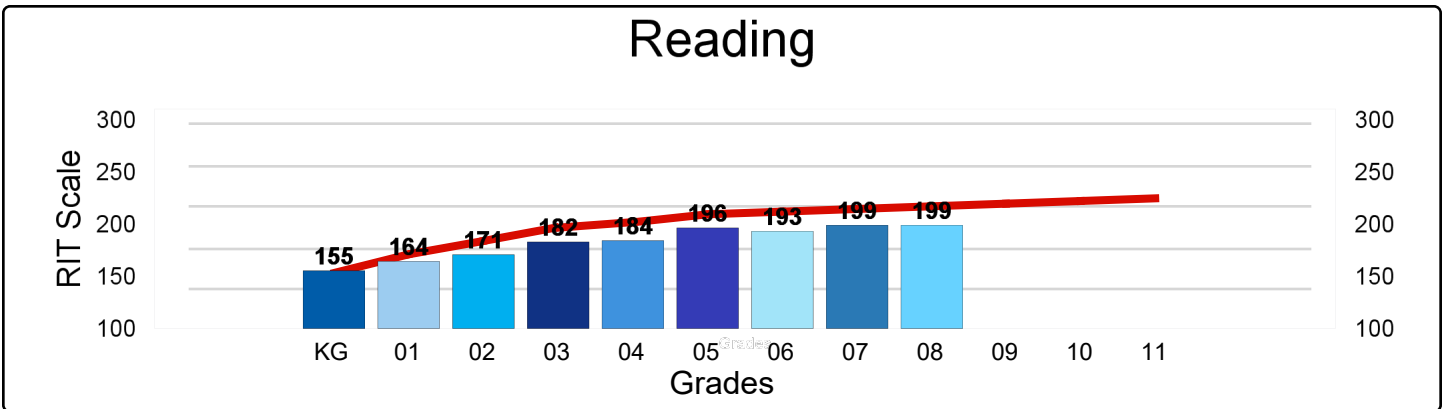
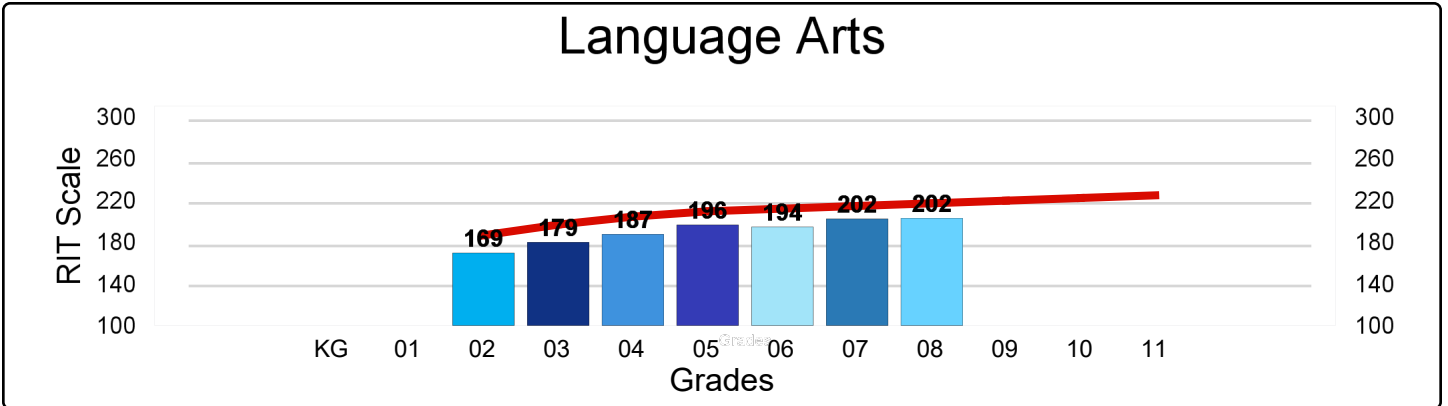
M-Step 2016-17 Proficiency



Durfee Elementary-Middle School

NWEA MAP Spring 2017 - Average RIT Score

National Norm 



Durfee Elementary-Middle School

Percentage of Student Meeting Growth Expectation Targets

