

# Noble Elementary-Middle School

School Year	2017-2018
District Code	82015
State Code	06103
DPS Code	473
From EAA	No
Voting District	3
Status	Active/Open
Emphasis	Gen Ed
Entity Type	LEA-School
Alt Services	
Title 1 Status	

School Configuration 2017-18																	
PK	KG	01	02	03	04	05	06	07	08	09	10	11	12	GE	Alt	CTE	SE
<input checked="" type="checkbox"/>	<input checked="" type="checkbox"/>	<input checked="" type="checkbox"/>	<input checked="" type="checkbox"/>	<input checked="" type="checkbox"/>	<input checked="" type="checkbox"/>	<input checked="" type="checkbox"/>	<input checked="" type="checkbox"/>	<input checked="" type="checkbox"/>	<input checked="" type="checkbox"/>	<input type="checkbox"/>	<input type="checkbox"/>	<input type="checkbox"/>	<input type="checkbox"/>	<input checked="" type="checkbox"/>	<input type="checkbox"/>	<input type="checkbox"/>	<input checked="" type="checkbox"/>
K - 8, PK, Spec Ed																	
School Address										8646 Fullerton Street Detroit, MI 48238-3033							
Main Telephone										(313) 873-0377							
Main Fax										(313) 873-0398							
Principal										Tonya Norwood							
Principal Email										tonya.norwood@detroitk12.org							
Principal Leader										Nidia Ashby							
Superintendent																	
Superintendent Phone																	

Attendance 2016-17		
Attendance Rate	# Chronically Absent	% Chronically Absent
<b>82.5%</b>	<b>469</b>	<b>68.1%</b>

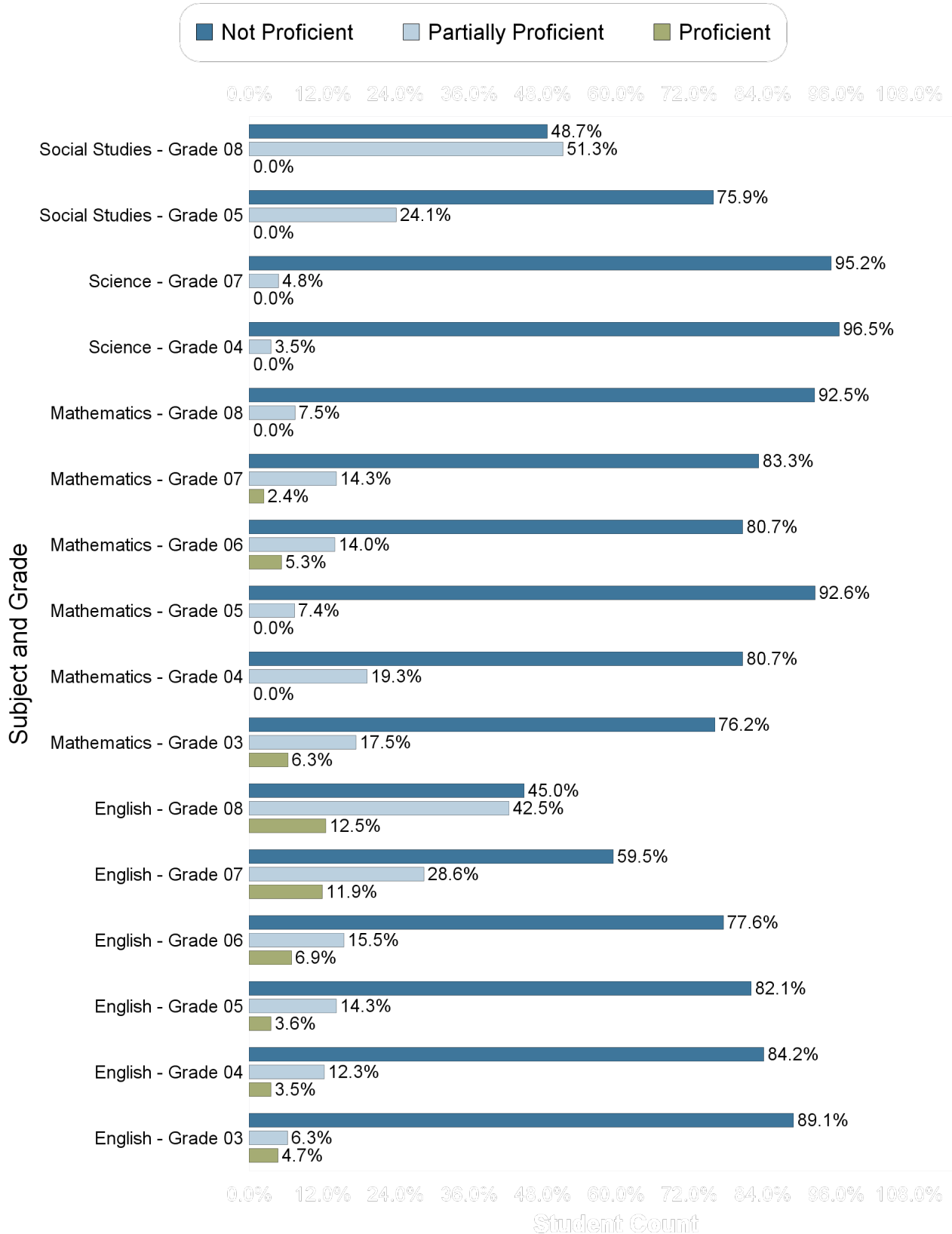
Mobility 2016-17			
Total Headcount	Incoming	Mobile Students	Stable Students
<b>515</b>	<b>117</b>	<b>79</b>	<b>436</b>

Graduation/Dropout Rate 2016-17							
	Cohort N	Graduation N	GED	Graduation Rate	Drop N	Drop Rate	Off Track
<b>4 Year Cohort</b>	n/a	n/a	n/a	n/a	n/a	n/a	n/a
<b>5 Year Cohort</b>	n/a	n/a	n/a	n/a	n/a	n/a	n/a
<b>6 Year Cohort</b>	n/a	n/a	n/a	n/a	n/a	n/a	n/a

Enrollment as of June 2018																
Sub Groups	Grades															Total
	PK	KG	01	02	03	04	05	06	07	08	09	10	11	12	14	
All Students	59	53	89	72	48	61	55	60	71	53						562
<b>Gender</b>																
Female	30	26	45	32	23	26	25	30	33	28						268
Male	29	27	44	40	25	35	30	30	38	25						294
<b>Ethnicity</b>																
AM	1						1									1
AS			1		1											2
BL	56	52	86	71	47	60	54	60	71	50						551
HI	2									3						3
HP																
TR																
WH		1	2	1		1										5
<b>Other Groups</b>																
SE	27	5	18	21	2	12	8	10	14	15						105
LEP			1			1				2						4
ED	49	49	83	67	44	57	50	55	66	46						517


# Noble Elementary-Middle School

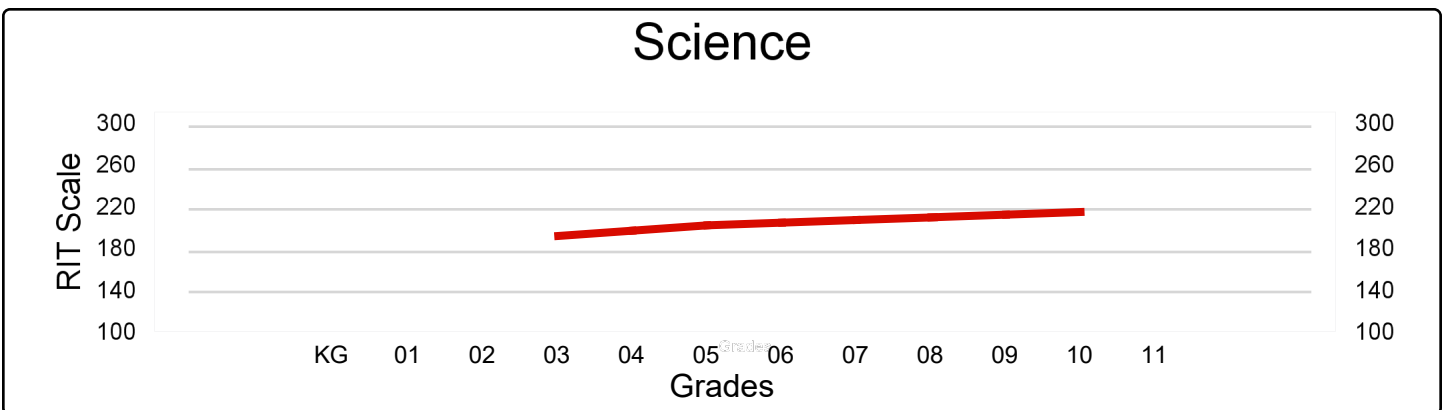
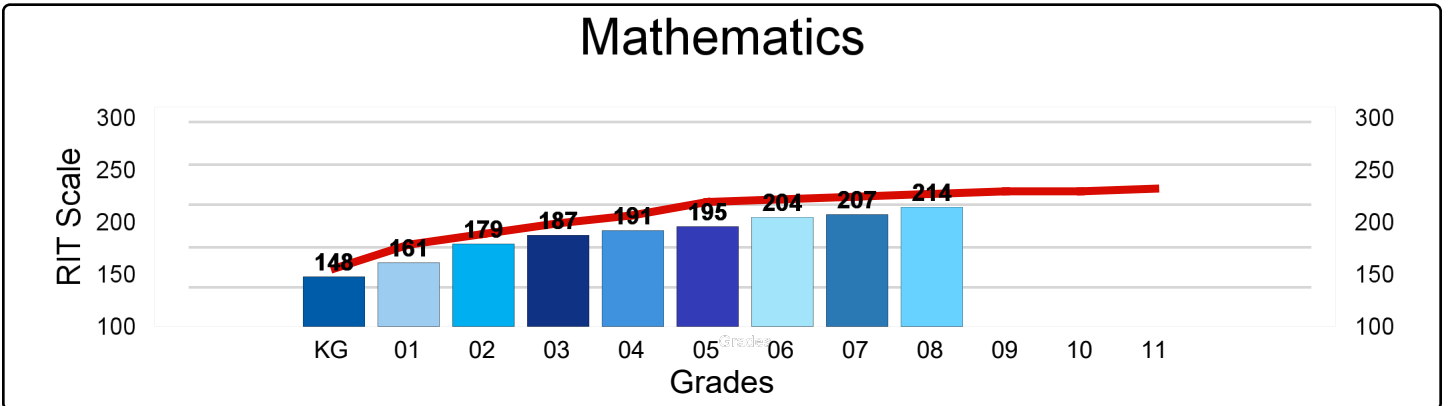
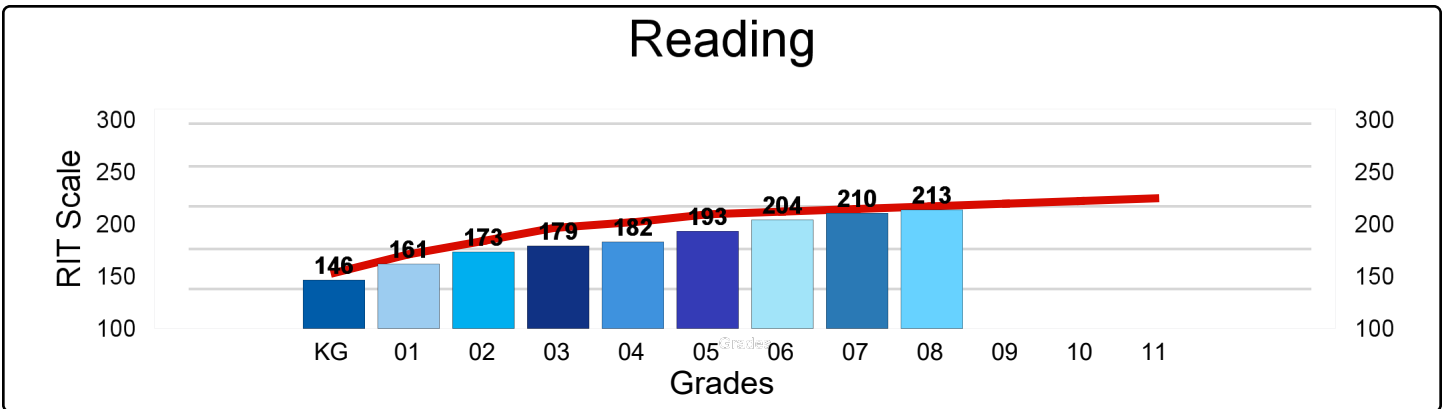
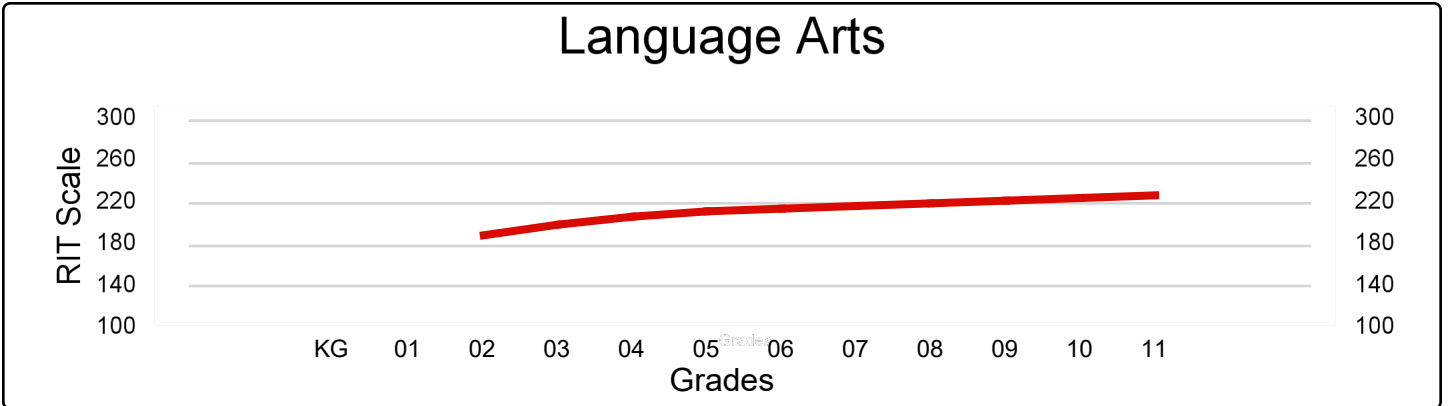
## M-Step 2016-17 Proficiency



# Noble Elementary-Middle School

NWEA MAP Spring 2017 - Average RIT Score

National Norm 



# Noble Elementary-Middle School

## Percentage of Student Meeting Growth Expectation Targets

