

# Detroit International Academy for Young Women

School Year	2017-2018
District Code	82015
State Code	00039
DPS Code	515
From EAA	No
Voting District	1
Status	Active/Open
Emphasis	Gen Ed
Entity Type	LEA-School
Alt Services	
Title 1 Status	

### School Configuration 2017-18

PK	KG	01	02	03	04	05	06	07	08	09	10	11	12	GE	Alt	CTE	SE
<input checked="" type="checkbox"/>	<input checked="" type="checkbox"/>	<input checked="" type="checkbox"/>	<input checked="" type="checkbox"/>	<input checked="" type="checkbox"/>	<input checked="" type="checkbox"/>	<input checked="" type="checkbox"/>	<input checked="" type="checkbox"/>	<input checked="" type="checkbox"/>	<input checked="" type="checkbox"/>	<input checked="" type="checkbox"/>	<input checked="" type="checkbox"/>	<input checked="" type="checkbox"/>	<input checked="" type="checkbox"/>	<input checked="" type="checkbox"/>	<input checked="" type="checkbox"/>	<input checked="" type="checkbox"/>	<input checked="" type="checkbox"/>
K - 12, PK, Spec Ed, Alt Ed, CTE																	

School Address	9026 Woodward Detroit, MI 48202
Main Telephone	(313) 873-3050
Main Fax	(313) 873-3088
Principal	Pamela Askew
Principal Email	pamela.askew@detroitk12.org
Principal Leader	Rebeca Luna
Superintendent	
Superintendent Phone	

### Attendance 2016-17

Attendance Rate	# Chronically Absent	% Chronically Absent
<b>84.7%</b>	<b>242</b>	<b>62.5%</b>

### Mobility 2016-17

Total Headcount	Incoming	Mobile Students	Stable Students
<b>361</b>	<b>9</b>	<b>44</b>	<b>317</b>

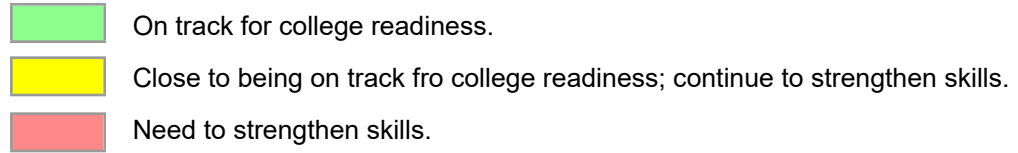
### Graduation/Dropout Rate 2016-17

	Cohort N	Graduation N	GED	Graduation Rate	Drop N	Drop Rate	Off Track
<b>4 Year Cohort</b>	<b>57</b>	<b>49</b>	<b>0</b>	<b>85.96%</b>	<b>5</b>	<b>8.77%</b>	<b>3</b>
<b>5 Year Cohort</b>	<b>33</b>	<b>30</b>	<b>0</b>	<b>90.91%</b>	<b>3</b>	<b>9.09%</b>	<b>0</b>
<b>6 Year Cohort</b>	<b>65</b>	<b>58</b>	<b>3</b>	<b>89.23%</b>	<b>4</b>	<b>6.15%</b>	<b>0</b>

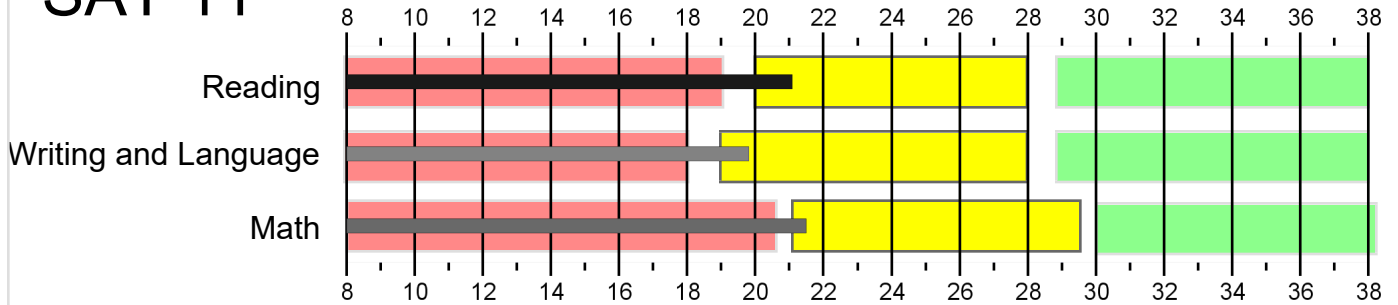
### Enrollment as of June 2018

Sub Groups	Grades															Total
	PK	KG	01	02	03	04	05	06	07	08	09	10	11	12	14	
All Students	13	17	13	17	13	8	11	18	21	27	38	44	38	7		272
<b>Gender</b>																
Female	13	17	13	17	13	8	11	18	21	27	38	44	38	7		272
Male																
<b>Ethnicity</b>																
AM																
AS									2	4	8	8	11			33
BL	12	16	13	16	12	7	11	14	15	20	28	31	16	7		206
HI										1			1			2
HP				1	1	1		3	2	2	2	4	8			24
TR																
WH	1	1						1	2			1	2			7
<b>Other Groups</b>																
SE		1			1		2	1	3	5	3	9	4	5		34
LEP	1	1		1	1	1		4	6	7	9	12	21			63
ED	8	15	11	15	11	8	10	14	19	22	28	39	36	5		233

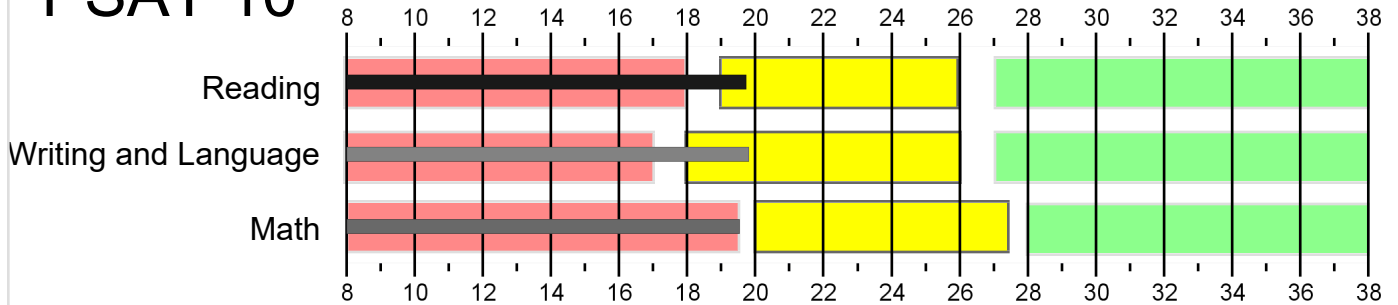
# Detroit International Academy for Young Women



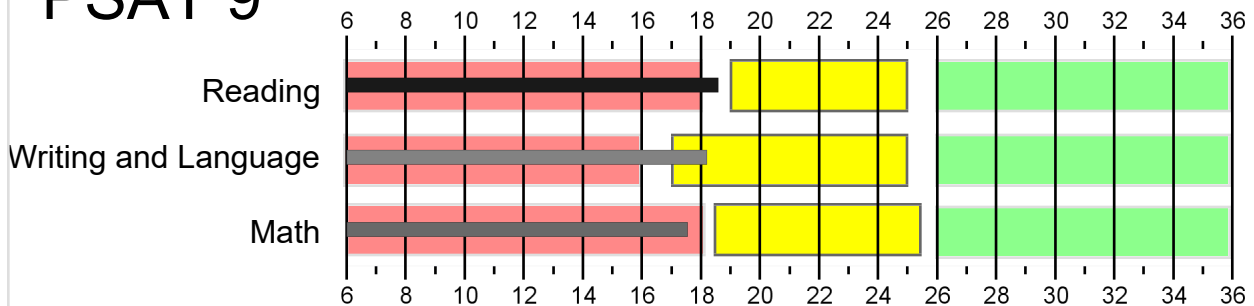
## SAT 11



## PSAT 10

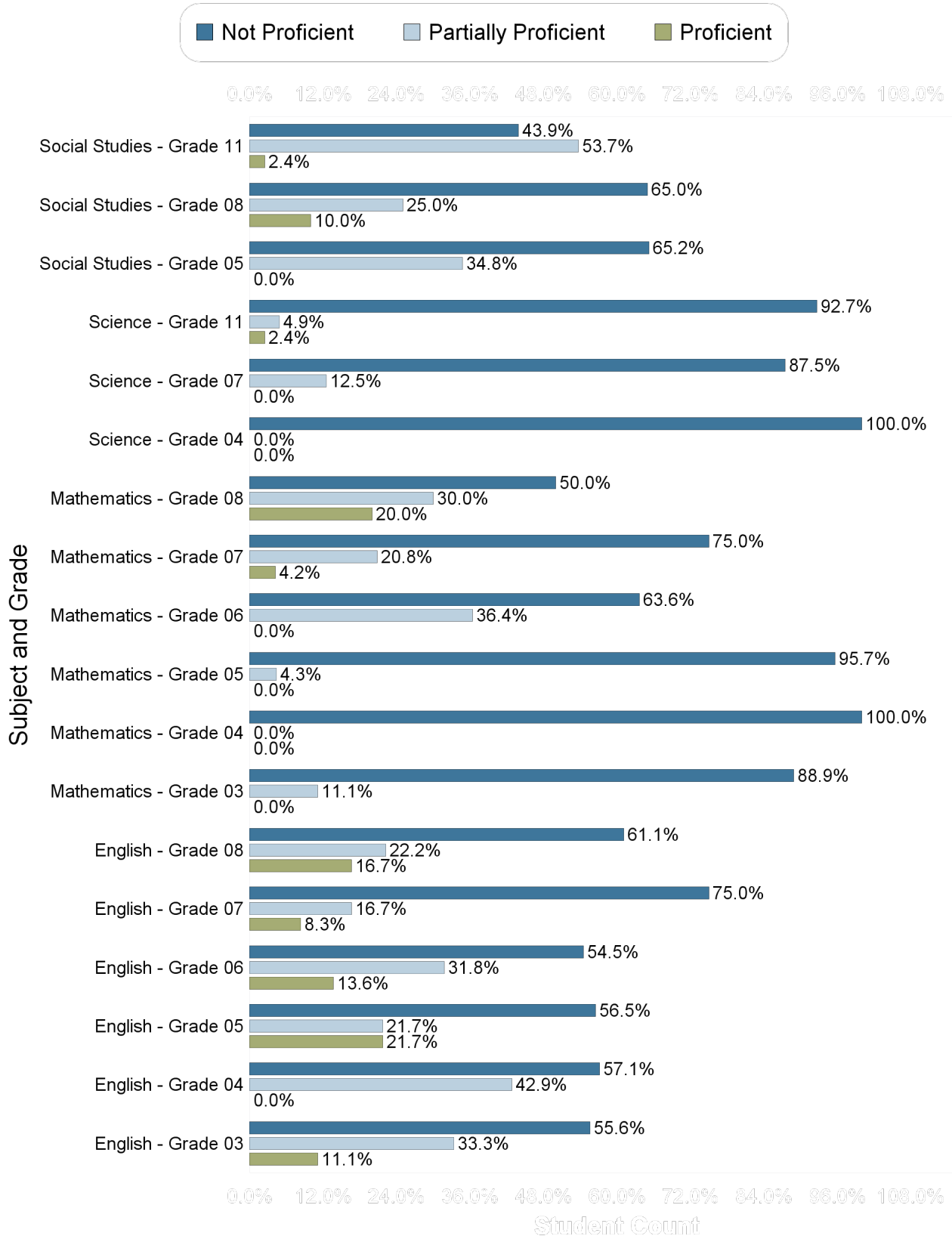


## PSAT 9




# Detroit International Academy for Young Women

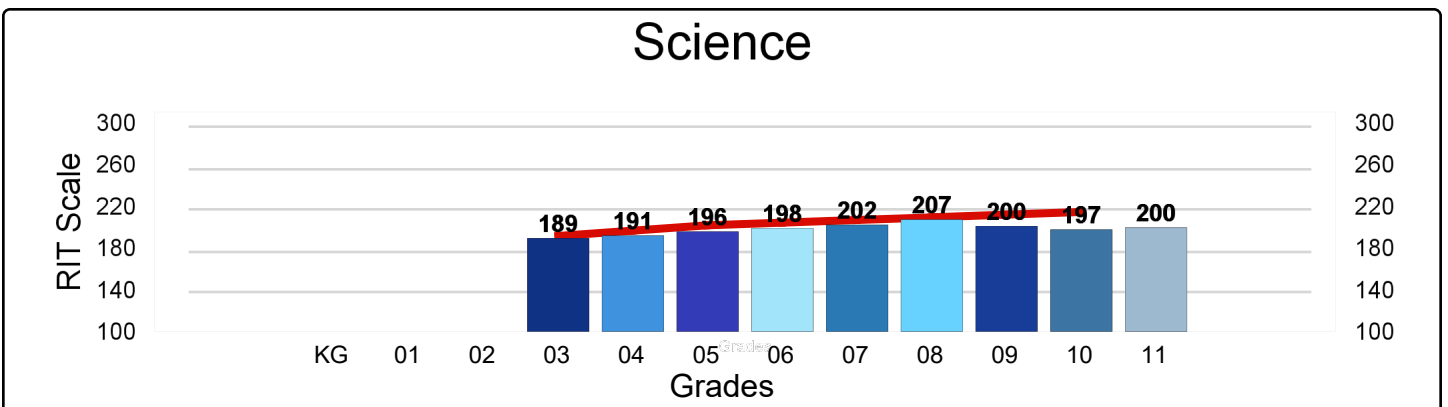
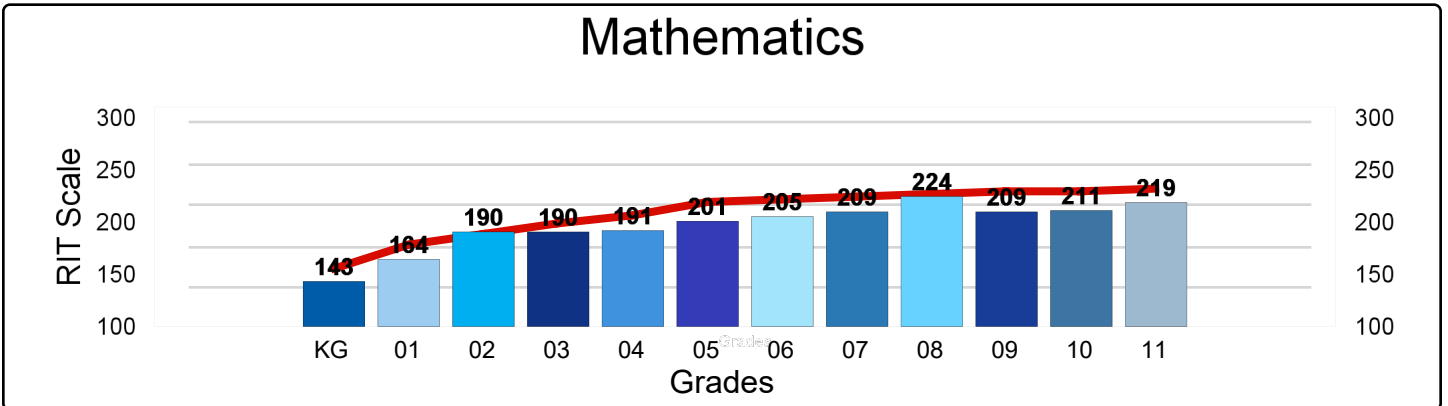
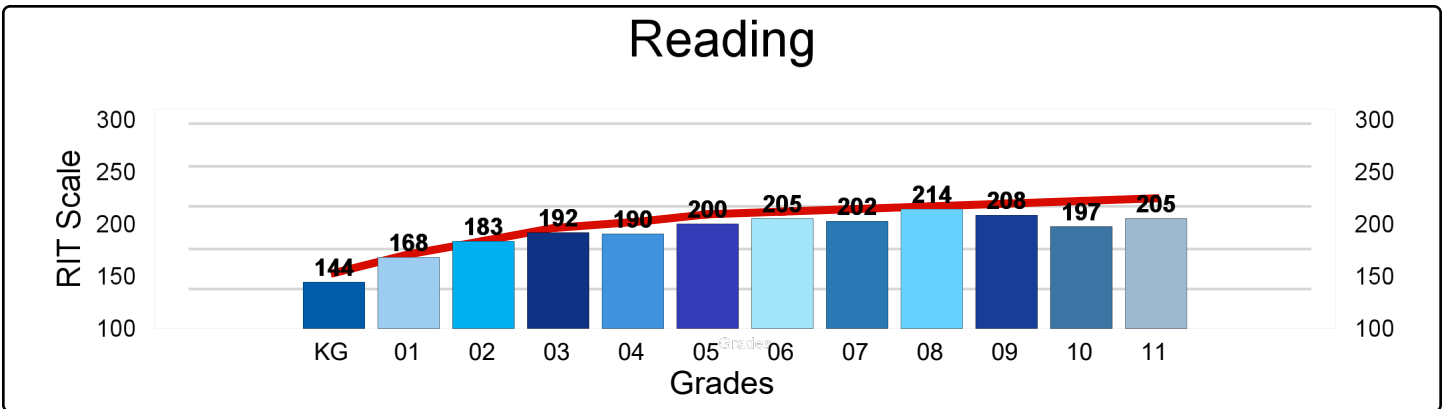
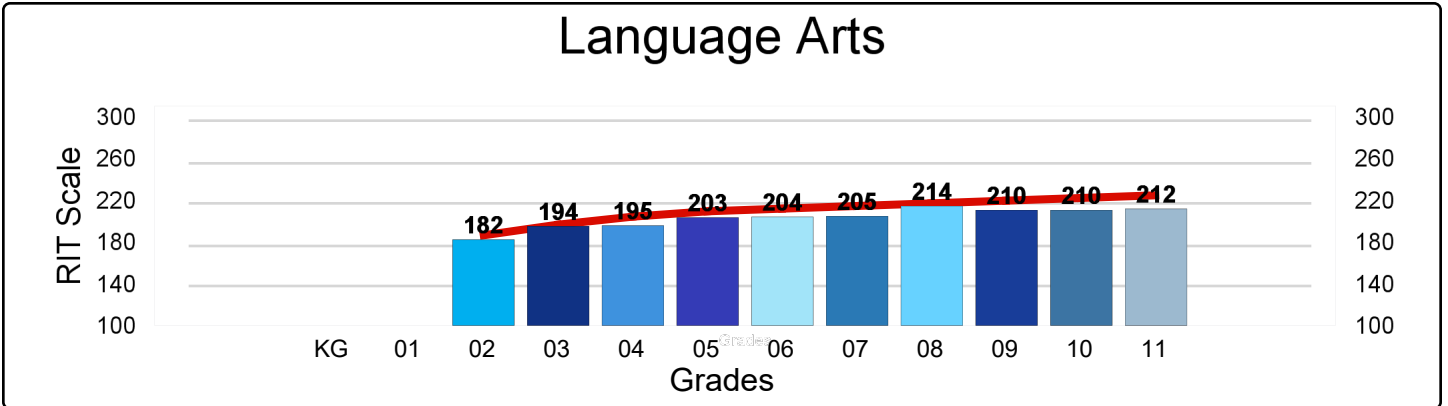
## M-Step 2016-17 Proficiency



# Detroit International Academy for Young Women

NWEA MAP Spring 2017 - Average RIT Score

National Norm 



# Detroit International Academy for Young Women

## Percentage of Student Meeting Growth Expectation Targets

