

King High School

School Configuration 2017-18

PK	KG	01	02	03	04	05	06	07	08	09	10	11	12	GE	Alt	CTE	SE
<input type="checkbox"/>	<input type="checkbox"/>	<input type="checkbox"/>	<input type="checkbox"/>	<input type="checkbox"/>	<input type="checkbox"/>	<input type="checkbox"/>	<input type="checkbox"/>	<input type="checkbox"/>	<input type="checkbox"/>	<input checked="" type="checkbox"/>	<input checked="" type="checkbox"/>	<input checked="" type="checkbox"/>	<input checked="" type="checkbox"/>	<input checked="" type="checkbox"/>	<input type="checkbox"/>	<input checked="" type="checkbox"/>	<input checked="" type="checkbox"/>

9 - 12, Spec Ed, CTE

School Year	2017-2018
District Code	82015
State Code	01043
DPS Code	529
From EAA	No
Voting District	1
Status	Active/Open
Emphasis	Gen Ed
Entity Type	LEA-School
Alt Services	
Title 1 Status	

School Address	3200 E. Lafayette Street Detroit, MI 48207-3812
Main Telephone	(313) 494-7373
Main Fax	(313) 262-9140
Principal	Deborah Jenkins
Principal Email	deborah.jenkins@detroitk12.org
Principal Leader	Rebeca Luna
Superintendent	
Superintendent Phone	

Attendance 2016-17

Attendance Rate	# Chronically Absent	% Chronically Absent
85.3%	800	52.7%

Mobility 2016-17

Total Headcount	Incoming	Mobile Students	Stable Students
1424	41	174	1250

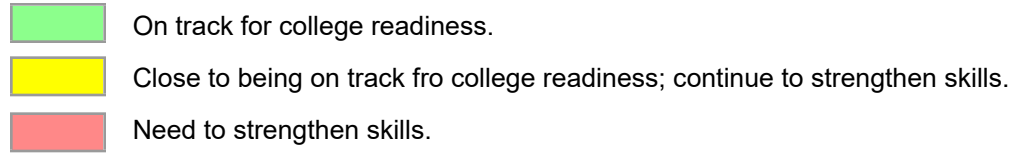
Graduation/Dropout Rate 2016-17

	Cohort N	Graduation N	GED	Graduation Rate	Drop N	Drop Rate	Off Track
4 Year Cohort	318	261	0	82.08%	23	7.23%	34
5 Year Cohort	353	309	0	87.54%	35	9.92%	9
6 Year Cohort	335	307	0	91.64%	26	7.76%	2

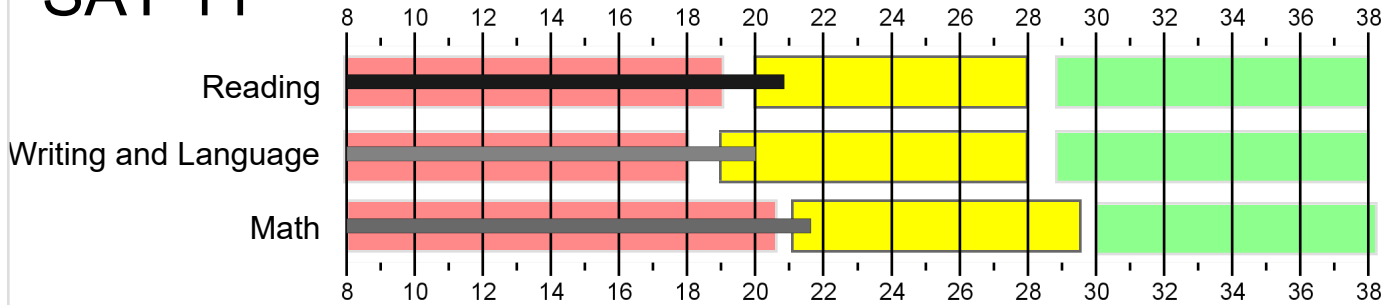
Enrollment as of June 2018

Sub Groups	Grades															
	PK	KG	01	02	03	04	05	06	07	08	09	10	11	12	14	Total
All Students											312	300	241	296		1,149
Gender																
Female											131	150	129	170		580
Male											181	150	112	126		569
Ethnicity																
AM													1			1
AS											1		1			2
BL											311	300	239	295		1,145
HI																
HP																
TR																
WH														1		1
Other Groups																
SE											37	45	41	49		172
LEP													1			1
ED											259	240	195	220		914

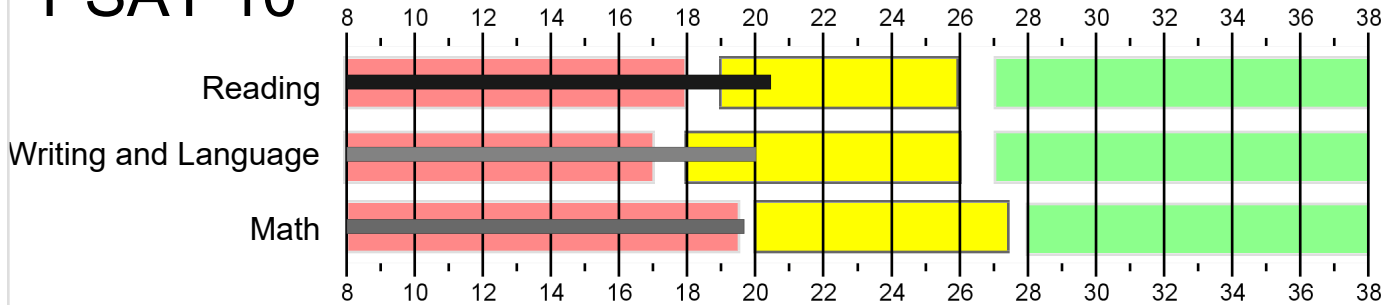
King High School



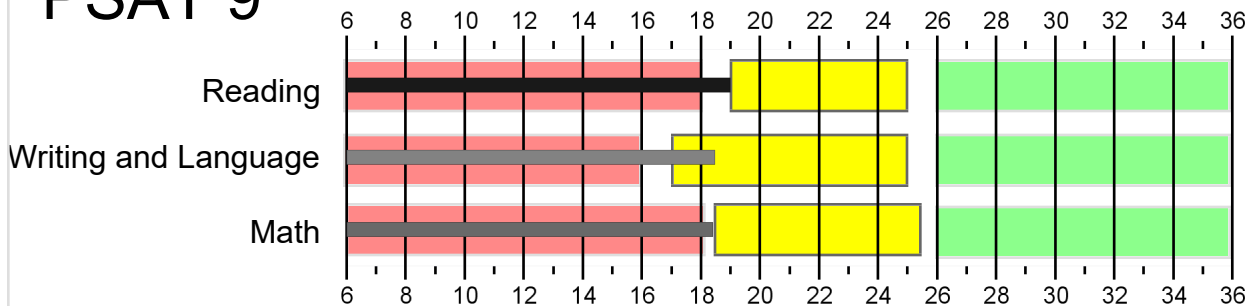
SAT 11



PSAT 10

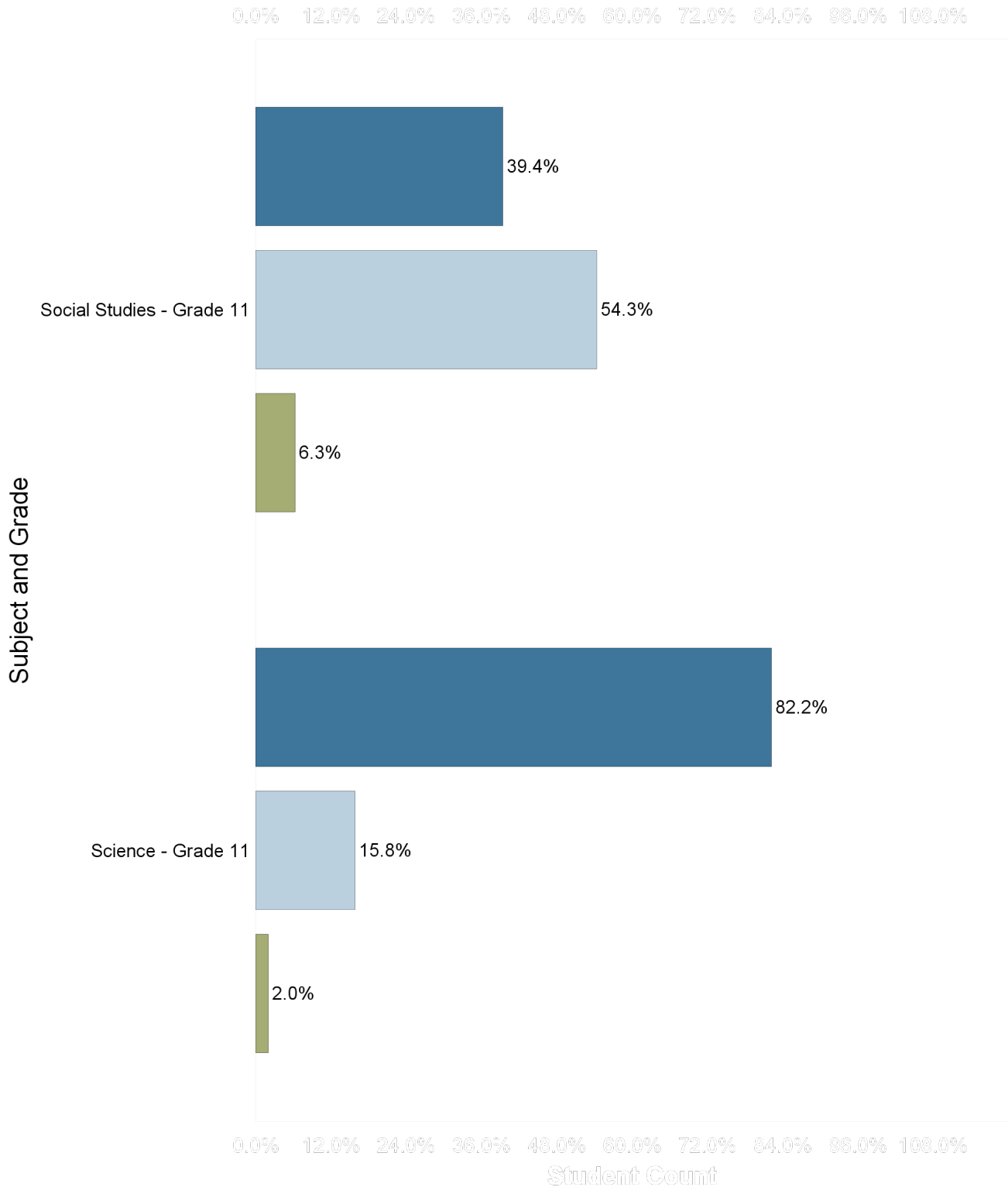


PSAT 9




King High School

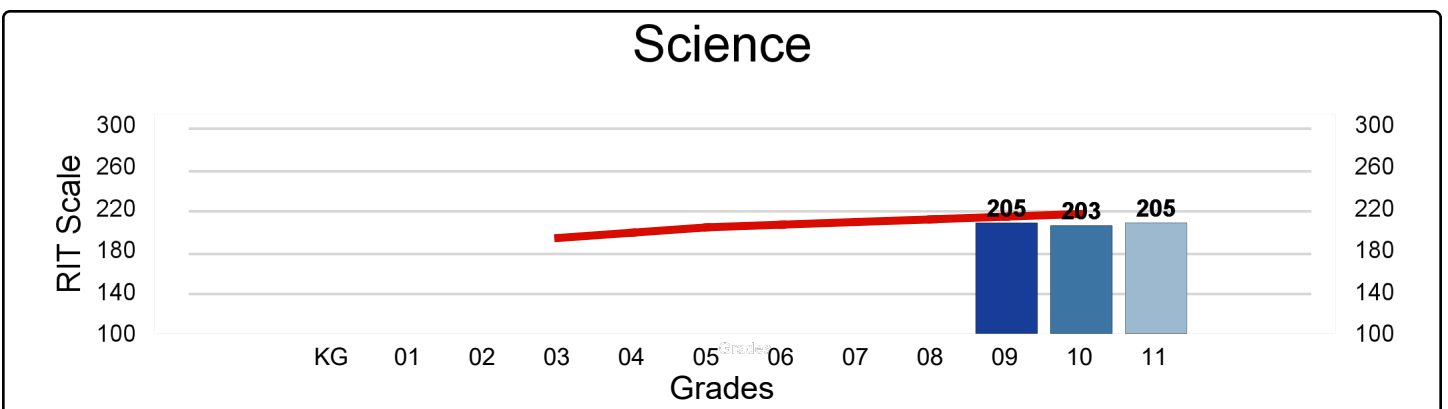
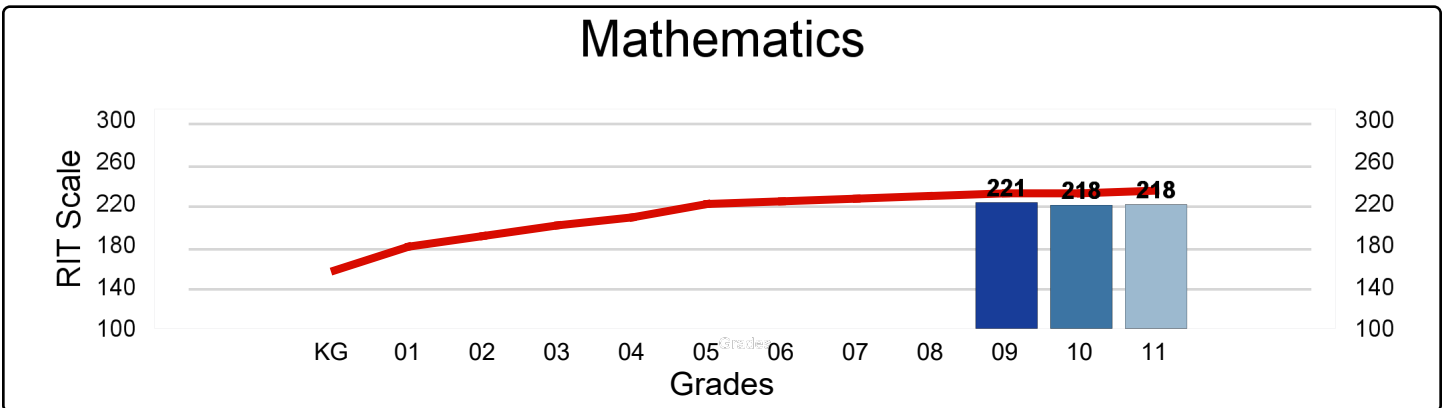
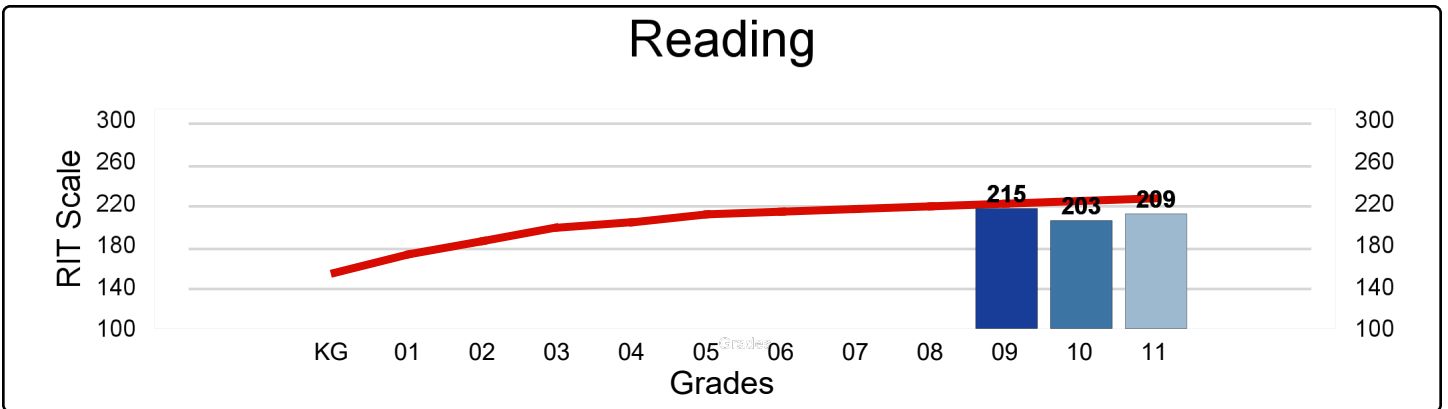
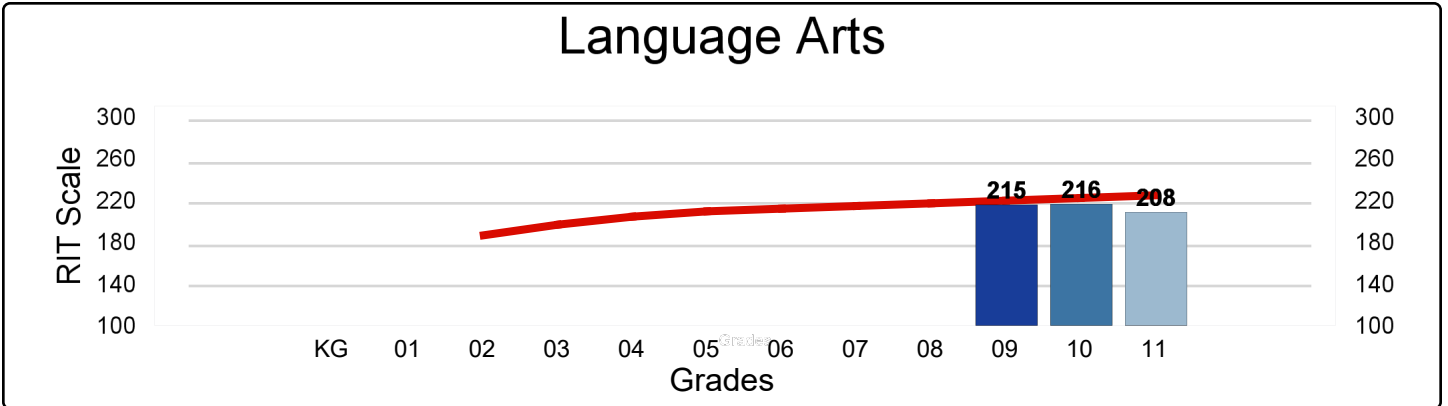
M-Step 2016-17 Proficiency



King High School

NWEA MAP Spring 2017 - Average RIT Score

National Norm 



King High School

Percentage of Student Meeting Growth Expectation Targets

