

Pershing High School

School Year	2017-2018
District Code	82015
State Code	03015
DPS Code	568
From EAA	Yes
Voting District	6
Status	Active/Open
Emphasis	Gen Ed
Entity Type	LEA-School
Alt Services	
Title 1 Status	

School Configuration 2017-18

PK	KG	01	02	03	04	05	06	07	08	09	10	11	12	GE	Alt	CTE	SE
<input type="checkbox"/>	<input type="checkbox"/>	<input type="checkbox"/>	<input type="checkbox"/>	<input type="checkbox"/>	<input type="checkbox"/>	<input type="checkbox"/>	<input type="checkbox"/>	<input type="checkbox"/>	<input type="checkbox"/>	<input checked="" type="checkbox"/>	<input checked="" type="checkbox"/>	<input checked="" type="checkbox"/>	<input checked="" type="checkbox"/>	<input type="checkbox"/>	<input type="checkbox"/>	<input checked="" type="checkbox"/>	<input checked="" type="checkbox"/>

9 - 12, Spec Ed, CTE

School Address	18875 Ryan Road Detroit, MI 48234-1917
Main Telephone	(313) 866-7700
Main Fax	(313) 866-3296
Principal	Shirley Brown
Principal Email	shirley.brown@detroitk12.org
Principal Leader	Ricky Fountain
Superintendent	
Superintendent Phone	

Attendance 2016-17

Attendance Rate	# Chronically Absent	% Chronically Absent
-----------------	----------------------	----------------------

Mobility 2016-17

Total Headcount	Incoming	Mobile Students	Stable Students
314	40	63	251

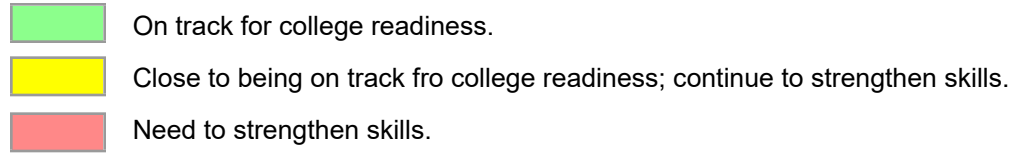
Graduation/Dropout Rate 2016-17

	Cohort N	Graduation N	GED	Graduation Rate	Drop N	Drop Rate	Off Track
4 Year Cohort	5	5	0	100.00%	0	0.00%	0
5 Year Cohort	1	1	0	100.00%	0	0.00%	0
6 Year Cohort	4	1	0	25.00%	3	75.00%	0

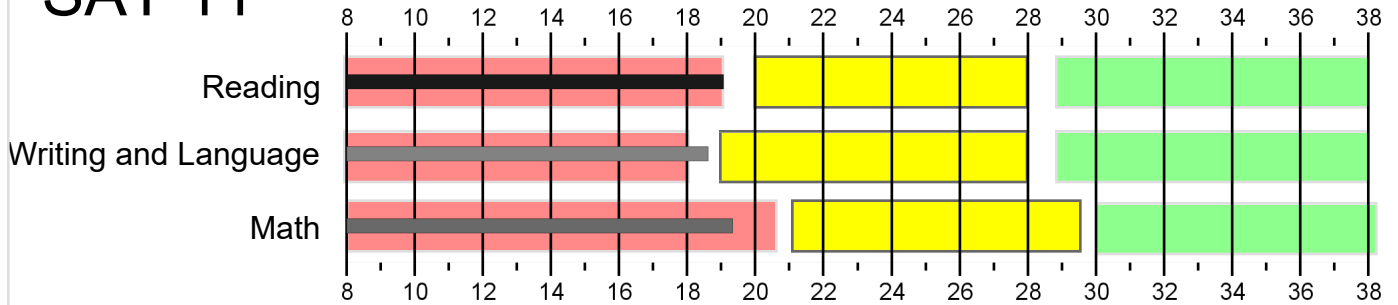
Enrollment as of June 2018

Sub Groups	Grades															
	PK	KG	01	02	03	04	05	06	07	08	09	10	11	12	14	Total
All Students											123	98	67	7		295
Gender																
Female											58	51	27	1		137
Male											65	47	40	6		158
Ethnicity																
AM																
AS											3	4	2			9
BL											119	90	65	7		281
HI											1	2				3
HP																
TR																
WH												2				2
Other Groups																
SE											22	21	11	3		57
LEP											3	1	2			6
ED											105	79	56	6		246

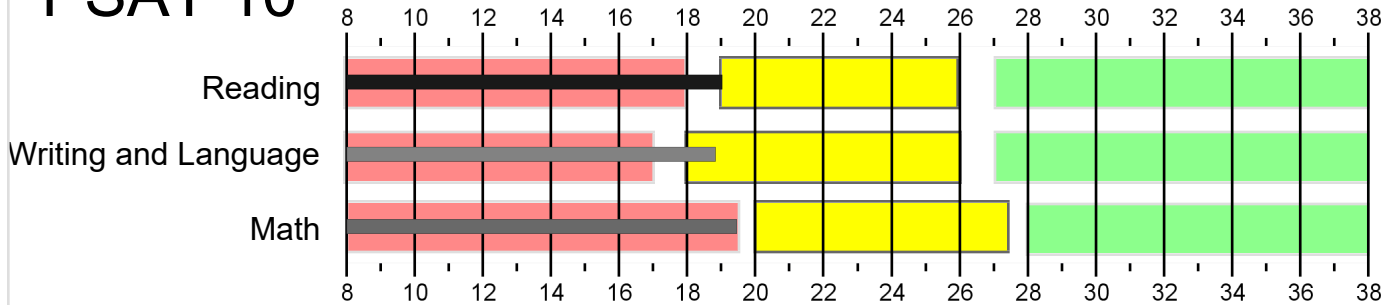
Pershing High School



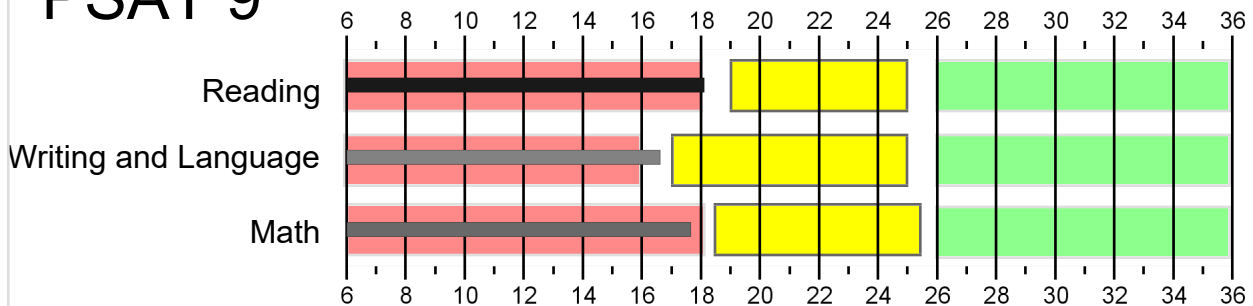
SAT 11



PSAT 10

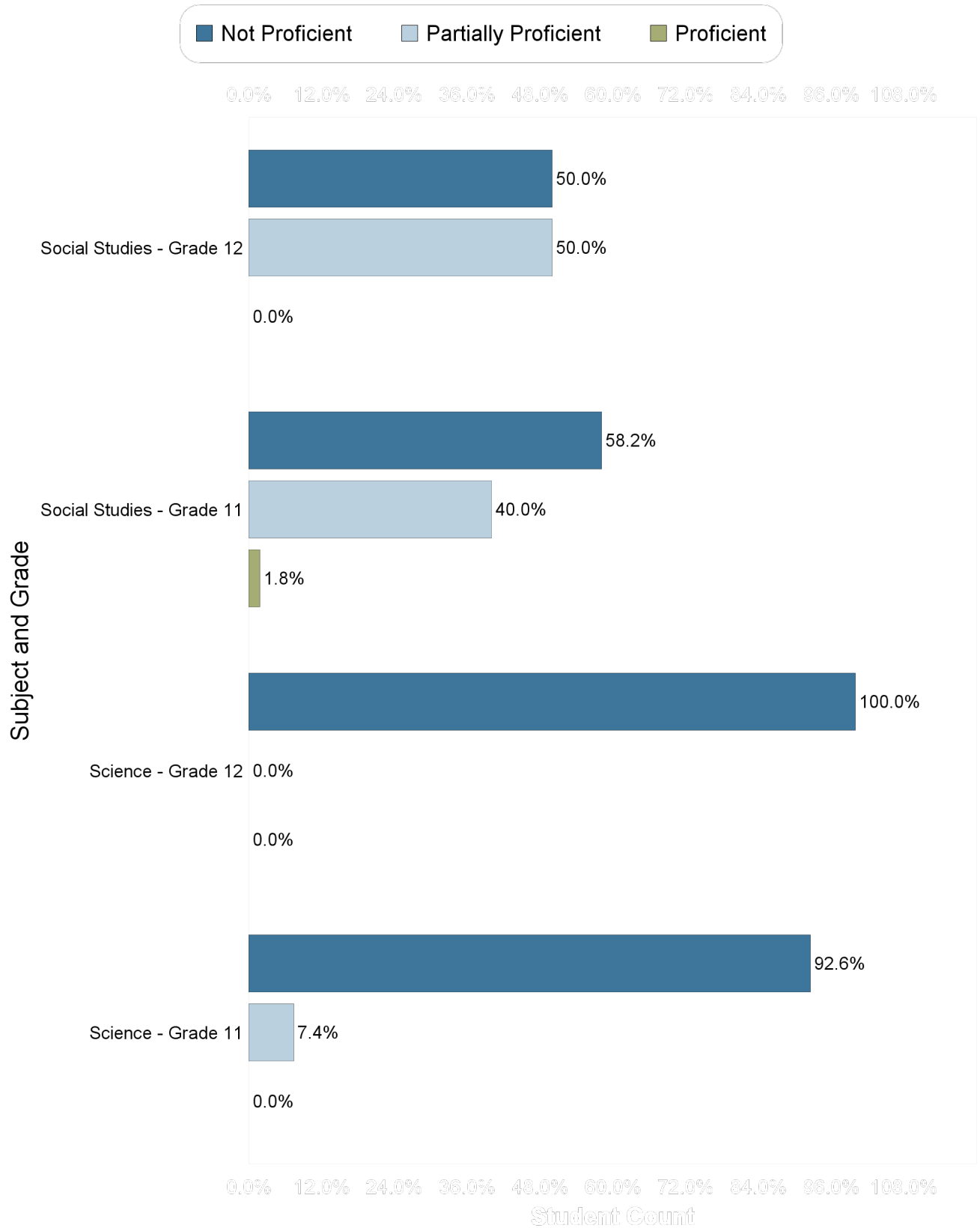


PSAT 9



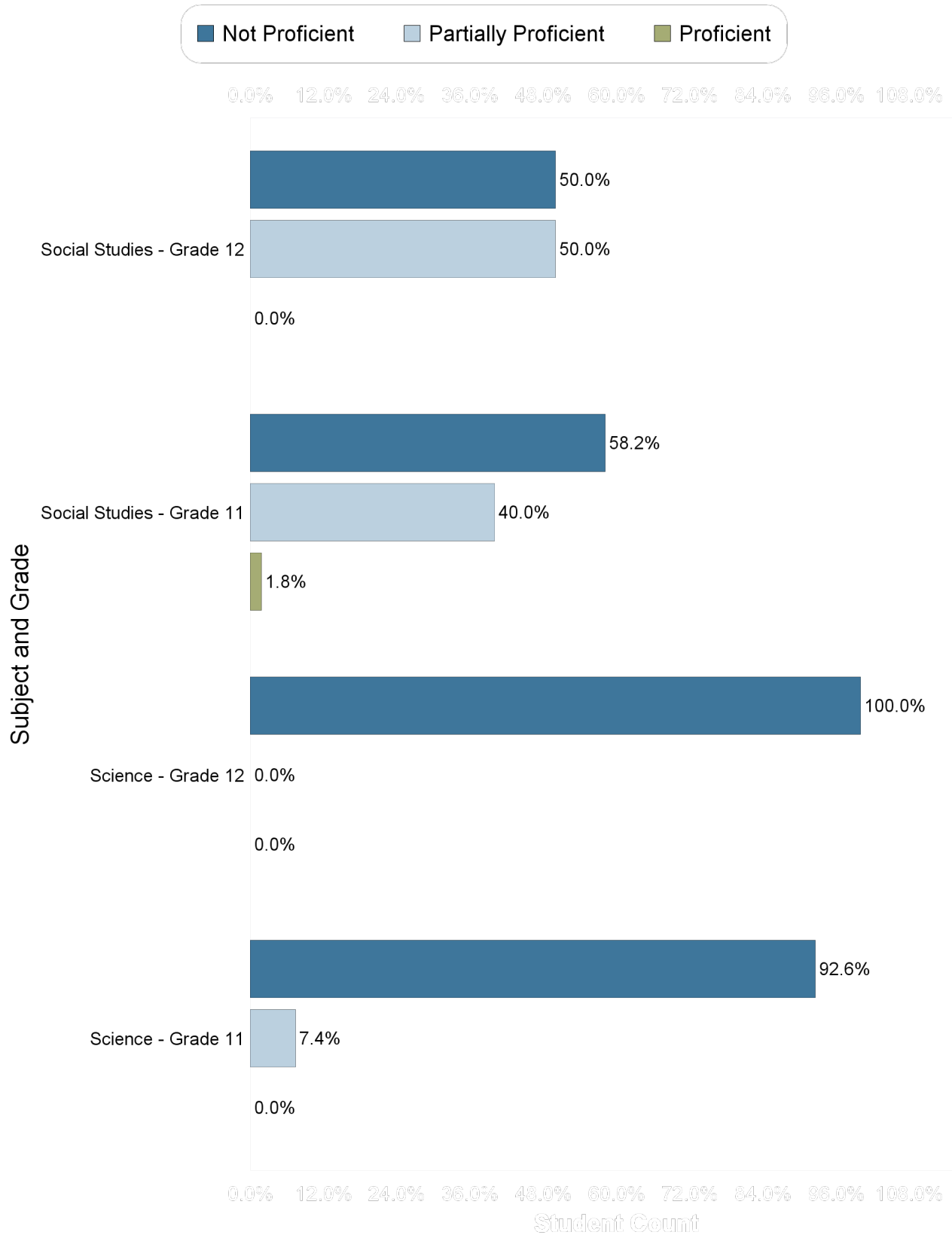
Pershing High School

M-Step 2016-17 Proficiency



Pershing High School

M-Step 2016-17 Proficiency



Pershing High School

M-Step 2016-17 Proficiency

