

Renaissance High School

School Year	2017-2018
District Code	82015
State Code	06971
DPS Code	574
From EAA	No
Voting District	5
Status	Active/Open
Emphasis	Gen Ed
Entity Type	LEA-School
Alt Services	
Title 1 Status	

School Configuration 2017-18

PK	KG	01	02	03	04	05	06	07	08	09	10	11	12	GE	Alt	CTE	SE
<input type="checkbox"/>	<input type="checkbox"/>	<input type="checkbox"/>	<input type="checkbox"/>	<input type="checkbox"/>	<input type="checkbox"/>	<input type="checkbox"/>	<input type="checkbox"/>	<input type="checkbox"/>	<input type="checkbox"/>	<input checked="" type="checkbox"/>	<input checked="" type="checkbox"/>	<input checked="" type="checkbox"/>	<input checked="" type="checkbox"/>	<input checked="" type="checkbox"/>	<input type="checkbox"/>	<input checked="" type="checkbox"/>	<input checked="" type="checkbox"/>
9 - 12, Spec Ed, CTE																	
School Address	6565 W. Outer Drive Detroit, MI 48235																
Main Telephone	(313) 416-4600																
Main Fax	(313) 416-4620																
Principal	Anita Williams																
Principal Email	anita.williams@detroitk12.org																
Principal Leader	Rebeca Luna																
Superintendent																	
Superintendent Phone																	

Attendance 2016-17

Attendance Rate	# Chronically Absent	% Chronically Absent
96.4%	67	5.8%

Mobility 2016-17

Total Headcount	Incoming	Mobile Students	Stable Students
1134	13	30	1104

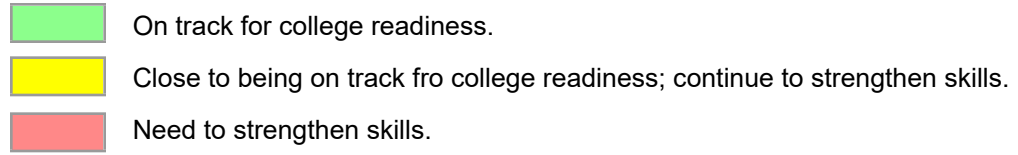
Graduation/Dropout Rate 2016-17

	Cohort N	Graduation N	GED	Graduation Rate	Drop N	Drop Rate	Off Track
4 Year Cohort	224	213	0	95.09%	11	4.91%	0
5 Year Cohort	252	246	0	97.62%	6	2.38%	0
6 Year Cohort	238	234	0	98.32%	4	1.68%	0

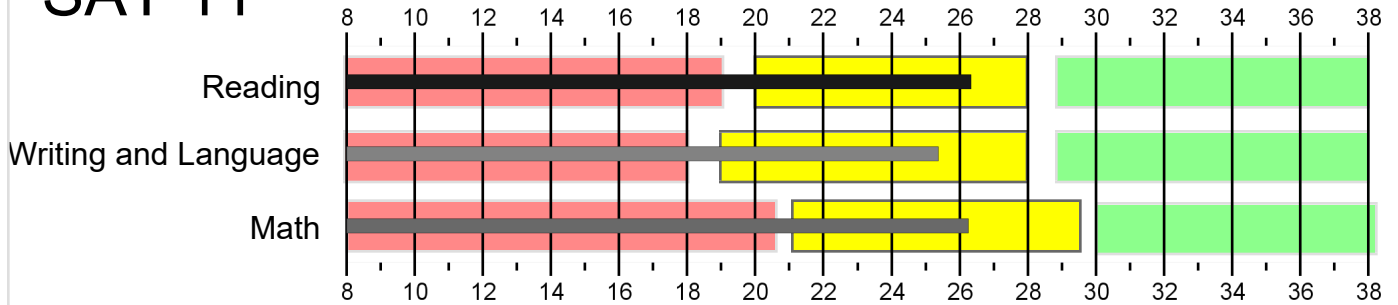
Enrollment as of June 2018

Sub Groups	Grades															
	PK	KG	01	02	03	04	05	06	07	08	09	10	11	12	14	Total
All Students											390	275	253	4		922
Gender																
Female											233	183	176			592
Male											157	92	77	4		330
Ethnicity																
AM																
AS											2					2
BL											385	275	251	4		915
HI											3		2			5
HP																
TR																
WH																
Other Groups																
SE											6	3	2			11
LEP											2	1	1			4
ED											253	165	149	2		569

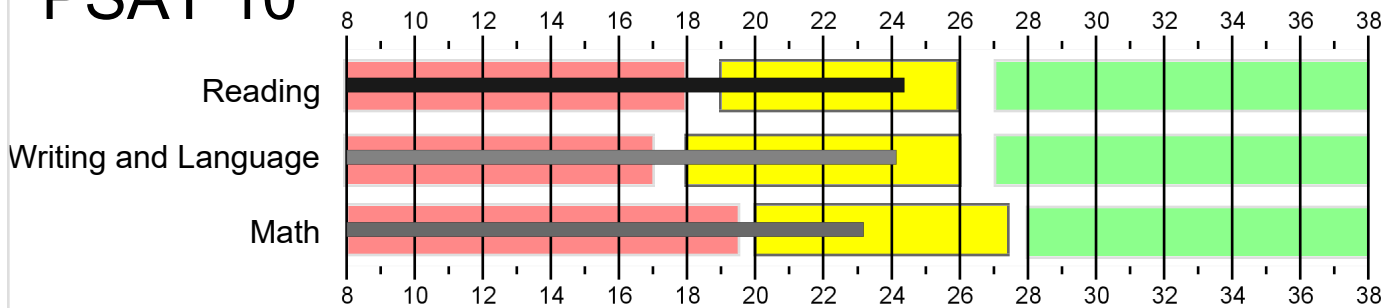
Renaissance High School



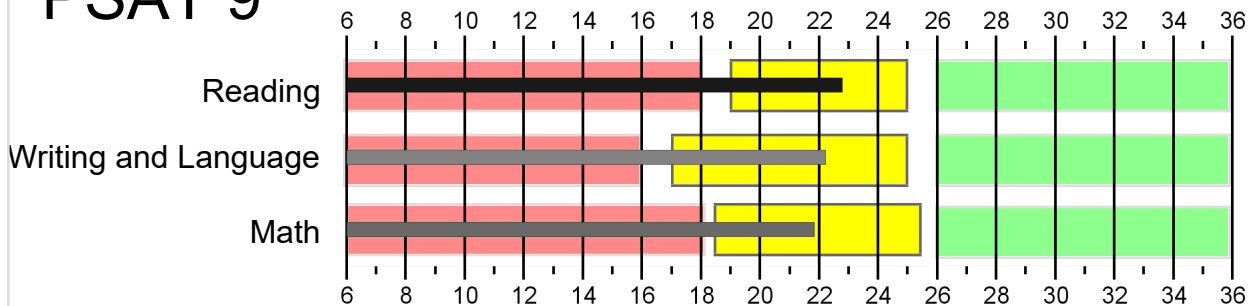
SAT 11



PSAT 10

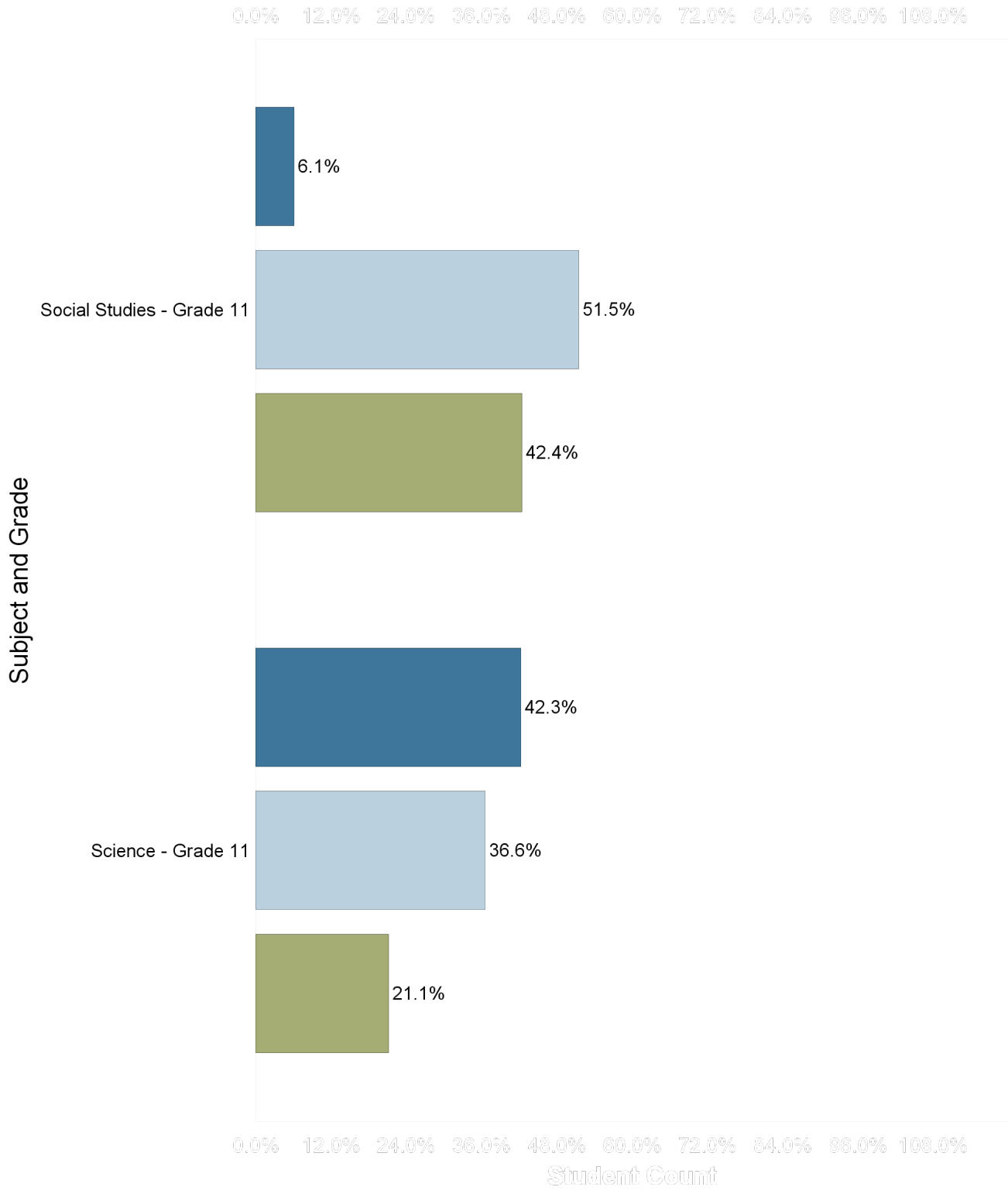


PSAT 9




Renaissance High School

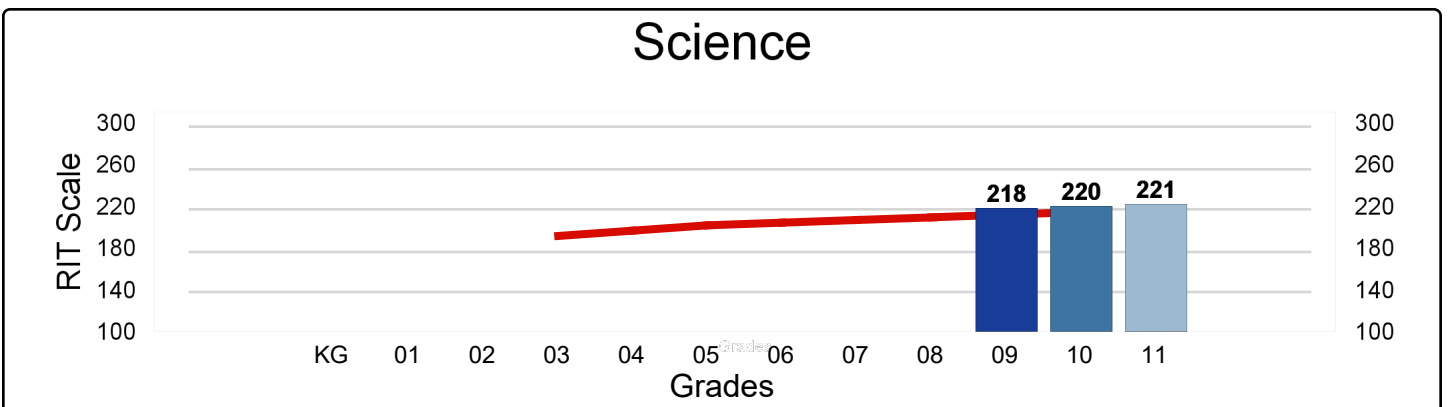
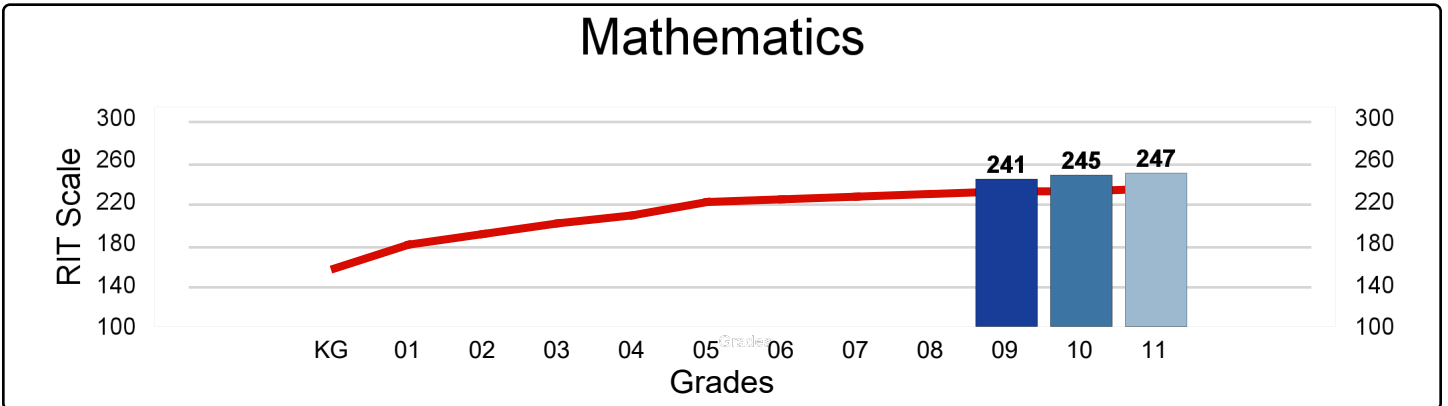
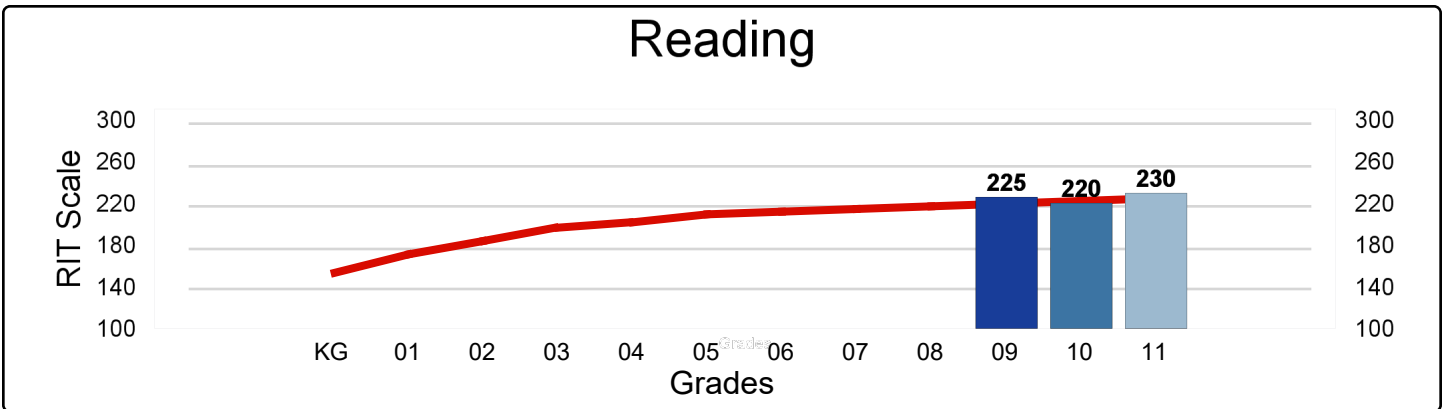
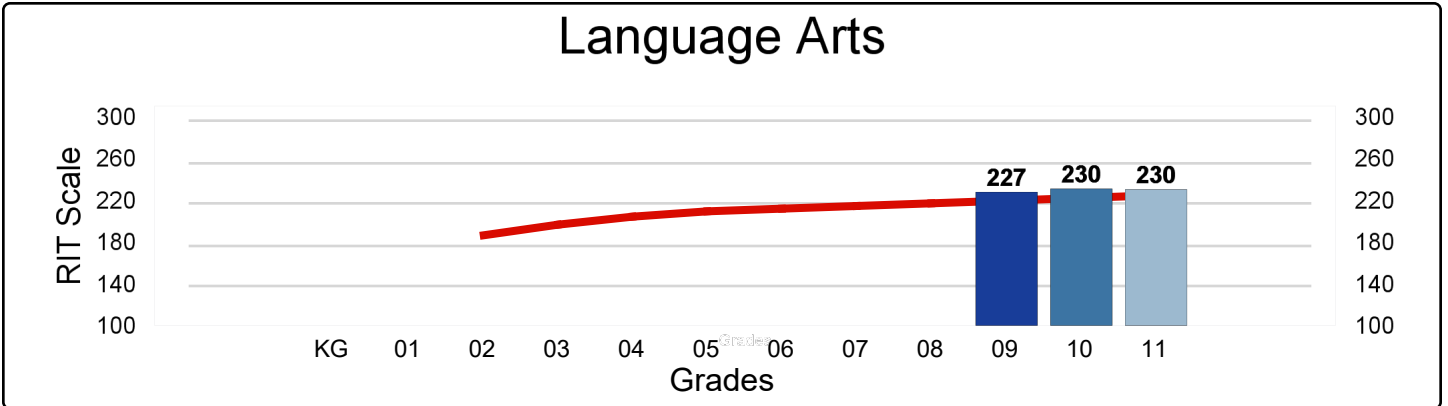
M-Step 2016-17 Proficiency



Renaissance High School

NWEA MAP Spring 2017 - Average RIT Score

National Norm 



Renaissance High School

Percentage of Student Meeting Growth Expectation Targets

