

# East English Village Preparatory Academy

School Year	2017-2018
District Code	82015
State Code	01189
DPS Code	581
From EAA	No
Voting District	2
Status	Active/Open
Emphasis	Gen Ed
Entity Type	LEA-School
Alt Services	
Title 1 Status	

School Configuration 2017-18																	
PK	KG	01	02	03	04	05	06	07	08	09	10	11	12	GE	Alt	CTE	SE
<input type="checkbox"/>	<input type="checkbox"/>	<input type="checkbox"/>	<input type="checkbox"/>	<input type="checkbox"/>	<input type="checkbox"/>	<input type="checkbox"/>	<input type="checkbox"/>	<input type="checkbox"/>	<input type="checkbox"/>	<input checked="" type="checkbox"/>	<input checked="" type="checkbox"/>	<input checked="" type="checkbox"/>	<input checked="" type="checkbox"/>	<input checked="" type="checkbox"/>	<input type="checkbox"/>	<input type="checkbox"/>	<input type="checkbox"/>
9 - 12																	
School Address	5020 Cadieux Detroit, MI 48224																
Main Telephone	(313) 992-5600																
Main Fax	(313) 873-7985																
Principal	Charlene Mallory																
Principal Email	charlene.mallory@detroitk12.org																
Principal Leader	Rebeca Luna																
Superintendent																	
Superintendent Phone																	

Attendance 2016-17		
Attendance Rate	# Chronically Absent	% Chronically Absent
<b>80.2%</b>	<b>1135</b>	<b>72.9%</b>

Mobility 2016-17			
Total Headcount	Incoming	Mobile Students	Stable Students
<b>1431</b>	<b>56</b>	<b>232</b>	<b>1199</b>

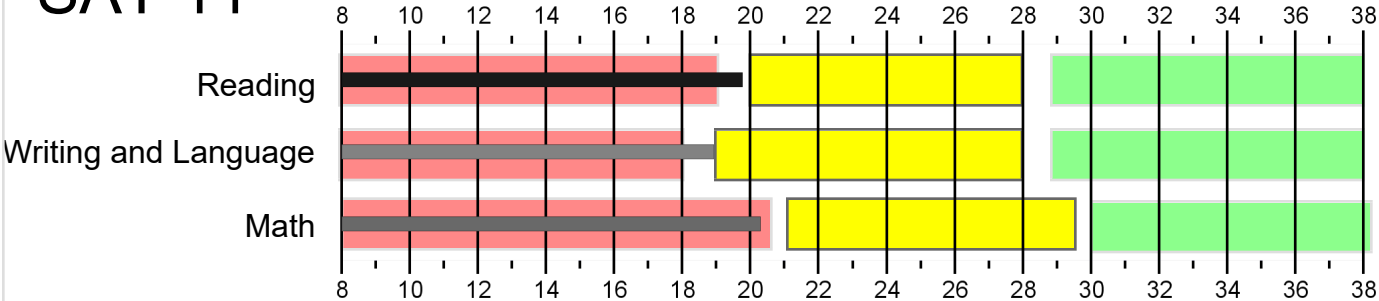
Graduation/Dropout Rate 2016-17							
	Cohort N	Graduation N	GED	Graduation Rate	Drop N	Drop Rate	Off Track
<b>4 Year Cohort</b>	<b>355</b>	<b>275</b>	<b>19</b>	<b>77.46%</b>	<b>42</b>	<b>11.83%</b>	<b>19</b>
<b>5 Year Cohort</b>	<b>318</b>	<b>254</b>	<b>14</b>	<b>79.87%</b>	<b>43</b>	<b>13.52%</b>	<b>7</b>
<b>6 Year Cohort</b>	<b>320</b>	<b>273</b>	<b>8</b>	<b>85.31%</b>	<b>38</b>	<b>11.88%</b>	<b>1</b>

Enrollment as of June 2018																
Sub Groups	Grades															Total
	PK	KG	01	02	03	04	05	06	07	08	09	10	11	12	14	
All Students											264	307	261	55		887
<b>Gender</b>																
Female											118	143	126	14		401
Male											146	164	135	41		486
<b>Ethnicity</b>																
AM											1	1	1			3
AS													1			1
BL											263	304	258	54		879
HI												1	1	1		3
HP																
TR																
WH												1				1
<b>Other Groups</b>																
SE											80	97	57	16		250
LEP												1	6			7
ED											235	266	223	48		772

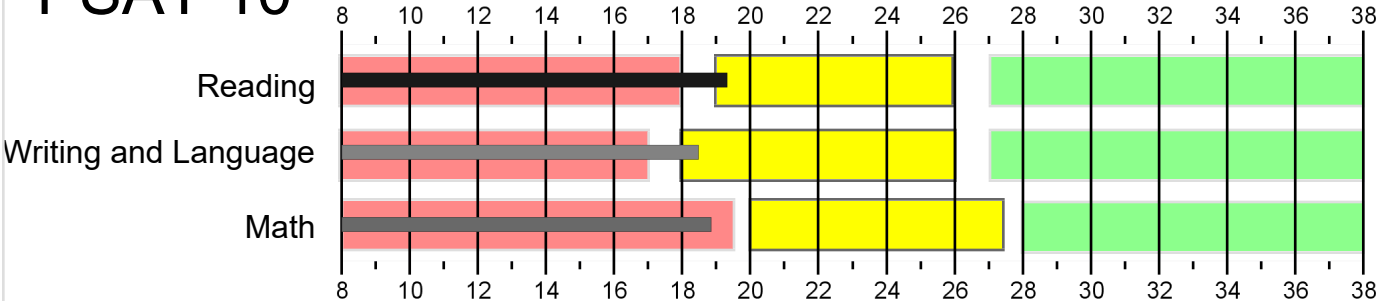
# East English Village Preparatory Academy

- On track for college readiness.
- Close to being on track fro college readiness; continue to strengthen skills.
- Need to strengthen skills.

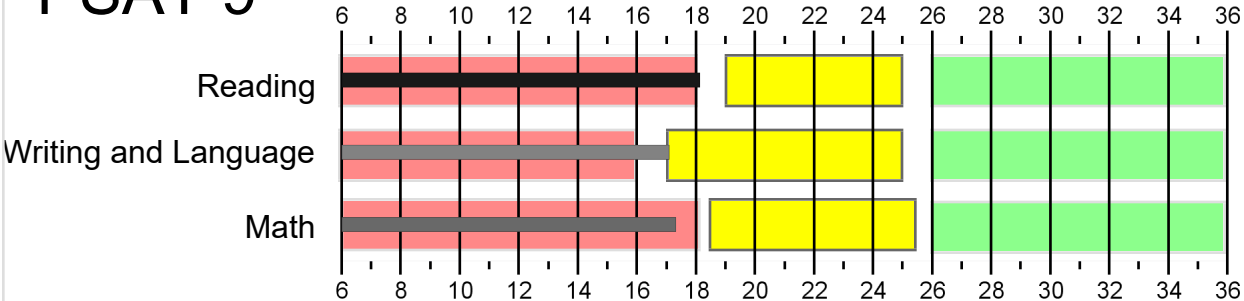
## SAT 11



## PSAT 10

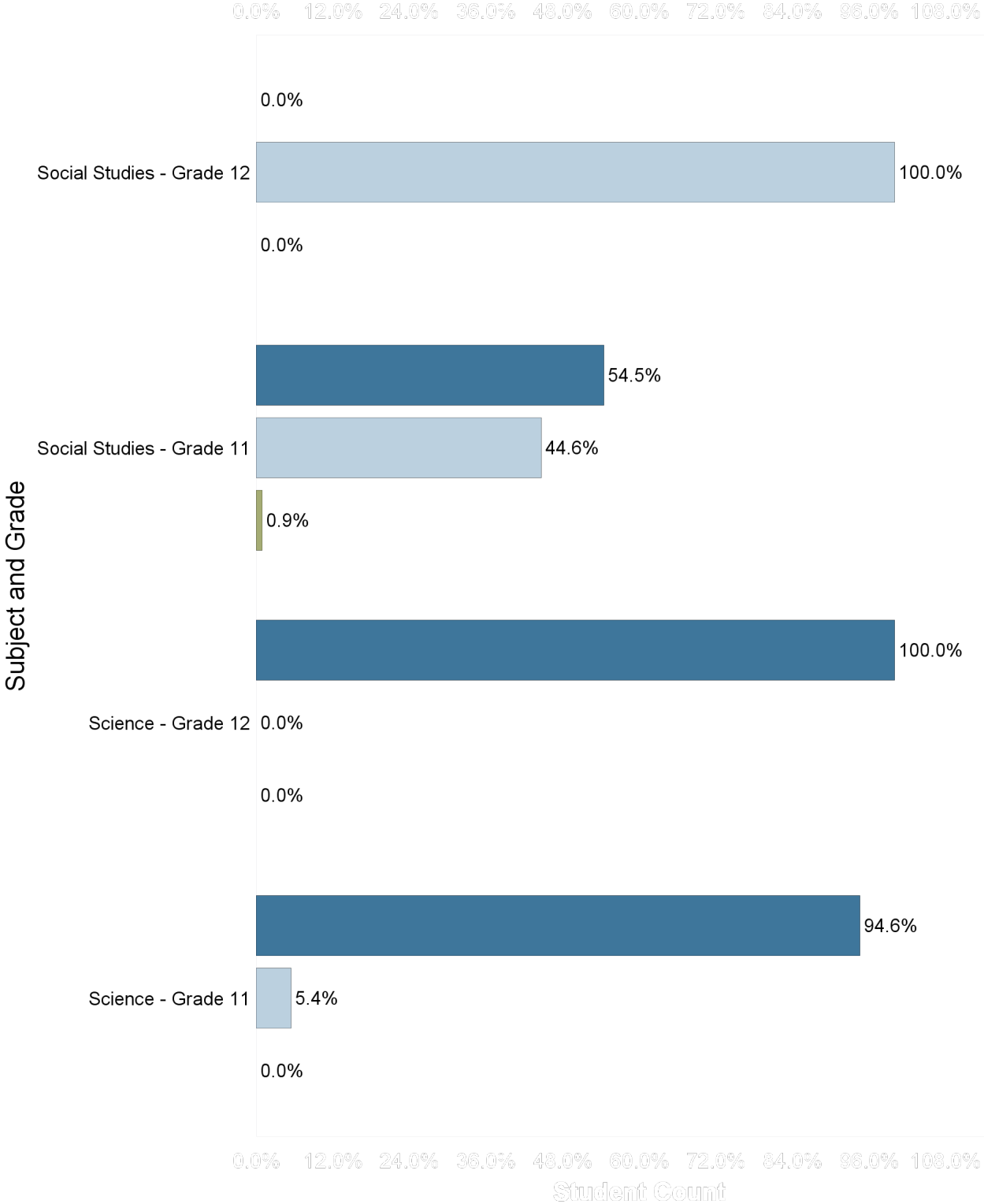


## PSAT 9




# East English Village Preparatory Academy

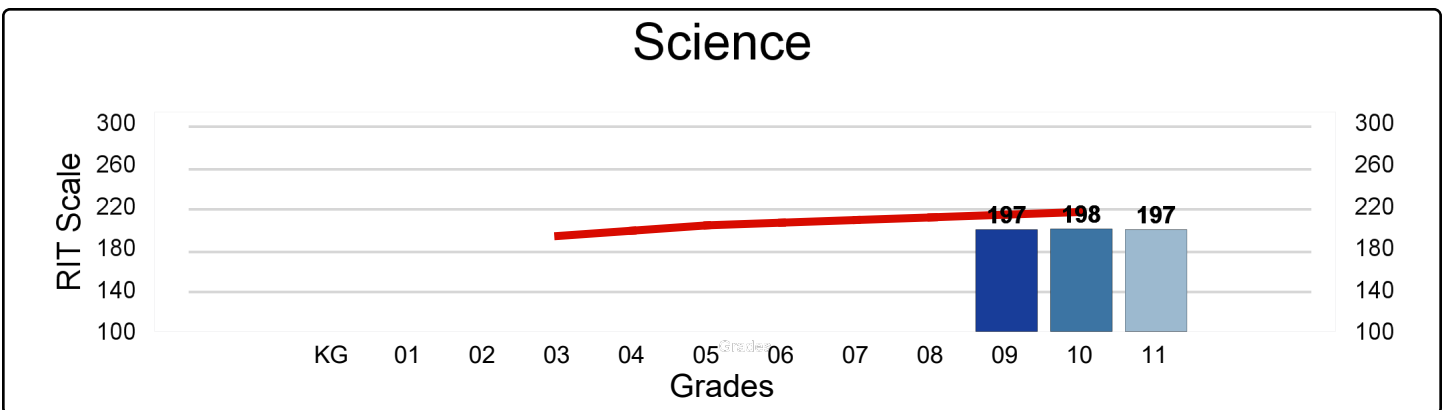
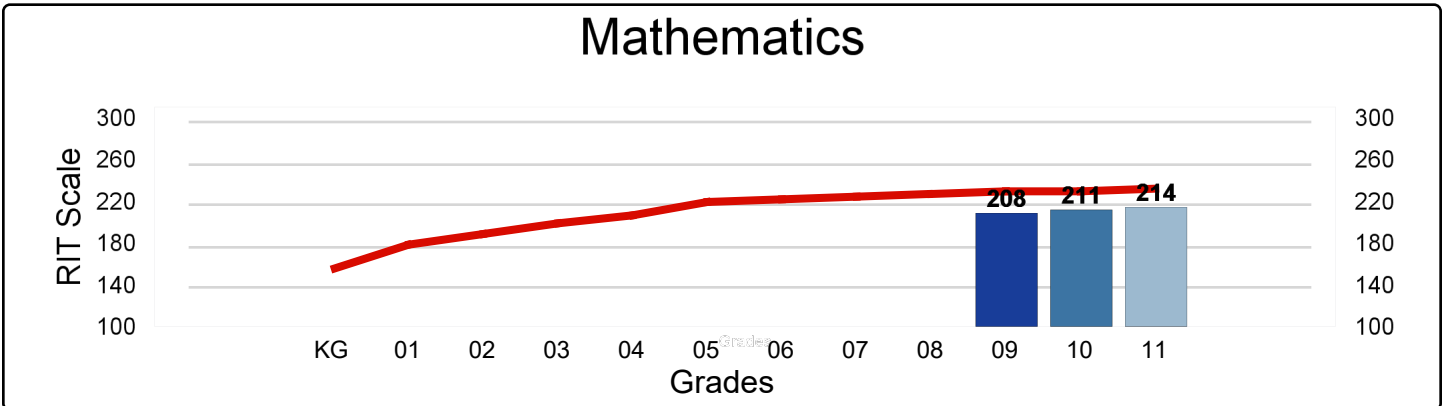
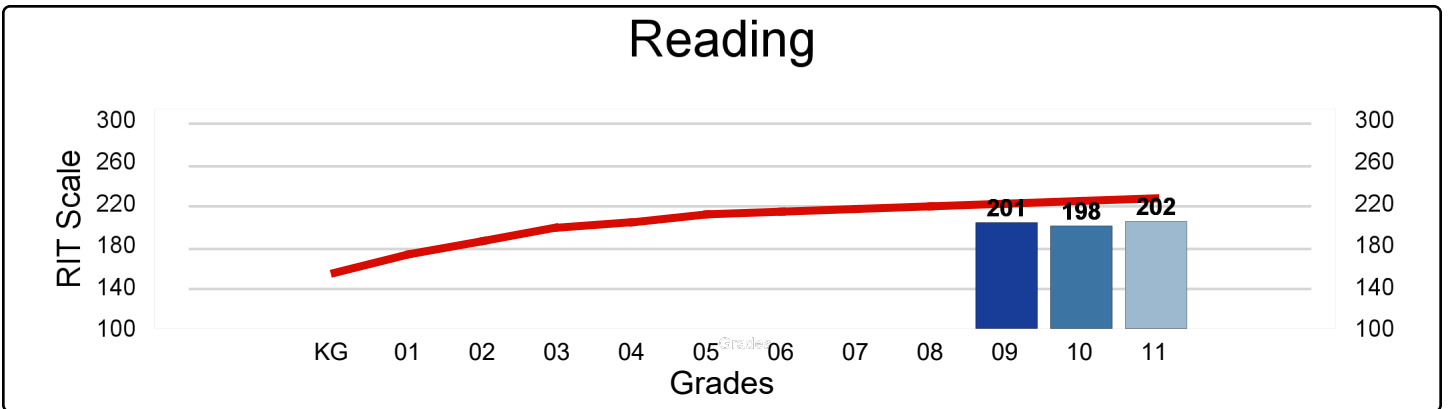
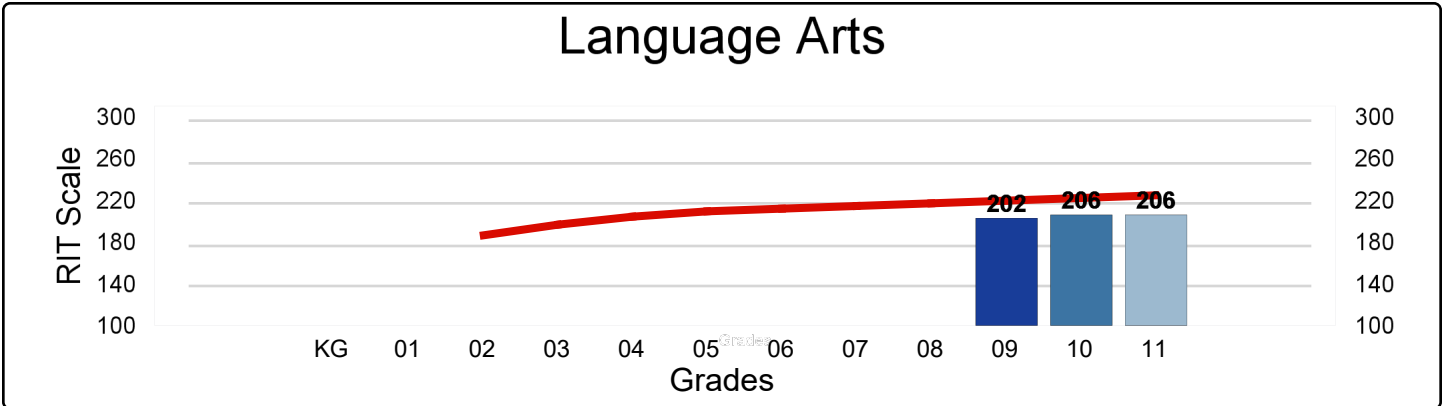
## M-Step 2016-17 Proficiency



# East English Village Preparatory Academy

NWEA MAP Spring 2017 - Average RIT Score

National Norm 



# East English Village Preparatory Academy

## Percentage of Student Meeting Growth Expectation Targets

