

Western International High School

School Year	2017-2018
District Code	82015
State Code	04477
DPS Code	584
From EAA	No
Voting District	2
Status	Active/Open
Emphasis	Gen Ed
Entity Type	LEA-School
Alt Services	
Title 1 Status	

School Configuration 2017-18																	
PK	KG	01	02	03	04	05	06	07	08	09	10	11	12	GE	Alt	CTE	SE
<input type="checkbox"/>	<input type="checkbox"/>	<input type="checkbox"/>	<input type="checkbox"/>	<input type="checkbox"/>	<input type="checkbox"/>	<input type="checkbox"/>	<input type="checkbox"/>	<input type="checkbox"/>	<input type="checkbox"/>	<input checked="" type="checkbox"/>	<input checked="" type="checkbox"/>	<input checked="" type="checkbox"/>	<input checked="" type="checkbox"/>	<input checked="" type="checkbox"/>	<input type="checkbox"/>	<input checked="" type="checkbox"/>	<input checked="" type="checkbox"/>
9 - 12, Spec Ed, CTE, Adult Ed																	
School Address										1500 Scotten Street Detroit, MI 48209-2139							
Main Telephone										(313) 849-4758							
Main Fax										(313) 849-4695							
Principal										Angel Garcia							
Principal Email										angel.garcia@detroitk12.org							
Principal Leader										Leenet Campbell-Williams							
Superintendent																	
Superintendent Phone																	

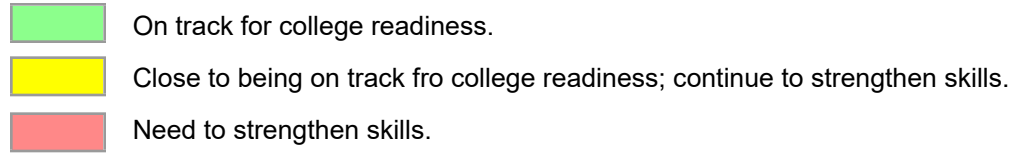
Attendance 2016-17		
Attendance Rate	# Chronically Absent	% Chronically Absent
85.3%	1139	55.6%

Mobility 2016-17			
Total Headcount	Incoming	Mobile Students	Stable Students
1878	66	219	1659

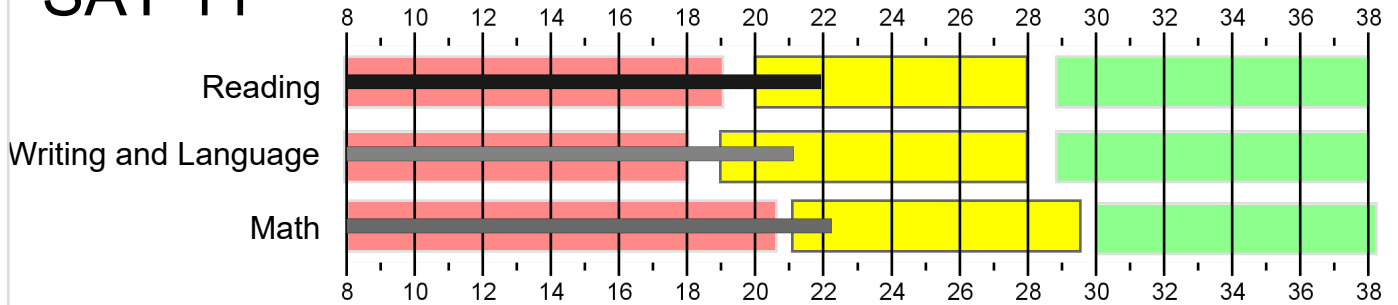
Graduation/Dropout Rate 2016-17							
	Cohort N	Graduation N	GED	Graduation Rate	Drop N	Drop Rate	Off Track
4 Year Cohort	458	362	4	79.04%	35	7.64%	57
5 Year Cohort	392	340	7	86.73%	42	10.71%	3
6 Year Cohort	372	327	8	87.90%	37	9.95%	0

Enrollment as of June 2018																
Sub Groups	Grades															Total
	PK	KG	01	02	03	04	05	06	07	08	09	10	11	12	14	
All Students											481	490	472	108		1,551
Gender																
Female											238	222	235	39		734
Male											243	268	237	69		817
Ethnicity																
AM											1	1	2			4
AS													2	1		3
BL											77	86	96	25		284
HI											351	366	339	74		1,130
HP																
TR																
WH											52	37	33	8		130
Other Groups																
SE											59	60	46	18		183
LEP											325	334	281	63		1,003
ED											379	389	378	82		1,228

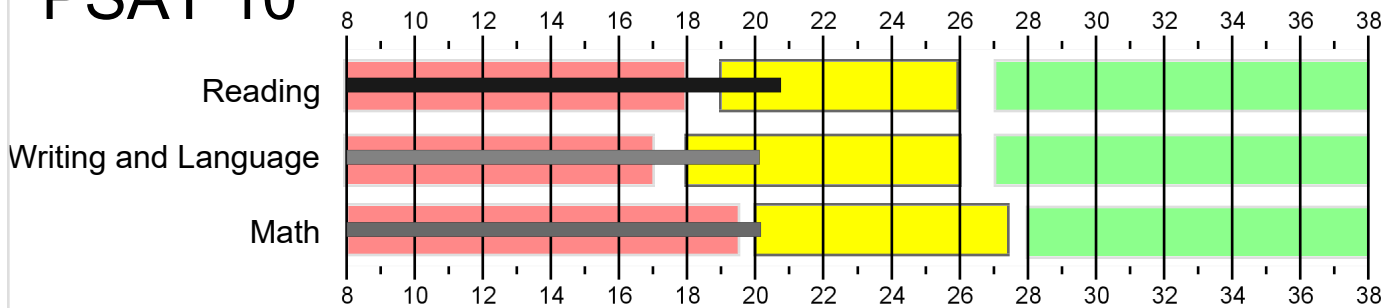
Western International High School



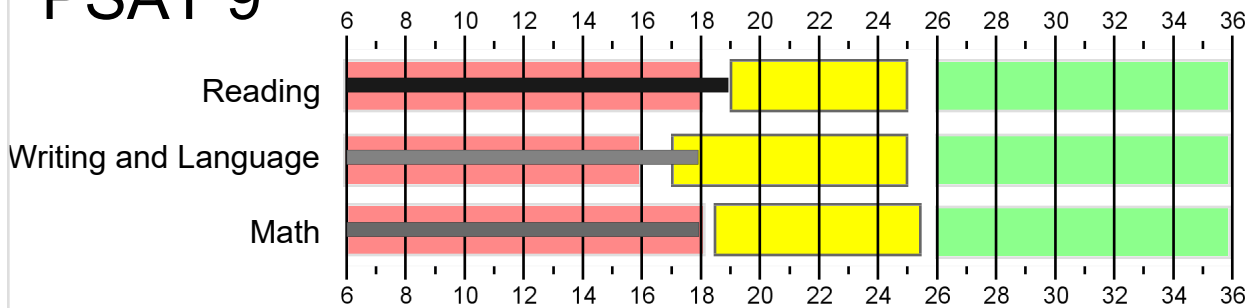
SAT 11



PSAT 10

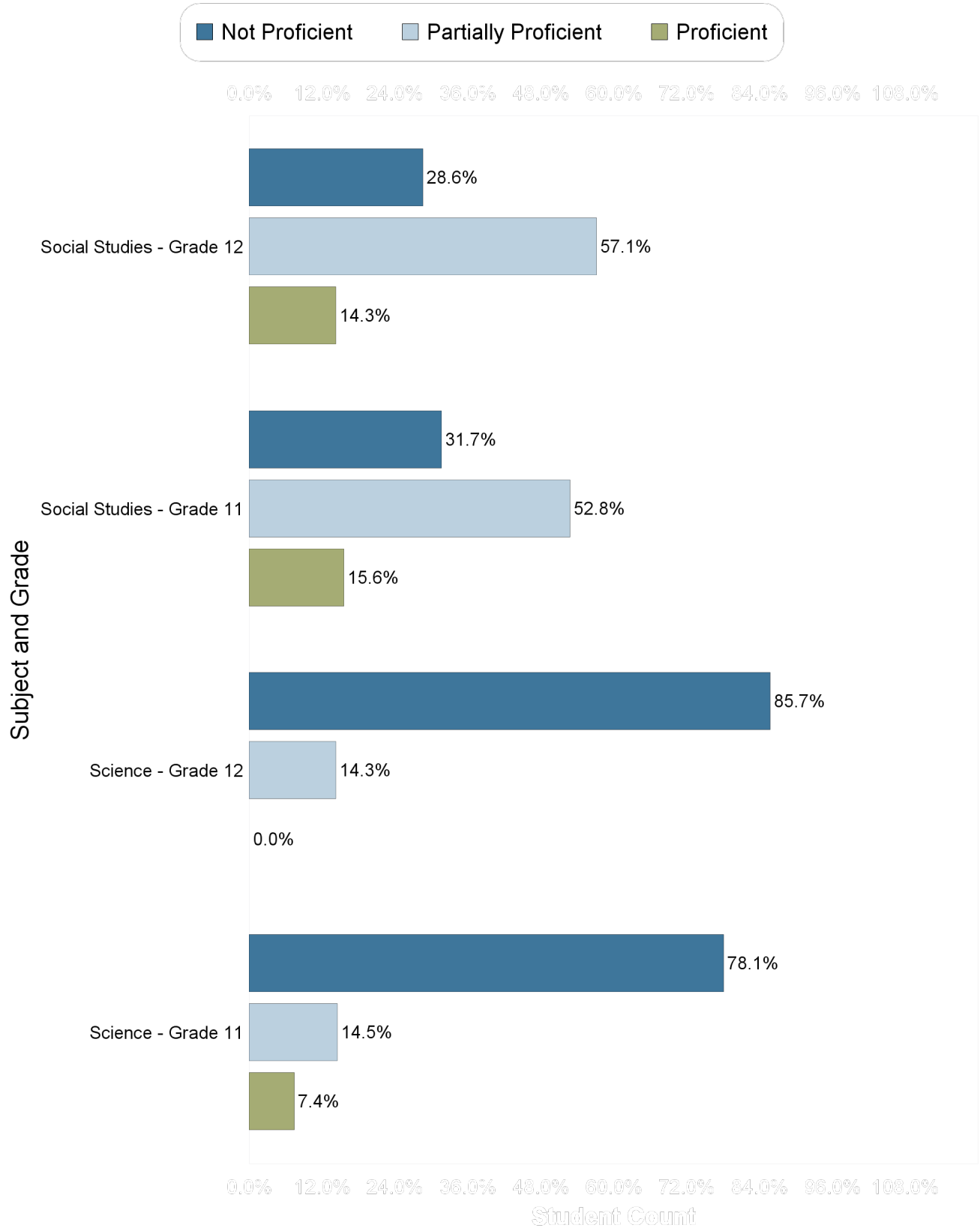


PSAT 9




Western International High School

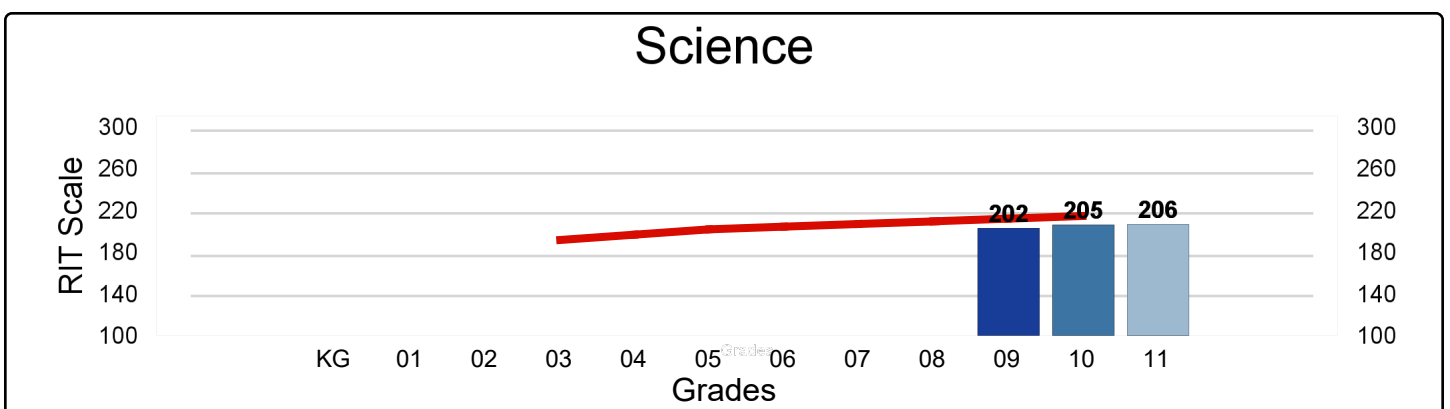
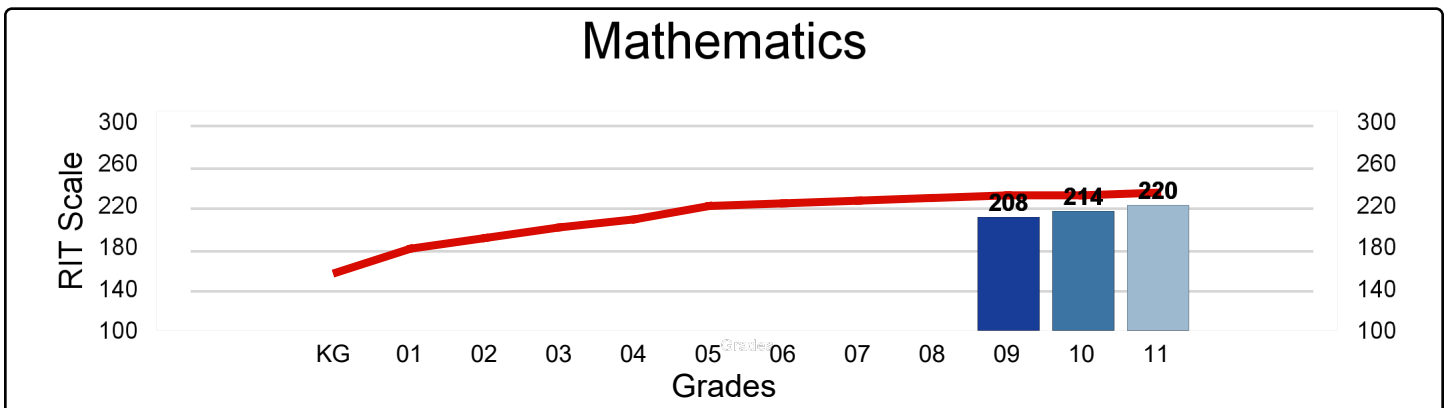
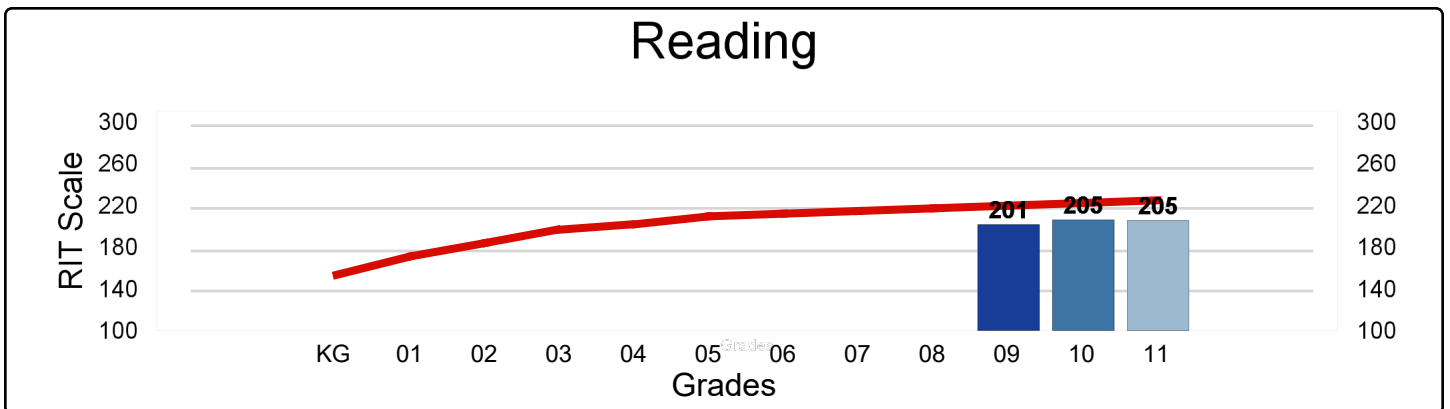
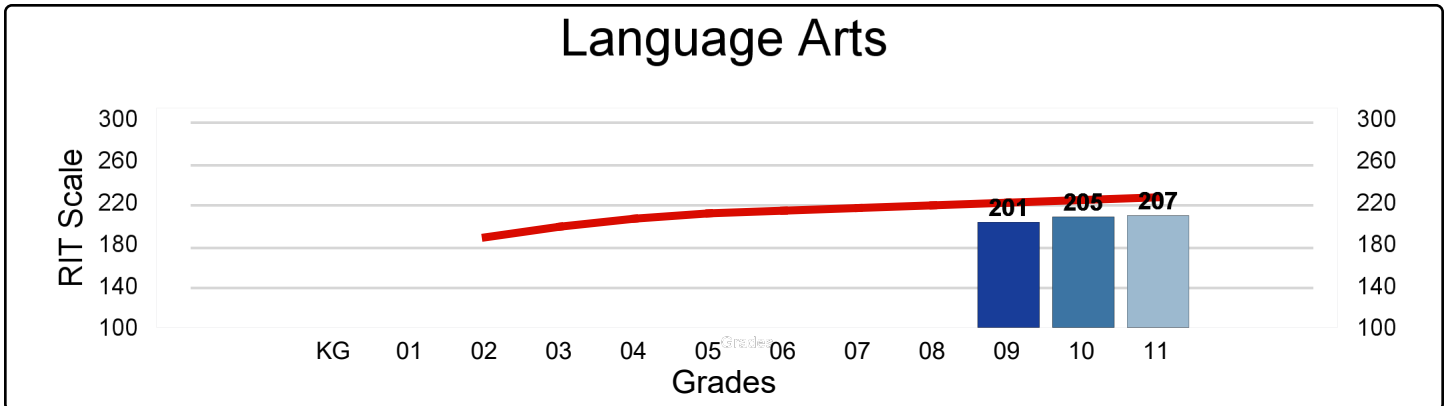
M-Step 2016-17 Proficiency



Western International High School

NWEA MAP Spring 2017 - Average RIT Score

National Norm 



Western International High School

Percentage of Student Meeting Growth Expectation Targets

