

Cody - Medicine and Community Health Academy at Cody

School Year	2017-2018
District Code	82015
State Code	00018
DPS Code	596
From EAA	No
Voting District	3
Status	Active/Open
Emphasis	Gen Ed
Entity Type	LEA-School
Alt Services	
Title 1 Status	

School Configuration 2017-18																	
PK	KG	01	02	03	04	05	06	07	08	09	10	11	12	GE	Alt	CTE	SE
<input type="checkbox"/>	<input type="checkbox"/>	<input type="checkbox"/>	<input type="checkbox"/>	<input type="checkbox"/>	<input type="checkbox"/>	<input type="checkbox"/>	<input type="checkbox"/>	<input type="checkbox"/>	<input type="checkbox"/>	<input checked="" type="checkbox"/>	<input checked="" type="checkbox"/>	<input checked="" type="checkbox"/>	<input checked="" type="checkbox"/>	<input checked="" type="checkbox"/>	<input type="checkbox"/>	<input checked="" type="checkbox"/>	<input checked="" type="checkbox"/>
9 - 12, Spec Ed, CTE																	
School Address										18445 Cathedral Street Detroit, MI 48228-1809							
Main Telephone										(313) 866-9200							
Main Fax										(313) 866-9266							
Principal										Michelle Parker							
Principal Email										michelle.parker@detroitk12.org							
Principal Leader										Rebeca Luna							
Superintendent																	
Superintendent Phone																	

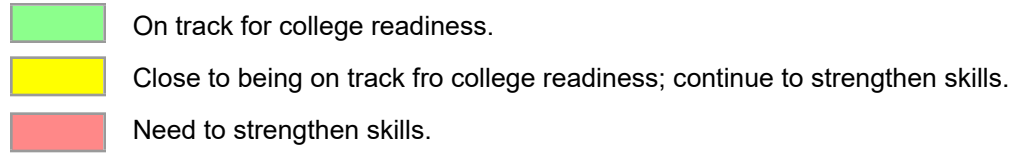
Attendance 2016-17		
Attendance Rate	# Chronically Absent	% Chronically Absent
80.9%	301	69.5%

Mobility 2016-17			
Total Headcount	Incoming	Mobile Students	Stable Students
387	26	56	331

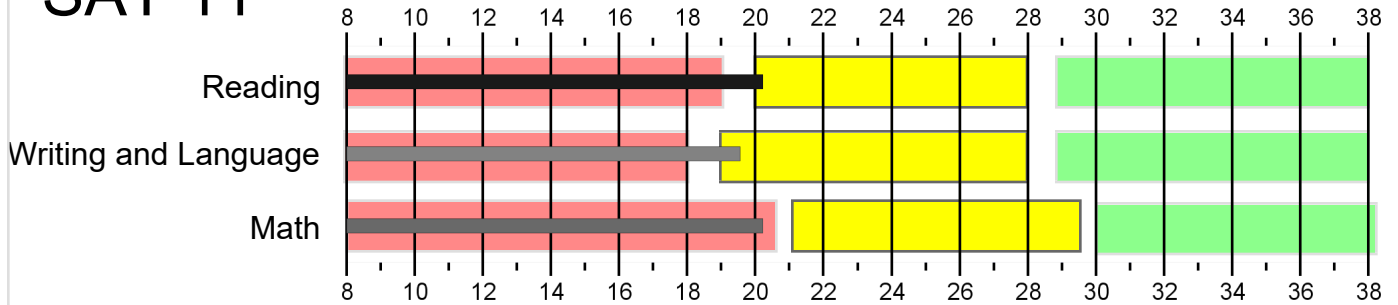
Graduation/Dropout Rate 2016-17							
	Cohort N	Graduation N	GED	Graduation Rate	Drop N	Drop Rate	Off Track
4 Year Cohort	95	76	1	80.00%	10	10.53%	8
5 Year Cohort	66	52	2	78.79%	9	13.64%	3
6 Year Cohort	79	68	6	86.08%	4	5.06%	1

Enrollment as of June 2018																
Sub Groups	Grades															
	PK	KG	01	02	03	04	05	06	07	08	09	10	11	12	14	Total
All Students											135	150	114	29		428
Gender																
Female											61	65	45	5		176
Male											74	85	69	24		252
Ethnicity																
AM																
AS																
BL											133	148	113	28		422
HI											1					1
HP																
TR																
WH											1	2	1	1		5
Other Groups																
SE											29	58	38	17		142
LEP														1		1
ED											120	138	100	23		381

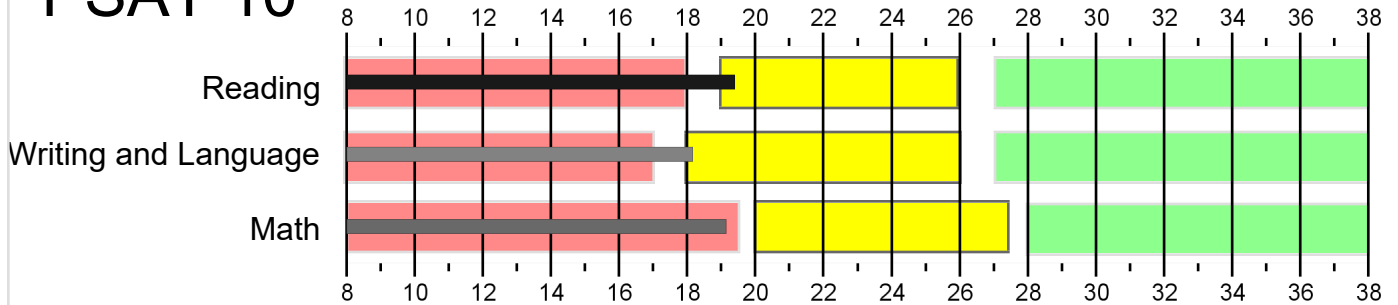
Cody - Medicine and Community Health Academy at Cody



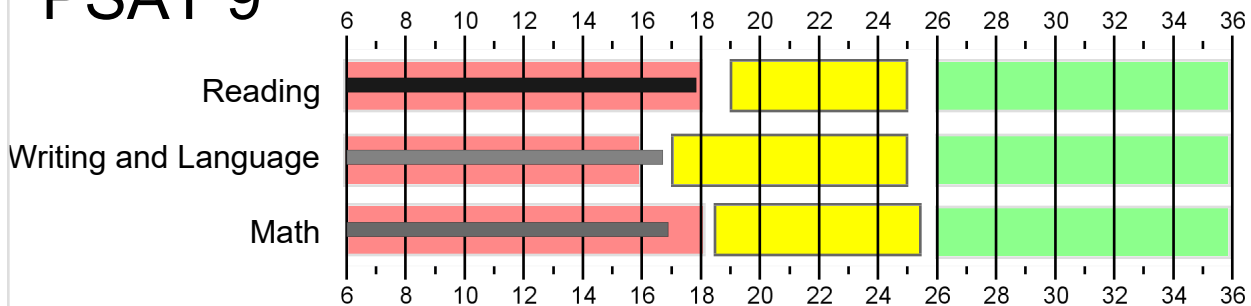
SAT 11



PSAT 10

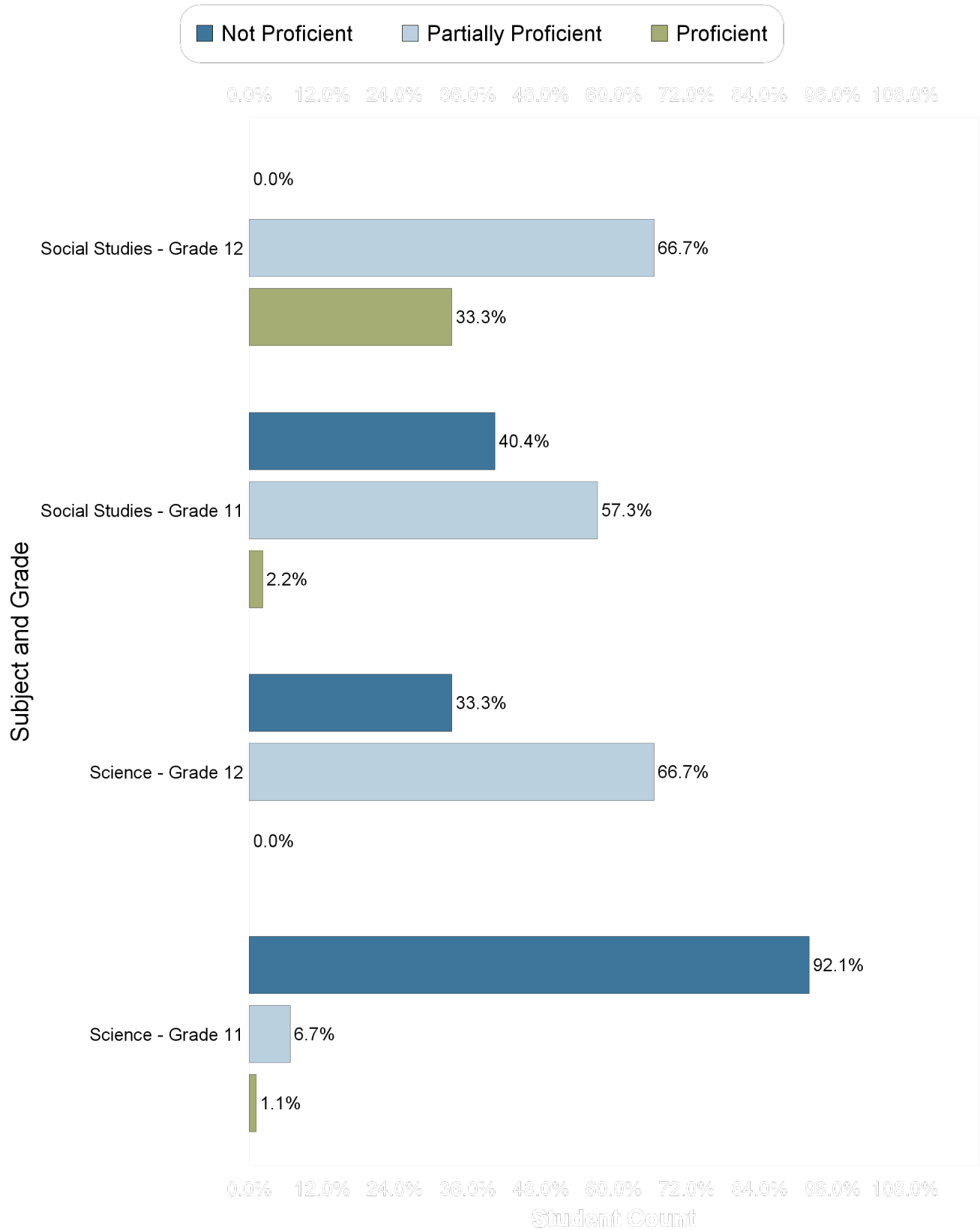


PSAT 9




Cody - Medicine and Community Health Academy at Cody

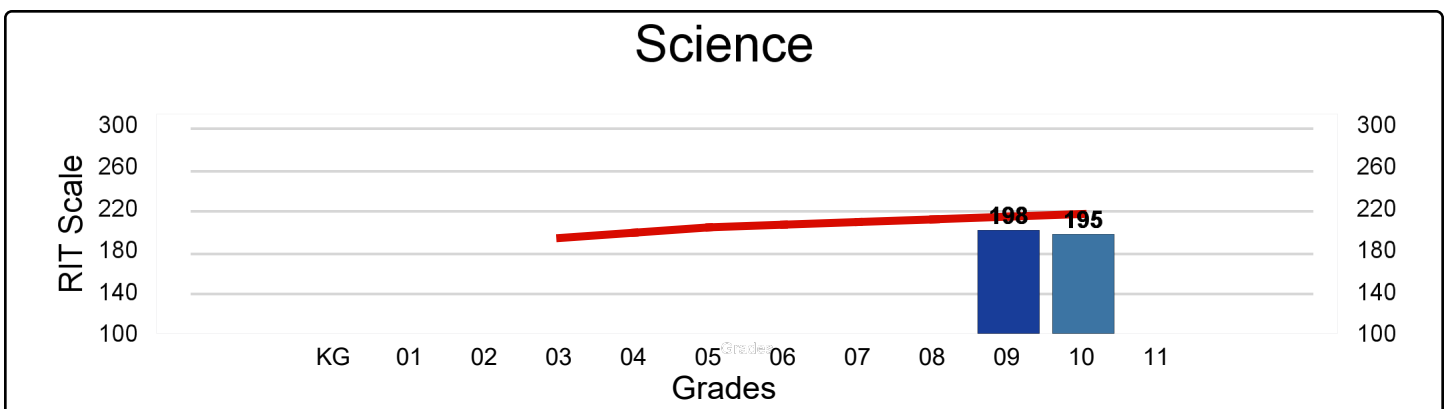
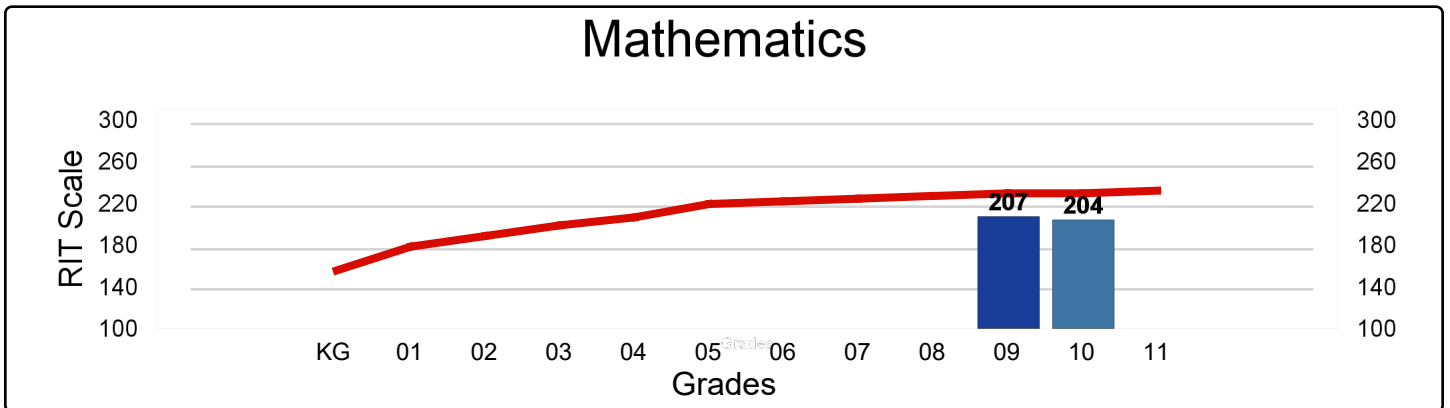
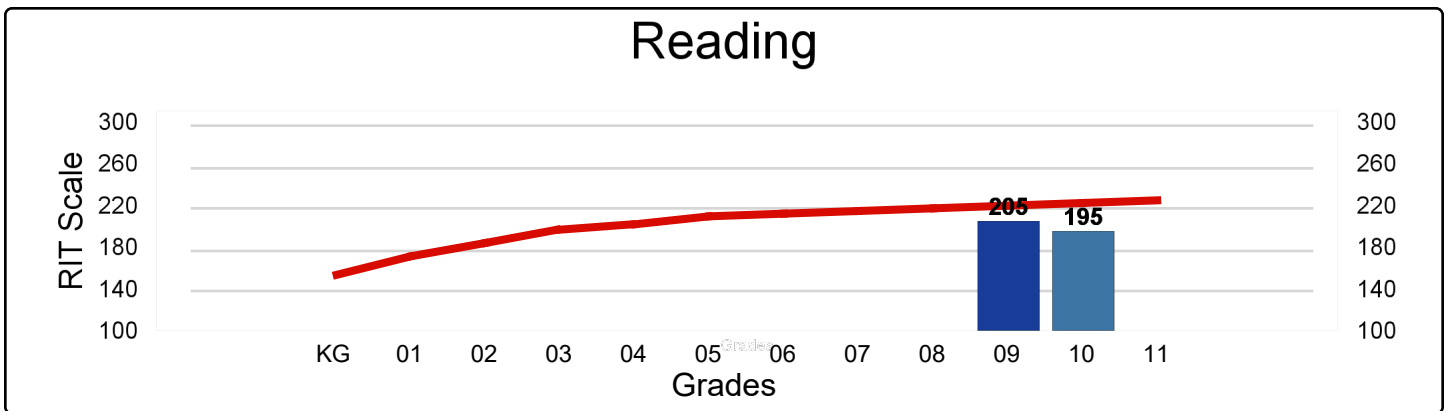
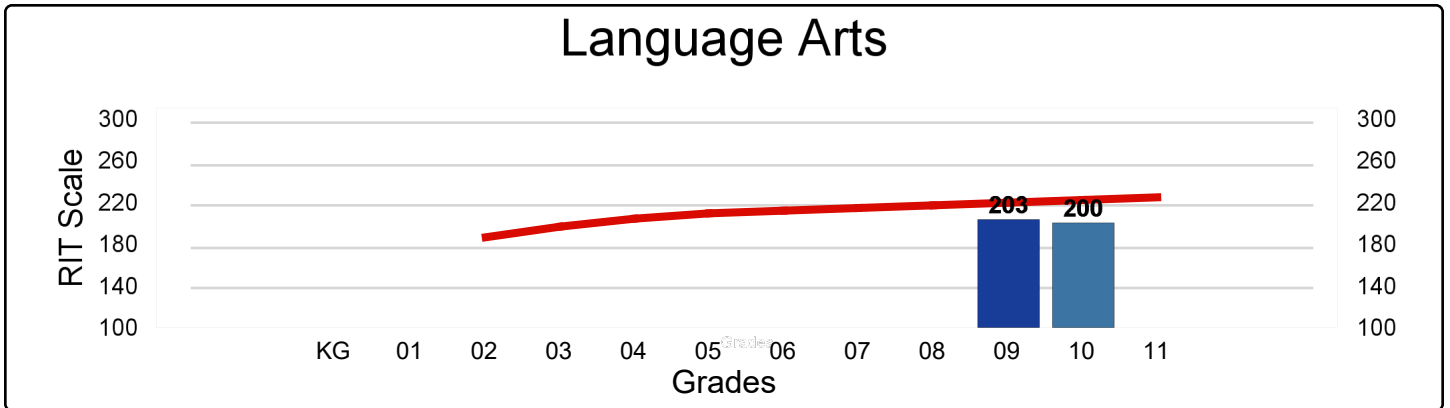
M-Step 2016-17 Proficiency



Cody - Medicine and Community Health Academy at Cody

NWEA MAP Spring 2017 - Average RIT Score

National Norm 



Cody - Medicine and Community Health Academy at Cody

Percentage of Student Meeting Growth Expectation Targets

