

# Cody Academy of Public Leadership

School Year	2017-2018
District Code	82015
State Code	00026
DPS Code	599
From EAA	No
Voting District	3
Status	Active/Open
Emphasis	Gen Ed
Entity Type	LEA-School
Alt Services	
Title 1 Status	

School Configuration 2017-18																	
PK	KG	01	02	03	04	05	06	07	08	09	10	11	12	GE	Alt	CTE	SE
<input type="checkbox"/>	<input type="checkbox"/>	<input type="checkbox"/>	<input type="checkbox"/>	<input type="checkbox"/>	<input type="checkbox"/>	<input type="checkbox"/>	<input type="checkbox"/>	<input type="checkbox"/>	<input type="checkbox"/>	<input checked="" type="checkbox"/>	<input checked="" type="checkbox"/>	<input checked="" type="checkbox"/>	<input checked="" type="checkbox"/>	<input checked="" type="checkbox"/>	<input type="checkbox"/>	<input checked="" type="checkbox"/>	<input checked="" type="checkbox"/>
9 - 12, Spec Ed, CTE																	
School Address										18445 Cathedral Street Detroit, MI 48228-1809							
Main Telephone										(313) 852-6612							
Main Fax										(313) 866-9266							
Principal										Johnathon Matthews							
Principal Email										johnathon.matthews@detroitk12.org							
Principal Leader										Rebeca Luna							
Superintendent																	
Superintendent Phone																	

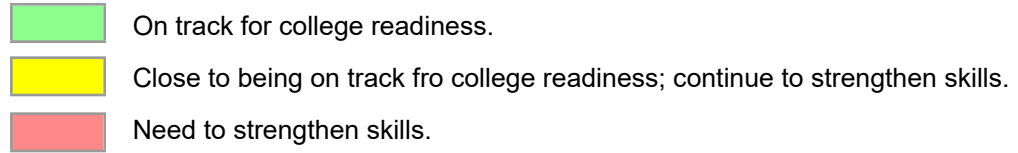
Attendance 2016-17		
Attendance Rate	# Chronically Absent	% Chronically Absent
<b>76.7%</b>	<b>272</b>	<b>82.9%</b>

Mobility 2016-17			
Total Headcount	Incoming	Mobile Students	Stable Students
<b>248</b>	<b>43</b>	<b>54</b>	<b>194</b>

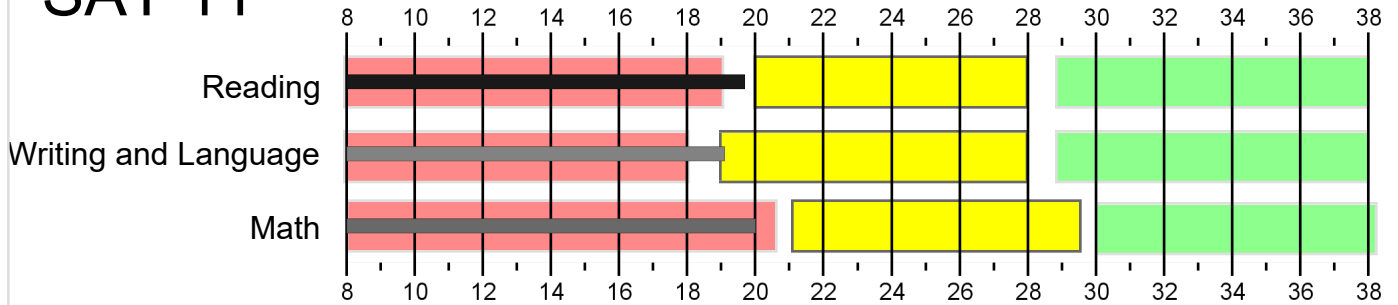
Graduation/Dropout Rate 2016-17							
	Cohort N	Graduation N	GED	Graduation Rate	Drop N	Drop Rate	Off Track
<b>4 Year Cohort</b>	<b>64</b>	<b>41</b>	<b>0</b>	<b>64.06%</b>	<b>12</b>	<b>18.75%</b>	<b>11</b>
<b>5 Year Cohort</b>	<b>55</b>	<b>47</b>	<b>0</b>	<b>85.45%</b>	<b>8</b>	<b>14.55%</b>	<b>0</b>
<b>6 Year Cohort</b>	<b>74</b>	<b>61</b>	<b>0</b>	<b>82.43%</b>	<b>13</b>	<b>17.57%</b>	<b>0</b>

Enrollment as of June 2018																
Sub Groups	Grades															Total
	PK	KG	01	02	03	04	05	06	07	08	09	10	11	12	14	
All Students											22	20	17	3		62
<b>Gender</b>																
Female											6	8	8	1		23
Male											16	12	9	2		39
<b>Ethnicity</b>																
AM																
AS																
BL											22	20	17	3		62
HI																
HP																
TR																
WH																
<b>Other Groups</b>																
SE											6	4	2			12
LEP																
ED											19	16	16	3		54

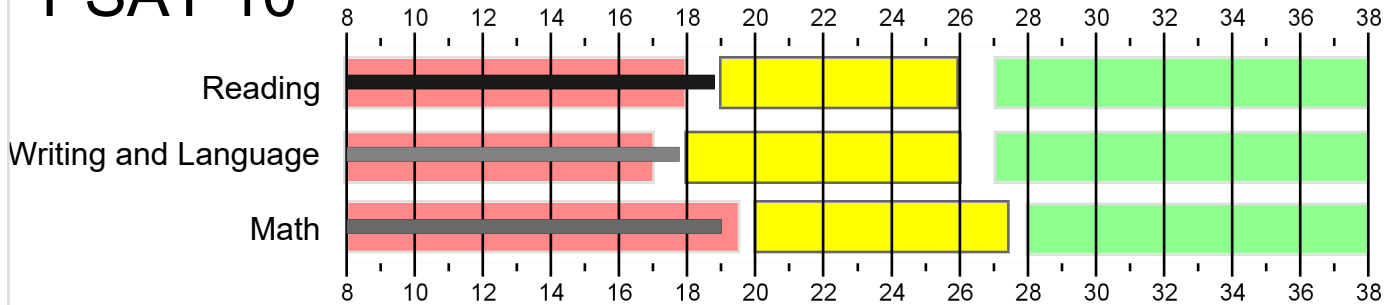
# Cody Academy of Public Leadership



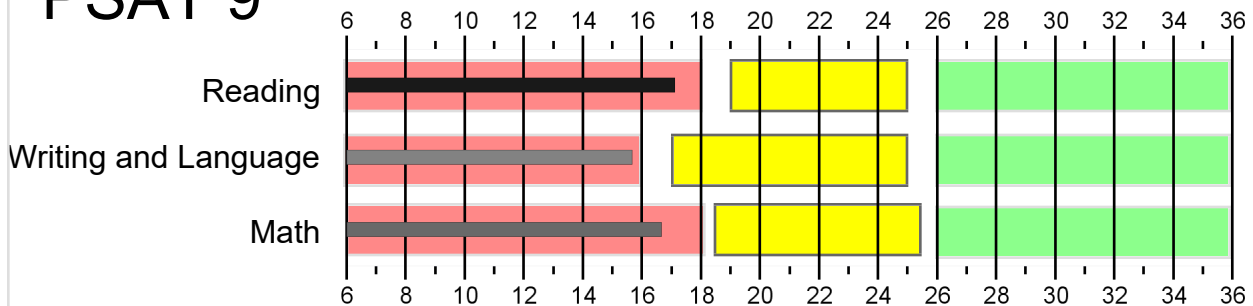
## SAT 11



## PSAT 10

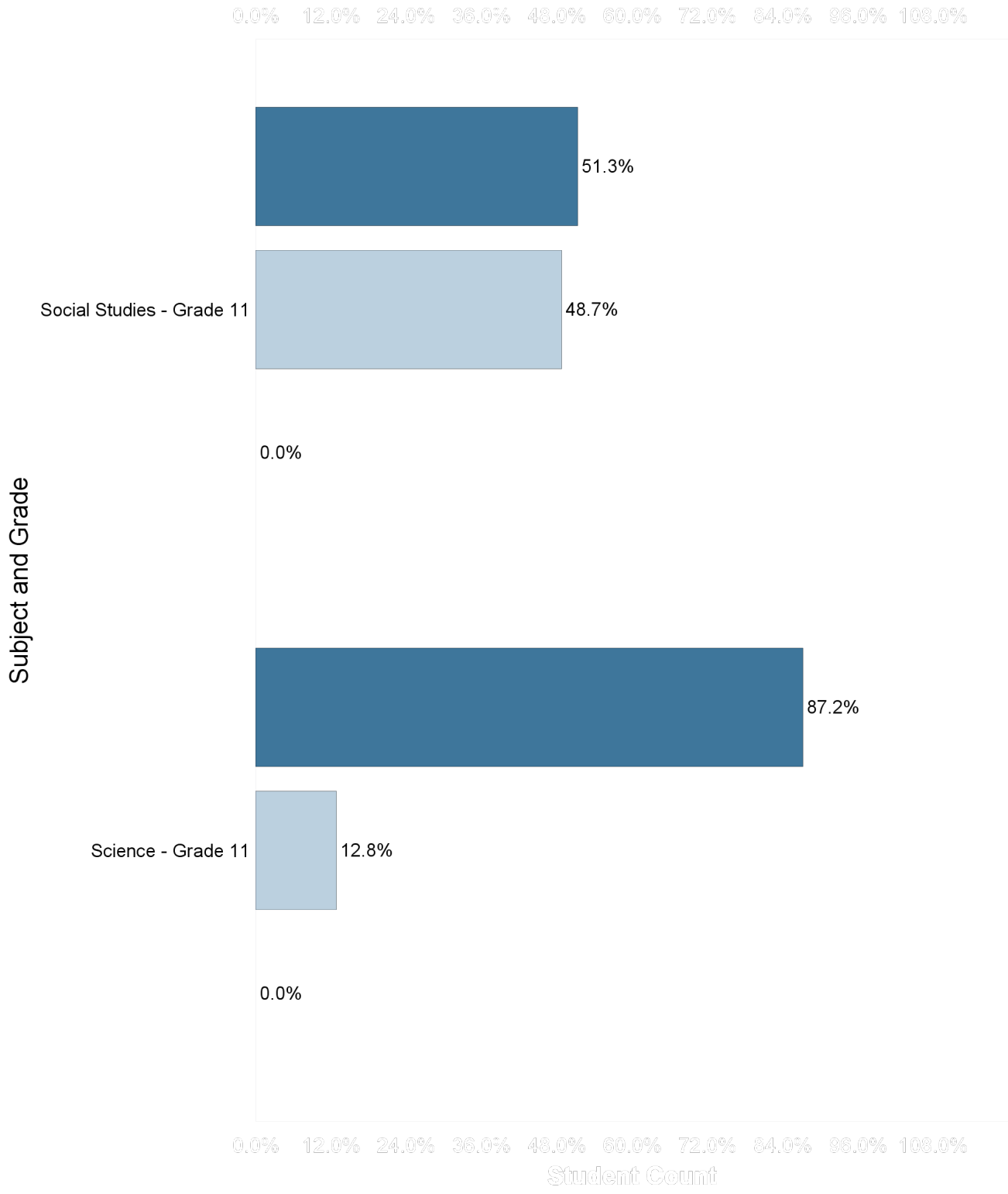


## PSAT 9




# Cody Academy of Public Leadership

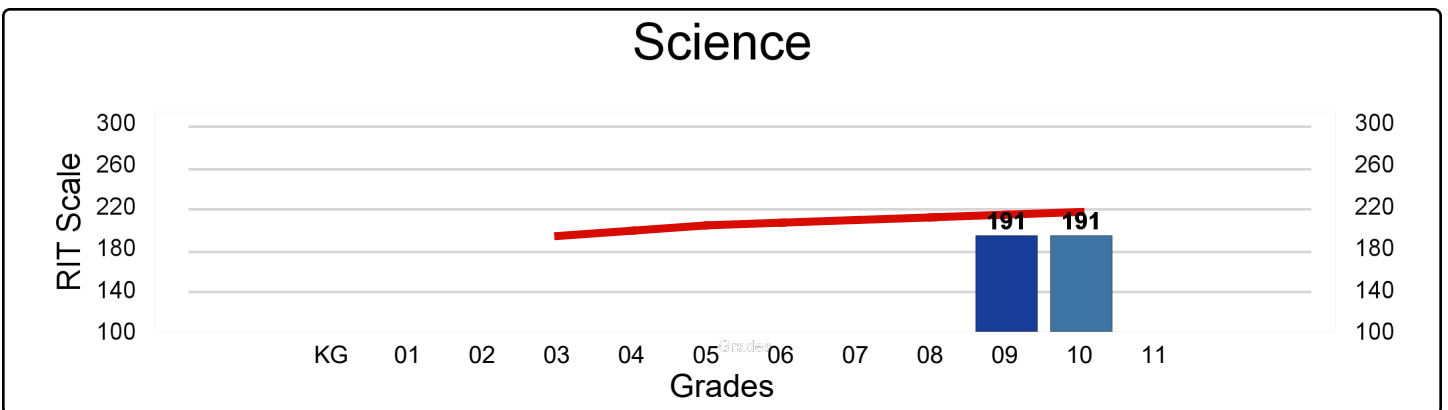
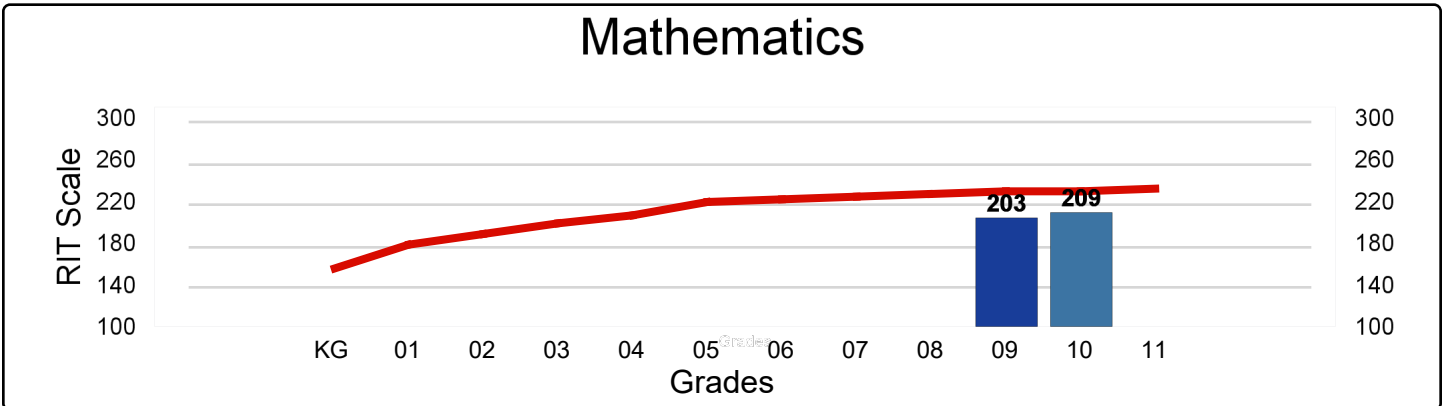
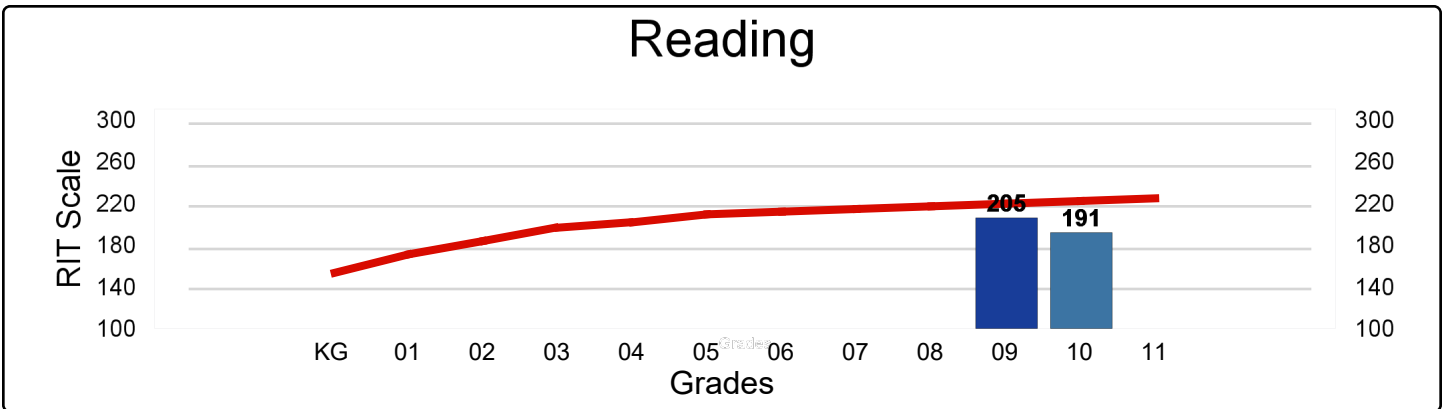
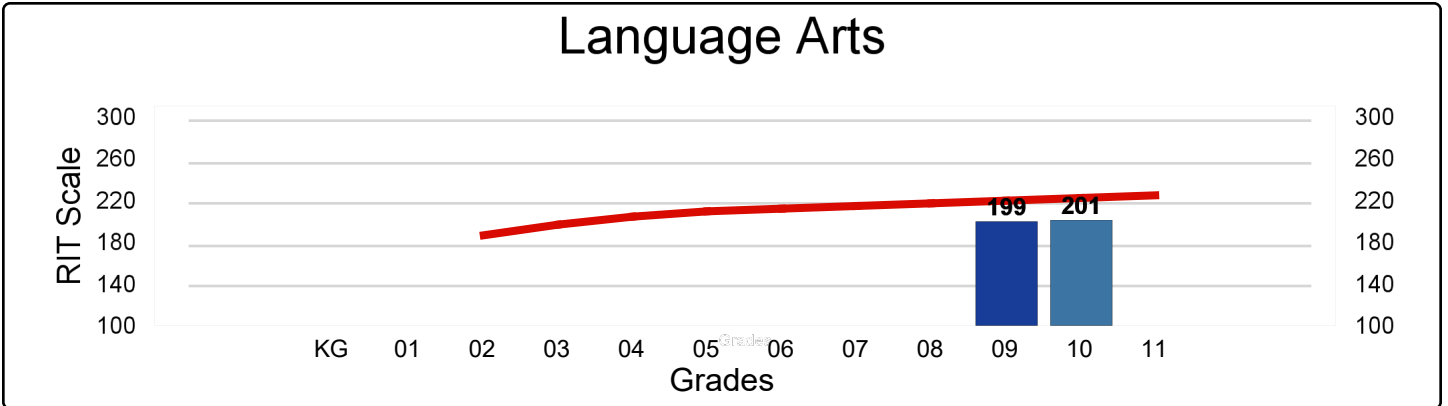
## M-Step 2016-17 Proficiency



# Cody Academy of Public Leadership

NWEA MAP Spring 2017 - Average RIT Score

National Norm 



# Cody Academy of Public Leadership

## Percentage of Student Meeting Growth Expectation Targets

