

# Davis Aerospace High School

School Year	2017-2018
District Code	82015
State Code	00029
DPS Code	601
From EAA	No
Voting District	6
Status	Active/Open
Emphasis	Gen Ed
Entity Type	LEA-School
Alt Services	
Title 1 Status	

School Configuration 2017-18																	
PK	KG	01	02	03	04	05	06	07	08	09	10	11	12	GE	Alt	CTE	SE
<input type="checkbox"/>	<input type="checkbox"/>	<input type="checkbox"/>	<input type="checkbox"/>	<input type="checkbox"/>	<input type="checkbox"/>	<input type="checkbox"/>	<input type="checkbox"/>	<input type="checkbox"/>	<input type="checkbox"/>	<input checked="" type="checkbox"/>	<input checked="" type="checkbox"/>	<input checked="" type="checkbox"/>	<input checked="" type="checkbox"/>	<input checked="" type="checkbox"/>	<input type="checkbox"/>	<input checked="" type="checkbox"/>	<input type="checkbox"/>
<b>9 - 12, CTE</b>																	
School Address										900 Dickerson Avenue Detroit, MI 48215-2900							
Main Telephone										(313) 822-8820							
Main Fax										(313) 866-3232							
Principal										Neal Morrison							
Principal Email										neal.morrison02@detroitk12.org							
Principal Leader										Rebeca Luna							
Superintendent																	
Superintendent Phone																	

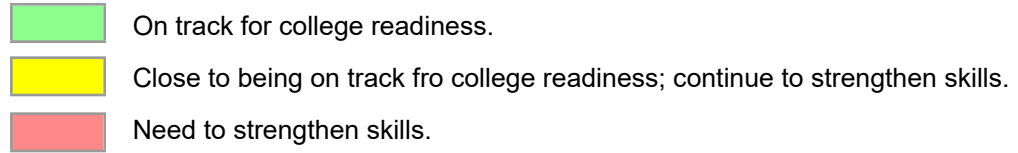
Attendance 2016-17		
Attendance Rate	# Chronically Absent	% Chronically Absent
<b>87.9%</b>	<b>96</b>	<b>51.1%</b>

Mobility 2016-17			
Total Headcount	Incoming	Mobile Students	Stable Students
<b>156</b>	<b>12</b>	<b>15</b>	<b>141</b>

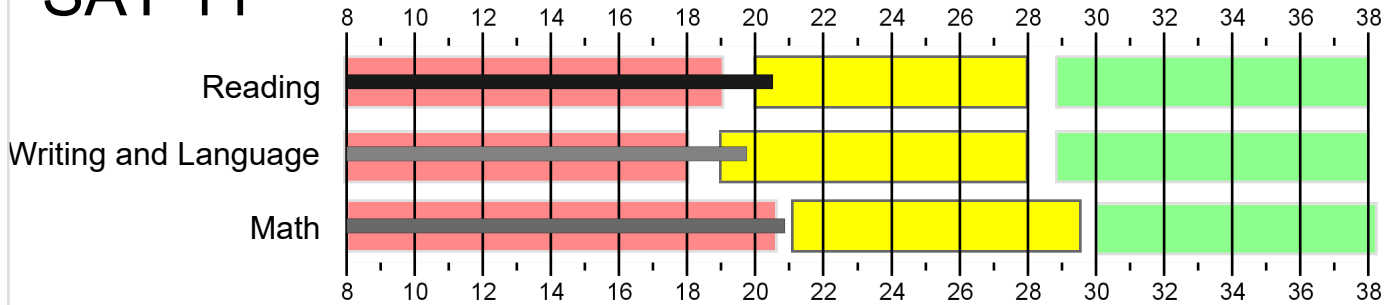
Graduation/Dropout Rate 2016-17							
	Cohort N	Graduation N	GED	Graduation Rate	Drop N	Drop Rate	Off Track
<b>4 Year Cohort</b>	<b>36</b>	<b>34</b>	<b>0</b>	<b>94.44%</b>	<b>2</b>	<b>5.56%</b>	<b>0</b>
<b>5 Year Cohort</b>	<b>26</b>	<b>22</b>	<b>0</b>	<b>84.62%</b>	<b>4</b>	<b>15.38%</b>	<b>0</b>
<b>6 Year Cohort</b>	<b>32</b>	<b>32</b>	<b>0</b>	<b>100.00%</b>	<b>0</b>	<b>0.00%</b>	<b>0</b>

Enrollment as of June 2018																
Sub Groups	Grades															
	PK	KG	01	02	03	04	05	06	07	08	09	10	11	12	14	Total
All Students											38	54	26	2		120
<b>Gender</b>																
Female											17	21	11	2		51
Male											21	33	15			69
<b>Ethnicity</b>																
AM																
AS																
BL											38	54	26	2		120
HI																
HP																
TR																
WH																
<b>Other Groups</b>																
SE											4	3	3	2		12
LEP																
ED											34	47	21	1		103

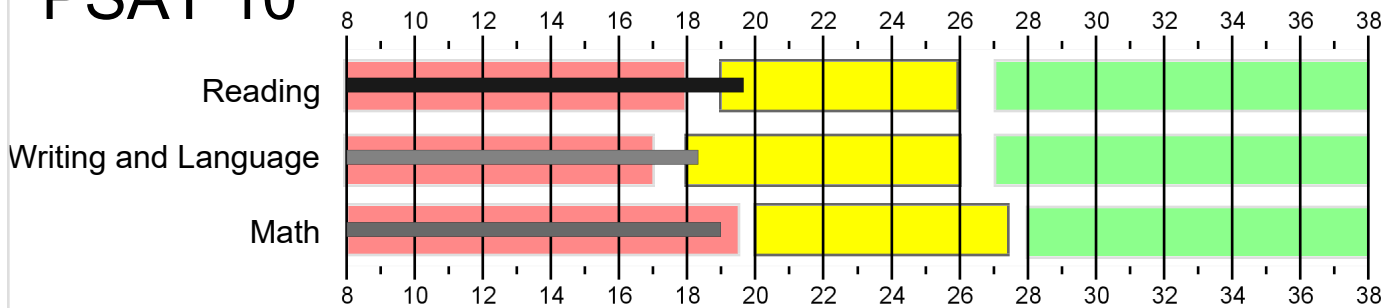
# Davis Aerospace High School



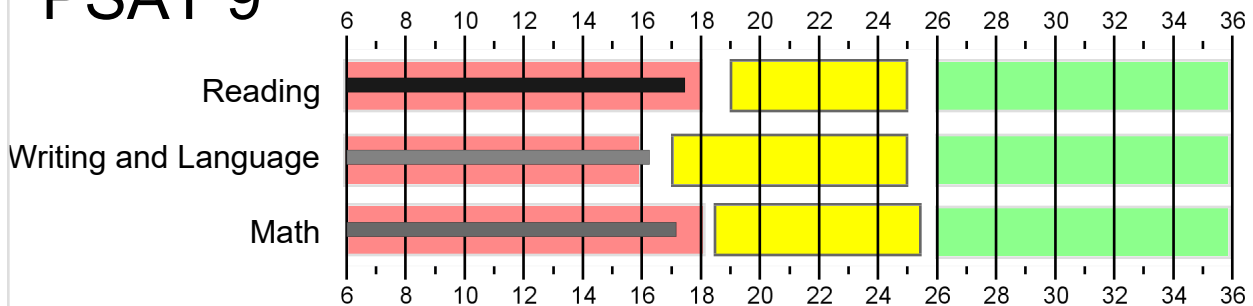
## SAT 11



## PSAT 10



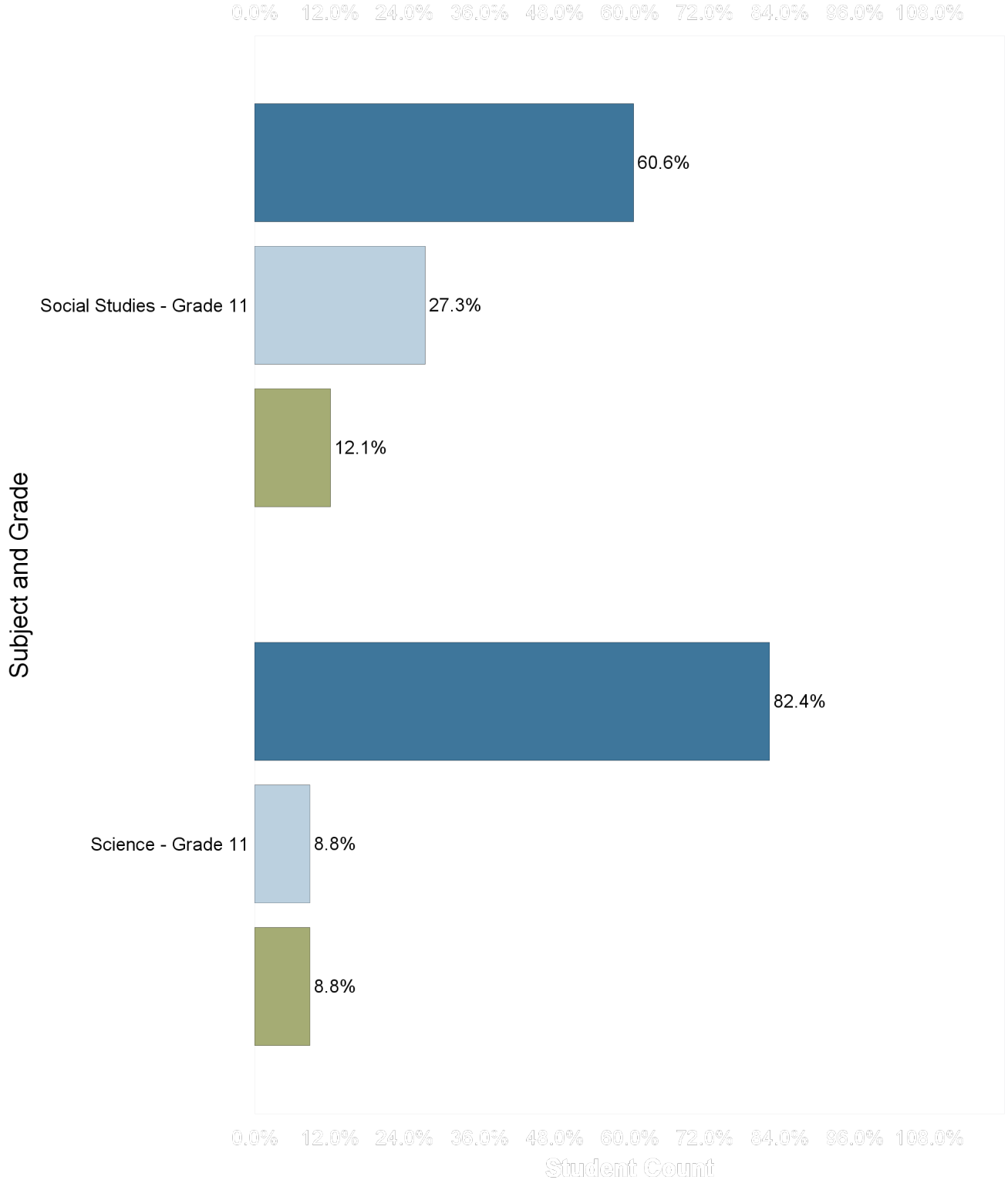
## PSAT 9



# Davis Aerospace High School


## M-Step 2016-17 Proficiency

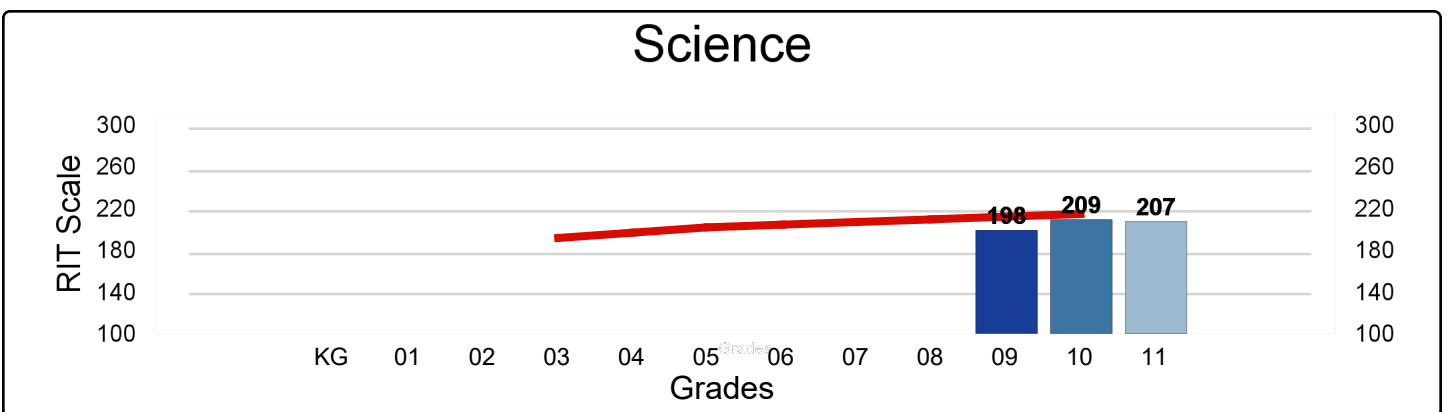
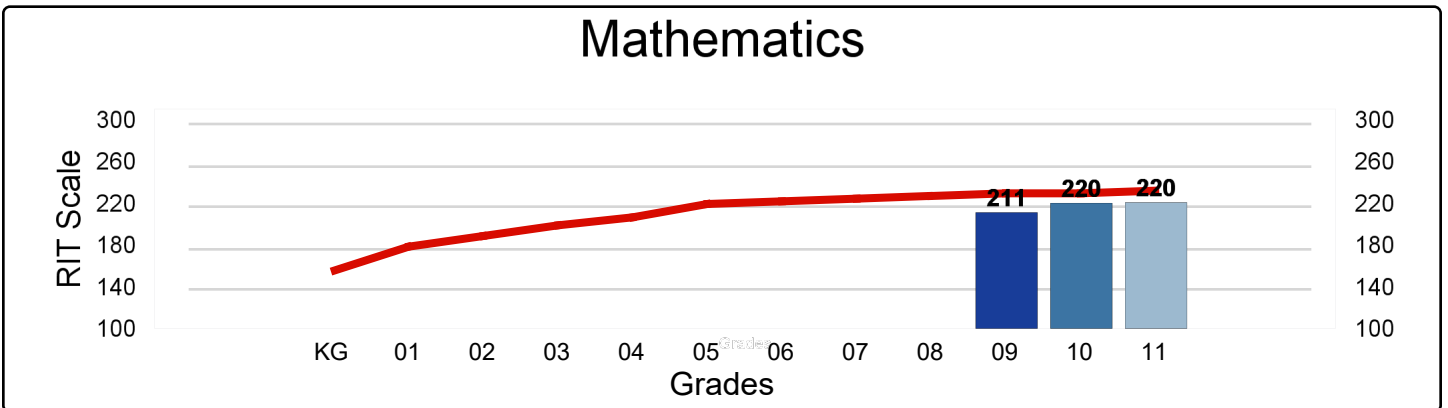
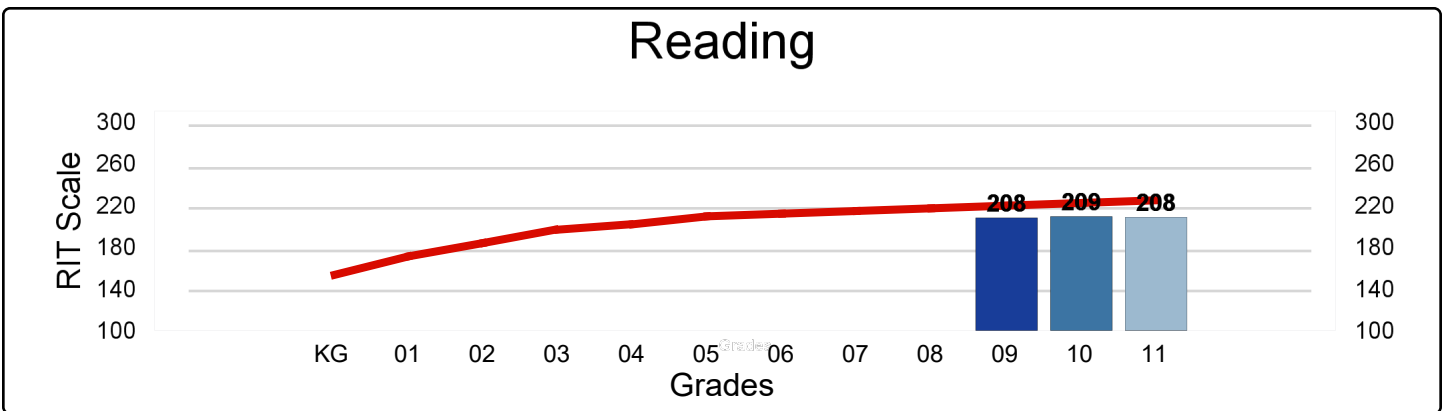
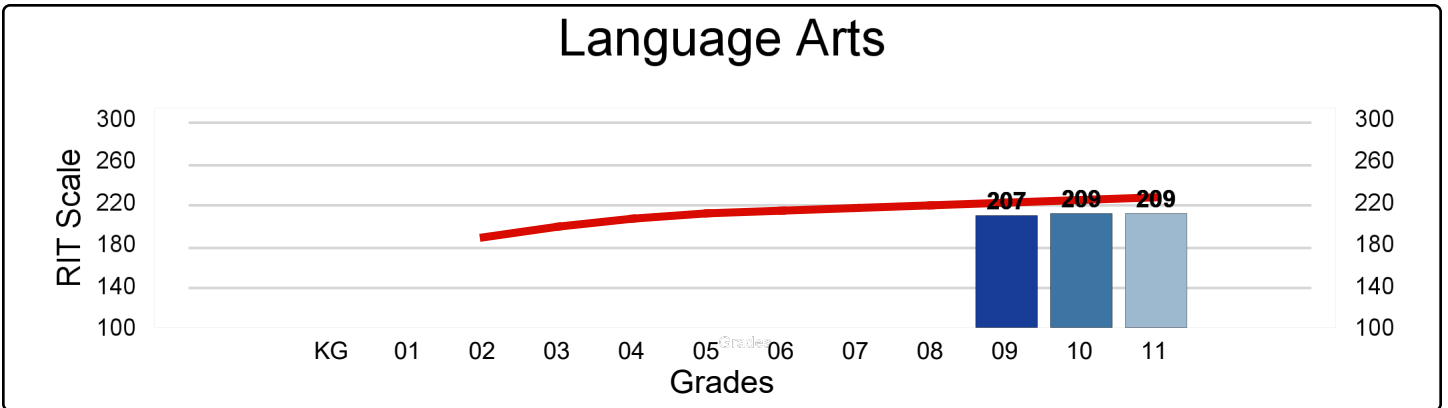
■ Not Proficient    ■ Partially Proficient    ■ Proficient



# Davis Aerospace High School

## NWEA MAP Spring 2017 - Average RIT Score

National Norm 



# Davis Aerospace High School

## Percentage of Student Meeting Growth Expectation Targets

