

# Edward "Duke" Ellington @ Beckham

School Year	2017-2018
District Code	82015
State Code	03737
DPS Code	777
From EAA	No
Voting District	7
Status	Active/Open
Emphasis	Gen Ed
Entity Type	LEA-School
Alt Services	
Title 1 Status	

School Configuration 2017-18																	
PK	KG	01	02	03	04	05	06	07	08	09	10	11	12	GE	Alt	CTE	SE
<input checked="" type="checkbox"/>	<input checked="" type="checkbox"/>	<input checked="" type="checkbox"/>	<input checked="" type="checkbox"/>	<input checked="" type="checkbox"/>	<input checked="" type="checkbox"/>	<input checked="" type="checkbox"/>	<input checked="" type="checkbox"/>	<input checked="" type="checkbox"/>	<input checked="" type="checkbox"/>	<input type="checkbox"/>	<input type="checkbox"/>	<input type="checkbox"/>	<input type="checkbox"/>	<input checked="" type="checkbox"/>	<input type="checkbox"/>	<input type="checkbox"/>	<input checked="" type="checkbox"/>
K - 8, PK, Spec Ed																	
School Address														9860 Park Drive			
														Detroit, MI 48213			
Main Telephone														(313) 852-8500			
Main Fax														(313) 852-8511			
Principal														Rita Davis			
Principal Email														rita.davis@detroitk12.org			
Principal Leader														Nidia Ashby			
Superintendent																	
Superintendent Phone																	

Attendance 2016-17		
Attendance Rate	# Chronically Absent	% Chronically Absent
<b>84.6%</b>	<b>399</b>	<b>62.8%</b>

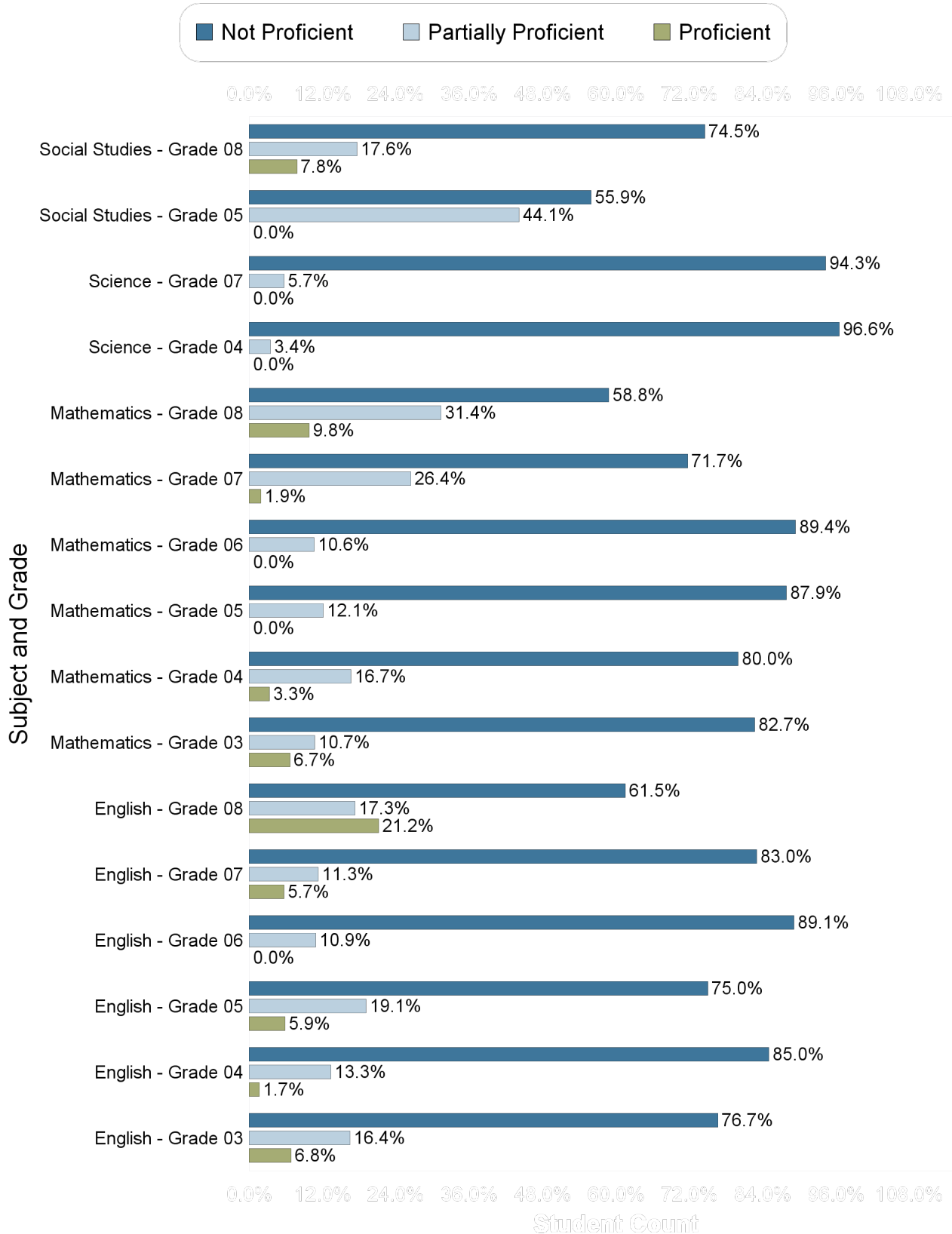
Mobility 2016-17			
Total Headcount	Incoming	Mobile Students	Stable Students
<b>562</b>	<b>44</b>	<b>63</b>	<b>499</b>

Graduation/Dropout Rate 2016-17							
	Cohort N	Graduation N	GED	Graduation Rate	Drop N	Drop Rate	Off Track
<b>4 Year Cohort</b>	n/a	n/a	n/a	n/a	n/a	n/a	n/a
<b>5 Year Cohort</b>	n/a	n/a	n/a	n/a	n/a	n/a	n/a
<b>6 Year Cohort</b>	n/a	n/a	n/a	n/a	n/a	n/a	n/a

Enrollment as of June 2018																
Sub Groups	Grades															Total
	PK	KG	01	02	03	04	05	06	07	08	09	10	11	12	14	
All Students	64	78	73	75	74	77	64	69	52	59						621
<b>Gender</b>																
Female	26	29	35	36	40	40	35	30	27	34						306
Male	38	49	38	39	34	37	29	39	25	25						315
<b>Ethnicity</b>																
AM								1								1
AS				1												1
BL	64	78	73	73	74	77	64	67	52	59						617
HI																
HP																
TR																
WH				1				1								2
<b>Other Groups</b>																
SE	16	7	4	10	10	10	5	9	6	7						68
LEP																
ED	41	73	61	65	67	75	58	64	47	56						566


# Duke Ellington

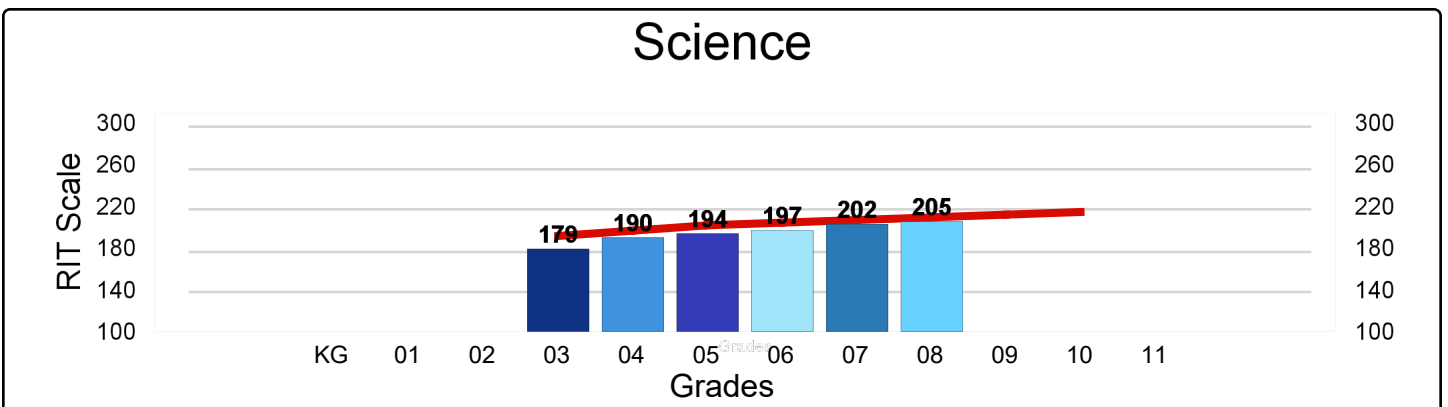
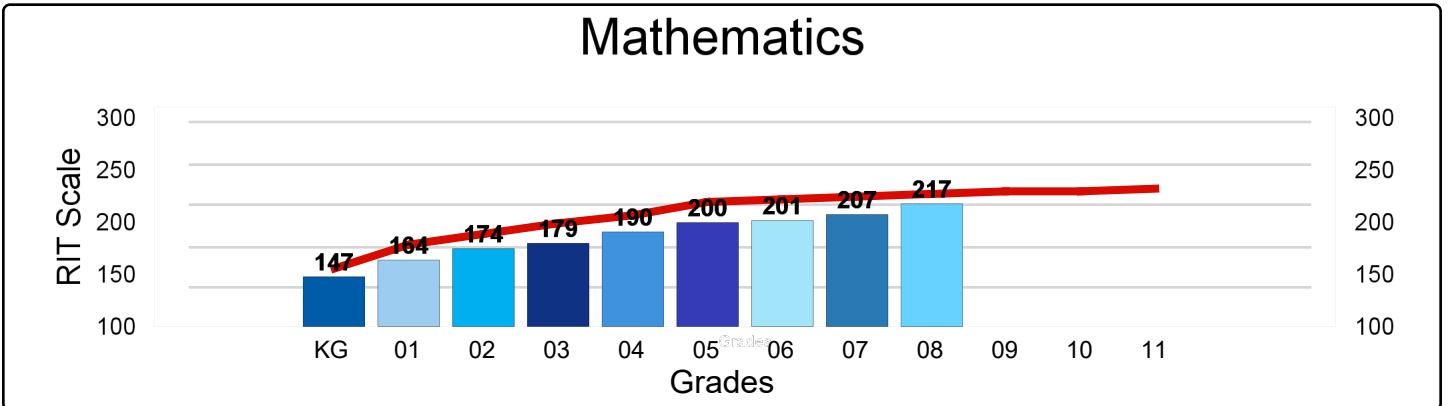
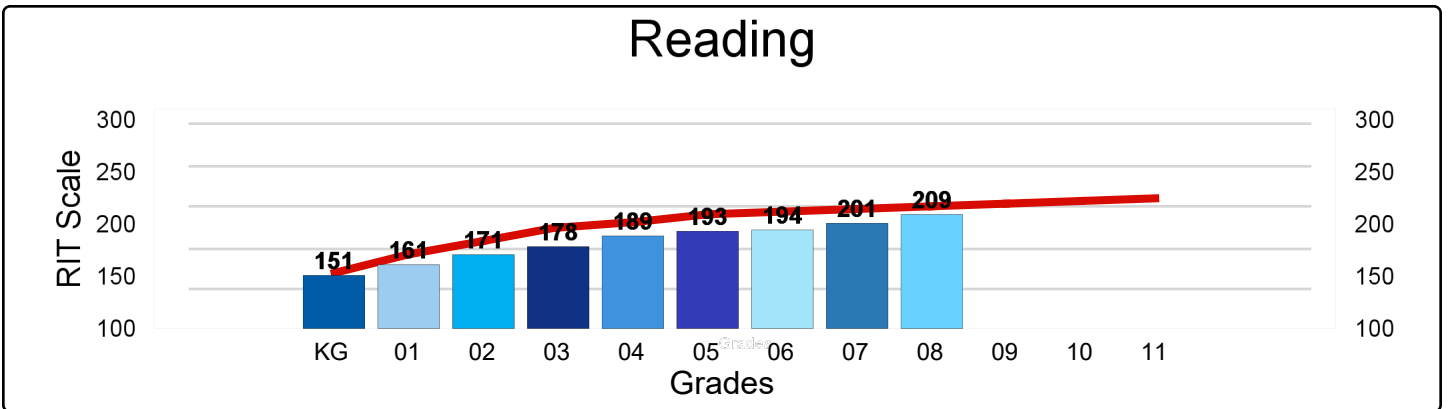
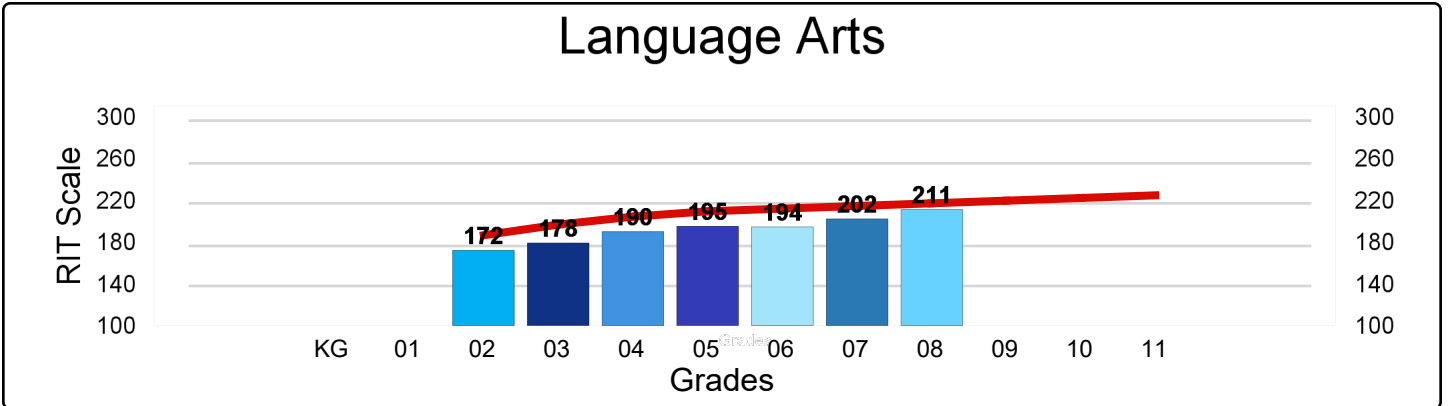
## M-Step 2016-17 Proficiency



# Duke Ellington

## NWEA MAP Spring 2017 - Average RIT Score

National Norm 



# Duke Ellington

## Percentage of Student Meeting Growth Expectation Targets

