

# Bates Academy

## School Configuration 2017-18

PK	KG	01	02	03	04	05	06	07	08	09	10	11	12	GE	Alt	CTE	SE
<input checked="" type="checkbox"/>	<input checked="" type="checkbox"/>	<input checked="" type="checkbox"/>	<input checked="" type="checkbox"/>	<input checked="" type="checkbox"/>	<input checked="" type="checkbox"/>	<input checked="" type="checkbox"/>	<input checked="" type="checkbox"/>	<input checked="" type="checkbox"/>	<input checked="" type="checkbox"/>	<input type="checkbox"/>	<input type="checkbox"/>	<input type="checkbox"/>	<input type="checkbox"/>	<input checked="" type="checkbox"/>	<input type="checkbox"/>	<input type="checkbox"/>	<input checked="" type="checkbox"/>
K - 8, PK, Spec Ed																	

School Year	2017-2018
District Code	82015
State Code	02882
DPS Code	791
From EAA	No
Voting District	5
Status	Active/Open
Emphasis	Gen Ed
Entity Type	LEA-School
Alt Services	
Title 1 Status	

School Address	19701 Wyoming Detroit, MI 48221-1519
Main Telephone	(313) 494-7000
Main Fax	(313) 494-8811
Principal	David Bailey
Principal Email	david.bailey@detroitk12.org
Principal Leader	Rebeca Luna
Superintendent	
Superintendent Phone	

## Attendance 2016-17

Attendance Rate	# Chronically Absent	% Chronically Absent
<b>95.3%</b>	<b>68</b>	<b>10.0%</b>

## Mobility 2016-17

Total Headcount	Incoming	Mobile Students	Stable Students
<b>674</b>	<b>3</b>	<b>9</b>	<b>665</b>

## Graduation/Dropout Rate 2016-17

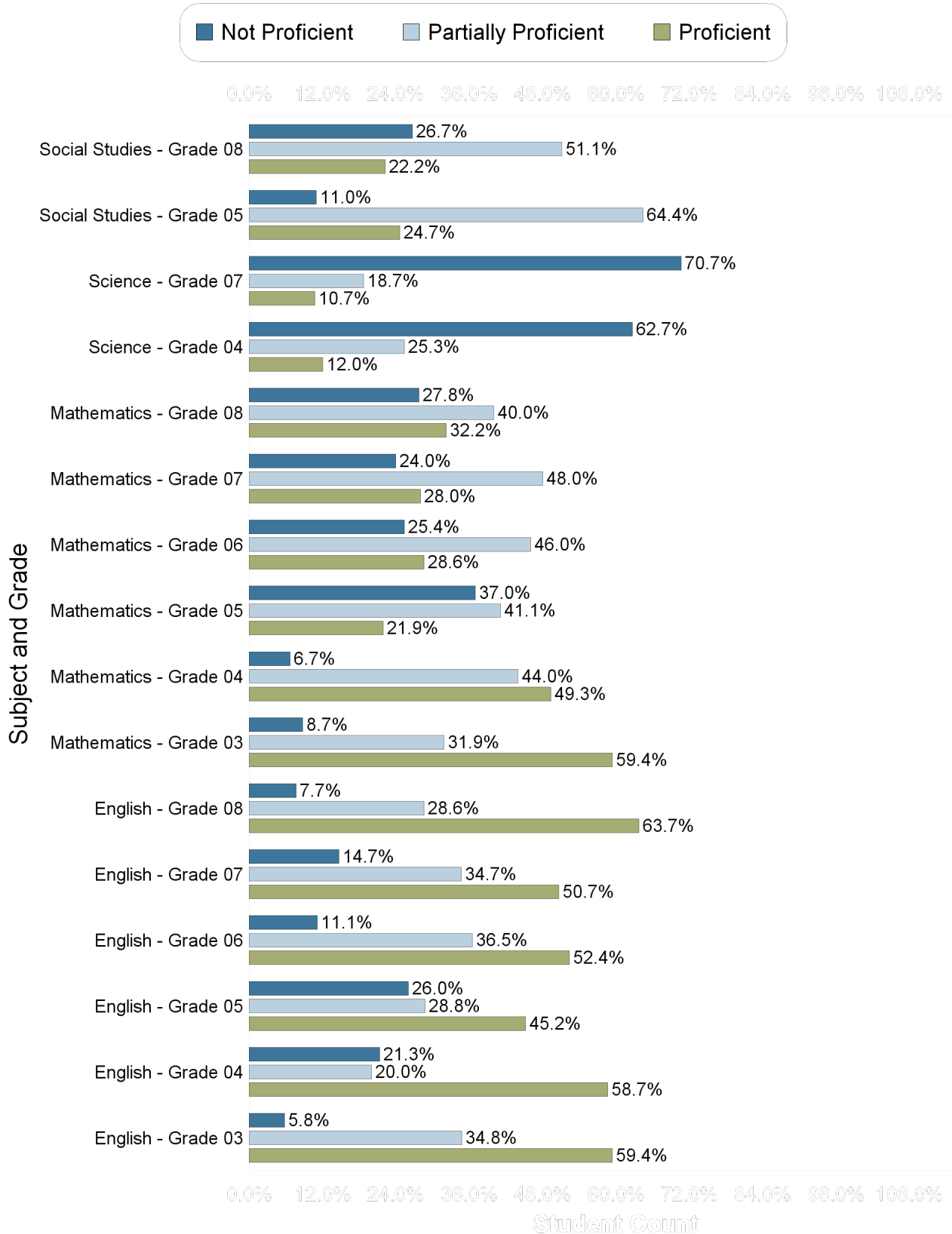
	Cohort N	Graduation N	GED	Graduation Rate	Drop N	Drop Rate	Off Track
<b>4 Year Cohort</b>	n/a	n/a	n/a	n/a	n/a	n/a	n/a
<b>5 Year Cohort</b>	n/a	n/a	n/a	n/a	n/a	n/a	n/a
<b>6 Year Cohort</b>	n/a	n/a	n/a	n/a	n/a	n/a	n/a

## Enrollment as of June 2018

Sub Groups	Grades															Total
	PK	KG	01	02	03	04	05	06	07	08	09	10	11	12	14	
All Students	49	75	82	67	76	68	82	84	76	83						693
Gender																
Female	21	46	43	43	39	40	57	44	43	47						402
Male	28	29	39	24	37	28	25	40	33	36						291
Ethnicity																
AM								6								6
AS								1		1						2
BL	49	75	82	67	76	68	82	77	76	82						685
HI																
HP																
TR																
WH																
Other Groups																
SE	2		4	1	3	6	4	6	10	14						48
LEP	1								1							1
ED	30	48	49	42	42	39	44	50	43	58						415


# Bates Academy

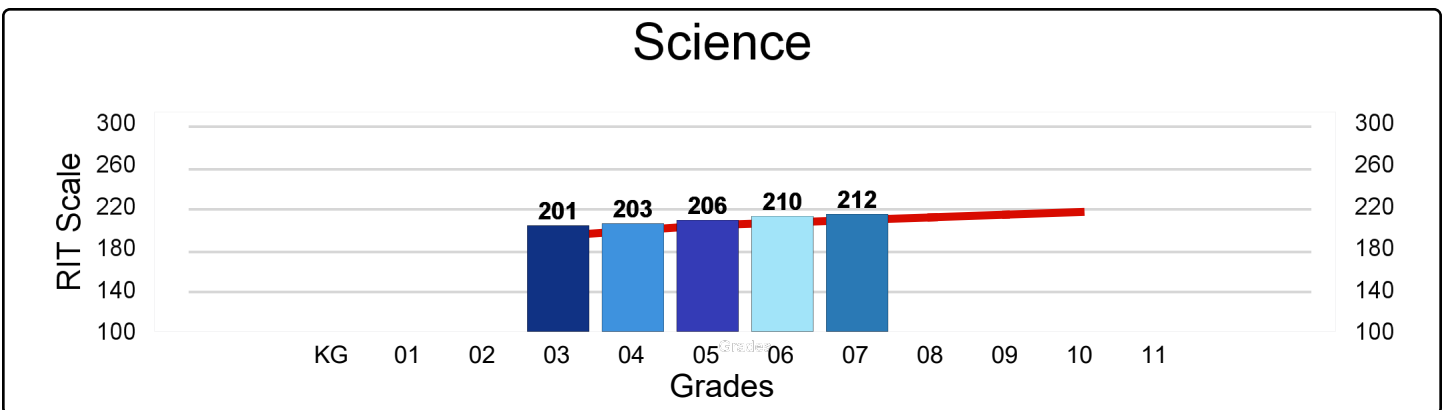
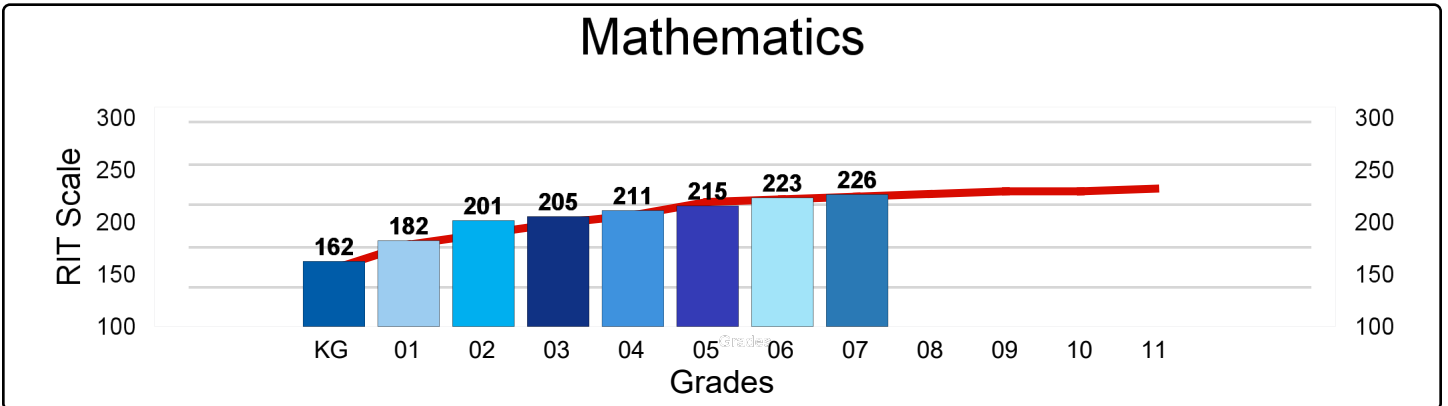
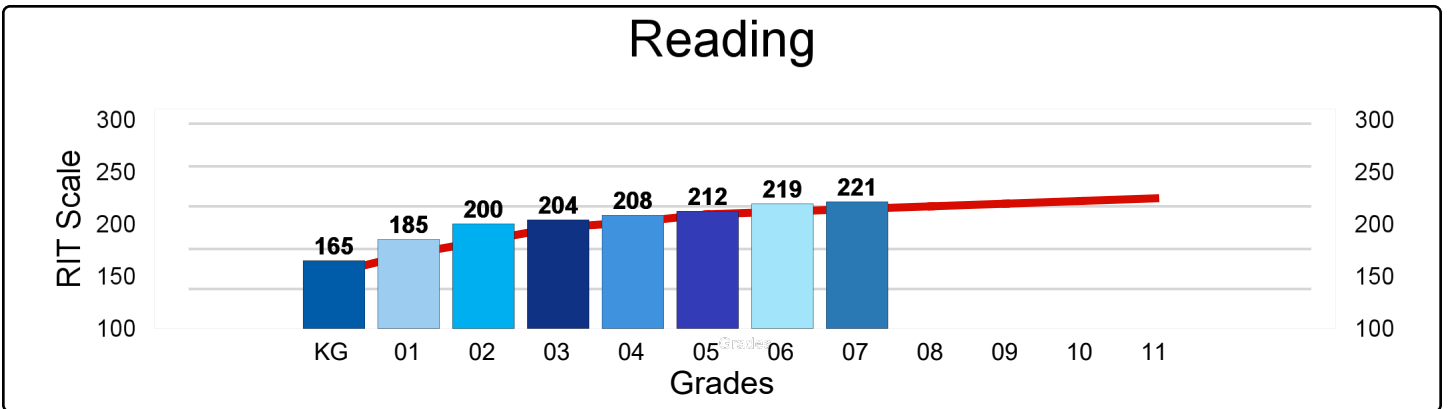
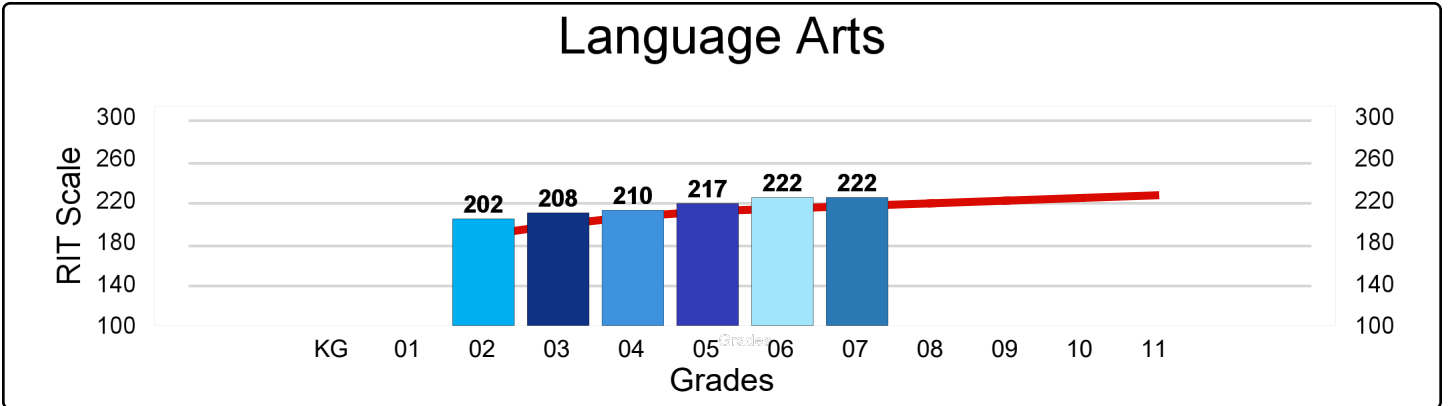
## M-Step 2016-17 Proficiency



# Bates Academy

NWEA MAP Spring 2017 - Average RIT Score

National Norm 



# Bates Academy

## Percentage of Student Meeting Growth Expectation Targets

